

This catalog shows the special tools for KTM vehicles for model years 2014-2021 (Offroad 2022).

**Info**

Tools that do not have the specifications for use are optional tools or tools for KTM vehicles before model year 2014.

The information contained in this catalog was current at the time of going to print. However, minor differences due to further developments in design cannot be ruled out completely. It is planned to update the catalog twice a year in future.

KTM Sportmotorcycle GmbH specifically reserves the right to modify or delete technical specifications, prices, colors, forms, materials, services, designs, equipment, etc., without prior notice and without specifying reasons, to adapt these to local conditions, as well as to stop production of a particular tool without prior notice. KTM accepts no liability for delivery options, deviations from figures and descriptions, misprints, and other errors.

© 2021 KTM Sportmotorcycle GmbH, Mattighofen Austria

All rights reserved

Reproduction, even in part, as well as copying of all kinds, is permitted only with the express written permission of the copyright owner.



ISO 9001(12 100 6061)

KTM applies quality assurance processes that lead to the highest possible product quality as defined in the ISO 9001 international quality management standard.

Issued by: TÜV Management Service

REG.NO. 12 100 6061

KTM Sportmotorcycle GmbH
Stallhofnerstraße 3
5230 Mattighofen, Austria




3206267en

18.11.2021


1	XC_2.....	3	19	OTHER TOOLS.....	197	
	1.1	Overview	3	19.1	Overview	197
2	ELECTRICAL SYSTEM / DIAGNOSIS	21	19.2	Wall tool organizer overview	197	
	2.1	Overview	21	20	FORK.....	205
	2.2	Wall tool organizer overview	37	20.1	Wall tool organizer overview	205
3	HV TOOL.....	38	21	SHOCK ABSORBER.....	251	
	3.1	Overview	38	21.1	Overview	251
4	BLEEDER TOOL.....	42	21.2	Wall tool organizer overview	253	
	4.1	Overview	42	22	PANELS & ACCESSORIES	281
	4.2	Wall tool organizer overview	42	23	Product category: KTM.....	287
5	ENGINE FIXING ARM.....	51				
	5.1	Overview	51			
	5.2	Wall tool organizer overview	53			
6	SUPPORT TOOL.....	63				
	6.1	Overview	63			
	6.2	Wall tool organizer overview	63			
7	MEASURING TOOL & SETTING GAUGE	80				
	7.1	Overview	80			
	7.2	Wall tool organizer overview	83			
8	EXTRACTOR TOOL	100				
	8.1	Overview	100			
	8.2	Wall tool organizer overview	100			
9	PROTECTING SLEEVES & PROTECTION CAPS	118				
	9.1	Wall tool organizer overview	118			
10	LIFT AND WORK STAND	123				
	10.1	Overview	123			
11	PLIERS	130				
	11.1	Wall tool organizer overview	130			
12	SPARK PLUG WRENCH.....	139				
	12.1	Wall tool organizer overview	139			
13	GROOVE NUT WRENCH	141				
	13.1	Wall tool organizer overview	141			
14	CRANKSHAFT PRESSING TOOL.....	144				
	14.1	Wall tool organizer overview	144			
15	PISTON TOOL.....	160				
	15.1	Wall tool organizer overview	160			
16	TRANSMISSION TOOL	165				
	16.1	Wall tool organizer overview	165			
17	VALVE AND TIMING TOOL	168				
	17.1	Overview	168			
	17.2	Wall tool organizer overview	168			
18	PRESSING TOOL	178				
	18.1	Wall tool organizer overview	178			

1.1 Overview




- USB cable (00029094031) (🔊 p. 3)
- Diagnostics adapter cable (00029094033) (🔊 p. 3)
- XC_2 (00029XC2) (🔊 p. 4)
- Diagnostics tablet (00029XC2001) (🔊 p. 5)
- Hand strap (00029XC2002) (🔊 p. 6)
- Battery charger (00029XC2003) (🔊 p. 7)
- VCI (00029XC2004) (🔊 p. 9)
- VCI attachment (00029XC2005) (🔊 p. 10)
- Protective film (00029XC2006) (🔊 p. 11)
- Diagnostics cable extension (00029XC2007) (🔊 p. 11)
- USB cable (00029XC2008) (🔊 p. 12)
- 12-V power supply cable (00029XC2009) (🔊 p. 14)
- RideRecorder trigger (00029XC2010) (🔊 p. 15)
- Case (00029XC2011) (🔊 p. 16)
- Docking station (00029XC2012) (🔊 p. 17)
- Wall attachment (00029XC2013) (🔊 p. 17)
- Battery (00029XC2014) (🔊 p. 18)
- Input stylus (00029XC2015) (🔊 p. 19)
- Diagnostics adapter cable (70029069000) (🔊 p. 20)


00029094031 USB cable

 00029094031	Description/example of use		
	USB cable type A to type A, for flashing the combination instrument		
Technical data		for use with	
Length approx.: 3 m (10 ft)		00029XC2	
Color: Orange			
used with model			
1290 Super Adventure S 2017			
1290 Super Adventure S 2018			
1290 Super Adventure R 2017			
1290 Super Adventure R 2018			
Service	<input checked="" type="checkbox"/>	Repair	<input type="checkbox"/>
		optional	<input type="checkbox"/>

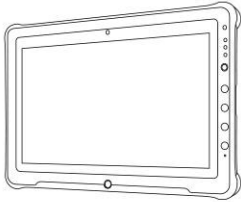
00029094033 Diagnostics adapter cable

 00029094033	Description/example of use		
	Diagnostics adapter cable for connecting the VCI to a standardized Euro 5 diagnostics connector		
Technical data		for use with	
Length approx.: 25.8 cm (10.16 in)		00029XC2	
used with model			
Mini MX Electro			
1290 Super Adventure S 2021			
1290 Super Adventure R 2021			
Travel Small			
125 Duke 2021			
200 DUKE AR 2021			
200 DUKE CO 2021			
200 DUKE EU 2021			
200 DUKE B.D. EU 2021			
200 DUKE MY 2021			
200 DUKE PH 2021			
200 DUKE TH 2021			

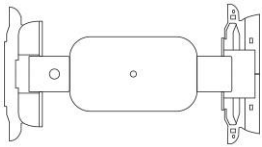
00029094033 Diagnostics adapter cable	
	200 DUKE US 2021 890 Duke 890 Duke R 1290 Super Duke R 2020 1290 Super Duke R / RR 2021 SX-E 5 2021 SX-E 5 2022
	Spare parts

00029XC2 XC_2																																																																																
 <p>00029XC2</p>	<p>Description/example of use</p> <p>XC_2 professional workshop information and diagnostics system as a set</p>																																																																															
	<table border="0"> <tr> <td>used with model</td> <td>matching tools / articles are</td> </tr> <tr> <td>Mini MX Electro</td> <td>00029XC2001 (Scope of supply)</td> </tr> <tr> <td>MX1 4 stroke</td> <td>00029XC2002 (Scope of supply)</td> </tr> <tr> <td>MX2 4 stroke</td> <td>00029XC2003 (Scope of supply)</td> </tr> <tr> <td>Enduro E1 4 stroke</td> <td>00029XC2004 (Scope of supply)</td> </tr> <tr> <td>150 EXC</td> <td>00029XC2005 (Scope of supply)</td> </tr> <tr> <td>250 EXC TPI EU 2018</td> <td>00029XC2007 (Scope of supply)</td> </tr> <tr> <td>250 EXC 2019</td> <td>00029XC2008 (Scope of supply)</td> </tr> <tr> <td>250 EXC 2020</td> <td>00029XC2009 (Scope of supply)</td> </tr> <tr> <td>250 EXC 2021</td> <td>00029XC2010 (Scope of supply)</td> </tr> <tr> <td>250 EXC 2022</td> <td>00029XC2011 (Scope of supply)</td> </tr> <tr> <td>250 EXC Six Days 2018</td> <td>00029XC2012 (Scope of supply)</td> </tr> <tr> <td>250 EXC Six Days 2019</td> <td>00029XC2013 (Scope of supply)</td> </tr> <tr> <td>250 EXC Six Days 2020</td> <td>00029XC2014 (Scope of supply)</td> </tr> <tr> <td>250 EXC Six Days 2021</td> <td>00029XC2015 (Scope of supply)</td> </tr> <tr> <td>250 EXC Six Days 2022</td> <td>00029094031</td> </tr> <tr> <td>Enduro E2 4 stroke</td> <td>00029094033 (Scope of supply)</td> </tr> <tr> <td>300 EXC 2018</td> <td>70029069000</td> </tr> <tr> <td>300 EXC 2019</td> <td></td> </tr> <tr> <td>300 EXC 2020</td> <td></td> </tr> <tr> <td>300 EXC 2020</td> <td></td> </tr> <tr> <td>300 EXC 2021</td> <td></td> </tr> <tr> <td>300 EXC 2022</td> <td></td> </tr> <tr> <td>300 EXC Six Days 2018</td> <td></td> </tr> <tr> <td>300 EXC Six Days 2019</td> <td></td> </tr> <tr> <td>300 EXC Six Days 2020</td> <td></td> </tr> <tr> <td>300 EXC Six Days 2021</td> <td></td> </tr> <tr> <td>300 EXC Six Days 2022</td> <td></td> </tr> <tr> <td>Enduro E3 4 stroke</td> <td></td> </tr> <tr> <td>Rally</td> <td></td> </tr> <tr> <td>Freeride Dual Sport 4 stroke</td> <td></td> </tr> <tr> <td>Freeride E-Ride</td> <td></td> </tr> <tr> <td>150 XC-W 2020</td> <td></td> </tr> <tr> <td>150 XC-W 2021</td> <td></td> </tr> <tr> <td>150 XC-W 2022</td> <td></td> </tr> <tr> <td>Cross Country E1 4 stroke</td> <td></td> </tr> <tr> <td>250 XC-W TPI US 2018</td> <td></td> </tr> <tr> <td>250 XC-W 2019</td> <td></td> </tr> <tr> <td>250 XC-W 2020</td> <td></td> </tr> <tr> <td>250 XC-W 2021</td> <td></td> </tr> </table>	used with model	matching tools / articles are	Mini MX Electro	00029XC2001 (Scope of supply)	MX1 4 stroke	00029XC2002 (Scope of supply)	MX2 4 stroke	00029XC2003 (Scope of supply)	Enduro E1 4 stroke	00029XC2004 (Scope of supply)	150 EXC	00029XC2005 (Scope of supply)	250 EXC TPI EU 2018	00029XC2007 (Scope of supply)	250 EXC 2019	00029XC2008 (Scope of supply)	250 EXC 2020	00029XC2009 (Scope of supply)	250 EXC 2021	00029XC2010 (Scope of supply)	250 EXC 2022	00029XC2011 (Scope of supply)	250 EXC Six Days 2018	00029XC2012 (Scope of supply)	250 EXC Six Days 2019	00029XC2013 (Scope of supply)	250 EXC Six Days 2020	00029XC2014 (Scope of supply)	250 EXC Six Days 2021	00029XC2015 (Scope of supply)	250 EXC Six Days 2022	00029094031	Enduro E2 4 stroke	00029094033 (Scope of supply)	300 EXC 2018	70029069000	300 EXC 2019		300 EXC 2020		300 EXC 2020		300 EXC 2021		300 EXC 2022		300 EXC Six Days 2018		300 EXC Six Days 2019		300 EXC Six Days 2020		300 EXC Six Days 2021		300 EXC Six Days 2022		Enduro E3 4 stroke		Rally		Freeride Dual Sport 4 stroke		Freeride E-Ride		150 XC-W 2020		150 XC-W 2021		150 XC-W 2022		Cross Country E1 4 stroke		250 XC-W TPI US 2018		250 XC-W 2019		250 XC-W 2020		250 XC-W 2021
used with model	matching tools / articles are																																																																															
Mini MX Electro	00029XC2001 (Scope of supply)																																																																															
MX1 4 stroke	00029XC2002 (Scope of supply)																																																																															
MX2 4 stroke	00029XC2003 (Scope of supply)																																																																															
Enduro E1 4 stroke	00029XC2004 (Scope of supply)																																																																															
150 EXC	00029XC2005 (Scope of supply)																																																																															
250 EXC TPI EU 2018	00029XC2007 (Scope of supply)																																																																															
250 EXC 2019	00029XC2008 (Scope of supply)																																																																															
250 EXC 2020	00029XC2009 (Scope of supply)																																																																															
250 EXC 2021	00029XC2010 (Scope of supply)																																																																															
250 EXC 2022	00029XC2011 (Scope of supply)																																																																															
250 EXC Six Days 2018	00029XC2012 (Scope of supply)																																																																															
250 EXC Six Days 2019	00029XC2013 (Scope of supply)																																																																															
250 EXC Six Days 2020	00029XC2014 (Scope of supply)																																																																															
250 EXC Six Days 2021	00029XC2015 (Scope of supply)																																																																															
250 EXC Six Days 2022	00029094031																																																																															
Enduro E2 4 stroke	00029094033 (Scope of supply)																																																																															
300 EXC 2018	70029069000																																																																															
300 EXC 2019																																																																																
300 EXC 2020																																																																																
300 EXC 2020																																																																																
300 EXC 2021																																																																																
300 EXC 2022																																																																																
300 EXC Six Days 2018																																																																																
300 EXC Six Days 2019																																																																																
300 EXC Six Days 2020																																																																																
300 EXC Six Days 2021																																																																																
300 EXC Six Days 2022																																																																																
Enduro E3 4 stroke																																																																																
Rally																																																																																
Freeride Dual Sport 4 stroke																																																																																
Freeride E-Ride																																																																																
150 XC-W 2020																																																																																
150 XC-W 2021																																																																																
150 XC-W 2022																																																																																
Cross Country E1 4 stroke																																																																																
250 XC-W TPI US 2018																																																																																
250 XC-W 2019																																																																																
250 XC-W 2020																																																																																
250 XC-W 2021																																																																																

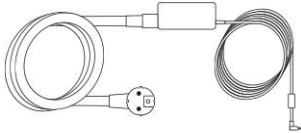
00029XC2 XC_2		
	250 XC-W 2022 250 XC 2020 250 XC 2021 250 XC 2022 Cross Country E2 4 stroke 300 XC 2020 300 XC 2021 300 XC 2022 300 XC-W 2019 300 XC-W 2020 300 XC-W 2021 300 XC-W 2022 300 XC-W Six Days 2019 300 XC-W Six Days 2020 Cross Country E3 4 stroke Street	
Service	<input checked="" type="checkbox"/>	Repair
		optional <input type="checkbox"/>

00029XC2001 Diagnostics tablet	
 <p>00029XC2001</p>	<p>Description/example of use</p> <p>Getac F110 diagnostics tablet with software for vehicle diagnostics for use with 00029XC2</p> <p>used with model</p> <p>Mini MX Electro MX1 4 stroke MX2 4 stroke Enduro E1 4 stroke 150 EXC 250 EXC TPI EU 2018 250 EXC 2019 250 EXC 2020 250 EXC 2021 250 EXC 2022 250 EXC Six Days 2018 250 EXC Six Days 2019 250 EXC Six Days 2020 250 EXC Six Days 2021 250 EXC Six Days 2022 Enduro E2 4 stroke 300 EXC 2018 300 EXC 2019 300 EXC 2020 300 EXC 2020 300 EXC 2021 300 EXC 2022 300 EXC Six Days 2018 300 EXC Six Days 2019 300 EXC Six Days 2020 300 EXC Six Days 2021 300 EXC Six Days 2022 Enduro E3 4 stroke Rally</p>

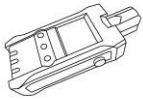
00029XC2001 Diagnostics tablet	
	Freeride Dual Sport 4 stroke Freeride E-Ride 150 XC-W 2020 150 XC-W 2021 150 XC-W 2022 Cross Country E1 4 stroke 250 XC-W TPI US 2018 250 XC-W 2019 250 XC-W 2020 250 XC-W 2021 250 XC-W 2022 250 XC 2020 250 XC 2021 250 XC 2022 Cross Country E2 4 stroke 300 XC 2020 300 XC 2021 300 XC 2022 300 XC-W 2019 300 XC-W 2020 300 XC-W 2021 300 XC-W 2022 300 XC-W Six Days 2019 300 XC-W Six Days 2020 Cross Country E3 4 stroke Street
	Spare parts

00029XC2002 Hand strap	
 <p>00029XC2002</p>	<p>Description/example of use</p> <p>Handle for diagnostics tablet</p> <p style="text-align: right;">for use with 00029XC2</p> <p>used with model</p> <p>Mini MX Electro</p> <p>MX1 4 stroke</p> <p>MX2 4 stroke</p> <p>Enduro E1 4 stroke</p> <p>150 EXC</p> <p>250 EXC TPI EU 2018</p> <p>250 EXC 2019</p> <p>250 EXC 2020</p> <p>250 EXC 2021</p> <p>250 EXC 2022</p> <p>250 EXC Six Days 2018</p> <p>250 EXC Six Days 2019</p> <p>250 EXC Six Days 2020</p> <p>250 EXC Six Days 2021</p> <p>250 EXC Six Days 2022</p> <p>Enduro E2 4 stroke</p> <p>300 EXC 2018</p> <p>300 EXC 2019</p> <p>300 EXC 2020</p>

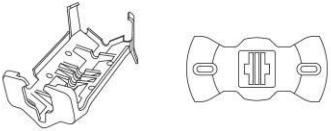
00029XC2002 Hand strap	
	300 EXC 2020 300 EXC 2021 300 EXC 2022 300 EXC Six Days 2018 300 EXC Six Days 2019 300 EXC Six Days 2020 300 EXC Six Days 2021 300 EXC Six Days 2022 Enduro E3 4 stroke Rally Freeride Dual Sport 4 stroke Freeride E-Ride 150 XC-W 2020 150 XC-W 2021 150 XC-W 2022 Cross Country E1 4 stroke 250 XC-W TPI US 2018 250 XC-W 2019 250 XC-W 2020 250 XC-W 2021 250 XC-W 2022 250 XC 2020 250 XC 2021 250 XC 2022 Cross Country E2 4 stroke 300 XC 2020 300 XC 2021 300 XC 2022 300 XC-W 2019 300 XC-W 2020 300 XC-W 2021 300 XC-W 2022 300 XC-W Six Days 2019 300 XC-W Six Days 2020 Cross Country E3 4 stroke Street
	Spare parts

00029XC2003 Battery charger	
 <p>00029XC2003</p>	<p>Description/example of use</p> <p>Battery charger and power supply unit for Getac F110 diagnostics tablet for use with 00029XC2</p> <p>used with model</p> <p>Mini MX Electro MX1 4 stroke MX2 4 stroke Enduro E1 4 stroke 150 EXC 250 EXC TPI EU 2018 250 EXC 2019 250 EXC 2020 250 EXC 2021</p>


00029XC2003 Battery charger	
	250 EXC 2022
	250 EXC Six Days 2018
	250 EXC Six Days 2019
	250 EXC Six Days 2020
	250 EXC Six Days 2021
	250 EXC Six Days 2022
	Enduro E2 4 stroke
	300 EXC 2018
	300 EXC 2019
	300 EXC 2020
	300 EXC 2020
	300 EXC 2021
	300 EXC 2022
	300 EXC Six Days 2018
	300 EXC Six Days 2019
	300 EXC Six Days 2020
	300 EXC Six Days 2021
	300 EXC Six Days 2022
	Enduro E3 4 stroke
	Rally
	Freeride Dual Sport 4 stroke
	Freeride E-Ride
	150 XC-W 2020
	150 XC-W 2021
	150 XC-W 2022
	Cross Country E1 4 stroke
	250 XC-W TPI US 2018
	250 XC-W 2019
	250 XC-W 2020
	250 XC-W 2021
	250 XC-W 2022
	250 XC 2020
	250 XC 2021
	250 XC 2022
	Cross Country E2 4 stroke
	300 XC 2020
	300 XC 2021
	300 XC 2022
	300 XC-W 2019
	300 XC-W 2020
	300 XC-W 2021
	300 XC-W 2022
	300 XC-W Six Days 2019
	300 XC-W Six Days 2020
	Cross Country E3 4 stroke
	Street
	Spare parts

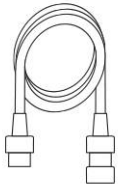
00029XC2004 VCI	
 00029XC2004	<p>Description/example of use</p> <p>The Vehicle Communication Interface (VCI) is connected to the diagnostics connector of the vehicle and the diagnostics tablet</p> <p style="text-align: right;">for use with 00029XC2</p> <p>used with model</p> <ul style="list-style-type: none"> Mini MX Electro MX1 4 stroke MX2 4 stroke Enduro E1 4 stroke 150 EXC 250 EXC TPI EU 2018 250 EXC 2019 250 EXC 2020 250 EXC 2021 250 EXC 2022 250 EXC Six Days 2018 250 EXC Six Days 2019 250 EXC Six Days 2020 250 EXC Six Days 2021 250 EXC Six Days 2022 Enduro E2 4 stroke 300 EXC 2018 300 EXC 2019 300 EXC 2020 300 EXC 2020 300 EXC 2021 300 EXC 2022 300 EXC Six Days 2018 300 EXC Six Days 2019 300 EXC Six Days 2020 300 EXC Six Days 2021 300 EXC Six Days 2022 Enduro E3 4 stroke Rally Freeride Dual Sport 4 stroke Freeride E-Ride 150 XC-W 2020 150 XC-W 2021 150 XC-W 2022 Cross Country E1 4 stroke 250 XC-W TPI US 2018 250 XC-W 2019 250 XC-W 2020 250 XC-W 2021 250 XC-W 2022 250 XC 2020 250 XC 2021 250 XC 2022 Cross Country E2 4 stroke 300 XC 2020 300 XC 2021 300 XC 2022

00029XC2004 VCI	
	300 XC-W 2019 300 XC-W 2020 300 XC-W 2021 300 XC-W 2022 300 XC-W Six Days 2019 300 XC-W Six Days 2020 Cross Country E3 4 stroke Street
	Spare parts


00029XC2005 VCI attachment	
 <p>00029XC2005</p>	<p>Description/example of use</p> <p>Attachment for the VCI including an attachment for the fuel tank for use with 00029XC2</p> <p>used with model</p> <ul style="list-style-type: none"> Mini MX Electro MX1 4 stroke MX2 4 stroke Enduro E1 4 stroke 150 EXC 250 EXC TPI EU 2018 250 EXC 2019 250 EXC 2020 250 EXC 2021 250 EXC 2022 250 EXC Six Days 2018 250 EXC Six Days 2019 250 EXC Six Days 2020 250 EXC Six Days 2021 250 EXC Six Days 2022 Enduro E2 4 stroke 300 EXC 2018 300 EXC 2019 300 EXC 2020 300 EXC 2020 300 EXC 2021 300 EXC 2022 300 EXC Six Days 2018 300 EXC Six Days 2019 300 EXC Six Days 2020 300 EXC Six Days 2021 300 EXC Six Days 2022 Enduro E3 4 stroke Rally Freeride Dual Sport 4 stroke Freeride E-Ride 150 XC-W 2020 150 XC-W 2021 150 XC-W 2022 Cross Country E1 4 stroke 250 XC-W TPI US 2018 250 XC-W 2019

00029XC2005 VCI attachment	
	250 XC-W 2020 250 XC-W 2021 250 XC-W 2022 250 XC 2020 250 XC 2021 250 XC 2022 Cross Country E2 4 stroke 300 XC 2020 300 XC 2021 300 XC 2022 300 XC-W 2019 300 XC-W 2020 300 XC-W 2021 300 XC-W 2022 300 XC-W Six Days 2019 300 XC-W Six Days 2020 Cross Country E3 4 stroke Street
	Spare parts


00029XC2006 Protective film							
 <p>00029XC2006</p>	Description/example of use Protective film for the touchscreen of the Getac F110 diagnostics tablet						
	<table border="0"> <tr> <td>Service</td> <td><input type="checkbox"/></td> <td>Repair</td> <td><input type="checkbox"/></td> <td>optional</td> <td><input checked="" type="checkbox"/></td> </tr> </table>	Service	<input type="checkbox"/>	Repair	<input type="checkbox"/>	optional	<input checked="" type="checkbox"/>
Service	<input type="checkbox"/>	Repair	<input type="checkbox"/>	optional	<input checked="" type="checkbox"/>		

00029XC2007 Diagnostics cable extension	
 <p>00029XC2007</p>	Description/example of use Extension cables between VCI and diagnostic connector on the vehicle Technical data for use with Length approx.: 1.15 m (3.77 ft) 00029XC2 used with model Mini MX Electro MX1 4 stroke MX2 4 stroke Enduro E1 4 stroke 150 EXC 250 EXC TPI EU 2018 250 EXC 2019 250 EXC 2020 250 EXC 2021 250 EXC 2022 250 EXC Six Days 2018 250 EXC Six Days 2019 250 EXC Six Days 2020 250 EXC Six Days 2021 250 EXC Six Days 2022 Enduro E2 4 stroke 300 EXC 2018

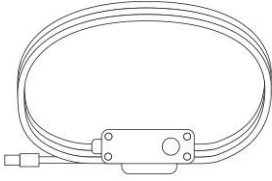
00029XC2007 Diagnostics cable extension	
	300 EXC 2019 300 EXC 2020 300 EXC 2020 300 EXC 2021 300 EXC 2022 300 EXC Six Days 2018 300 EXC Six Days 2019 300 EXC Six Days 2020 300 EXC Six Days 2021 300 EXC Six Days 2022 Enduro E3 4 stroke Rally Freeride Dual Sport 4 stroke Freeride E-Ride 150 XC-W 2020 150 XC-W 2021 150 XC-W 2022 Cross Country E1 4 stroke 250 XC-W TPI US 2018 250 XC-W 2019 250 XC-W 2020 250 XC-W 2021 250 XC-W 2022 250 XC 2020 250 XC 2021 250 XC 2022 Cross Country E2 4 stroke 300 XC 2020 300 XC 2021 300 XC 2022 300 XC-W 2019 300 XC-W 2020 300 XC-W 2021 300 XC-W 2022 300 XC-W Six Days 2019 300 XC-W Six Days 2020 Cross Country E3 4 stroke Street Spare parts

00029XC2008 USB cable	
 <p>00029XC2008</p>	Description/example of use USB cable type A to ODU MINI-SNAP Series L (diagnostics tablet to VCI) Technical data for use with Length approx.: 5 m (16 ft) 00029XC2 used with model Mini MX Electro MX1 4 stroke MX2 4 stroke Enduro E1 4 stroke 150 EXC 250 EXC TPI EU 2018 250 EXC 2019


00029XC2008 USB cable	
	250 EXC 2020
	250 EXC 2021
	250 EXC 2022
	250 EXC Six Days 2018
	250 EXC Six Days 2019
	250 EXC Six Days 2020
	250 EXC Six Days 2021
	250 EXC Six Days 2022
	Enduro E2 4 stroke
	300 EXC 2018
	300 EXC 2019
	300 EXC 2020
	300 EXC 2020
	300 EXC 2021
	300 EXC 2022
	300 EXC Six Days 2018
	300 EXC Six Days 2019
	300 EXC Six Days 2020
	300 EXC Six Days 2021
	300 EXC Six Days 2022
	Enduro E3 4 stroke
	Rally
	Freeride Dual Sport 4 stroke
	Freeride E-Ride
	150 XC-W 2020
	150 XC-W 2021
	150 XC-W 2022
	Cross Country E1 4 stroke
	250 XC-W TPI US 2018
	250 XC-W 2019
	250 XC-W 2020
	250 XC-W 2021
	250 XC-W 2022
	250 XC 2020
	250 XC 2021
	250 XC 2022
	Cross Country E2 4 stroke
	300 XC 2020
	300 XC 2021
	300 XC 2022
	300 XC-W 2019
	300 XC-W 2020
	300 XC-W 2021
	300 XC-W 2022
	300 XC-W Six Days 2019
	300 XC-W Six Days 2020
	Cross Country E3 4 stroke
	Street
	Spare parts

00029XC2009 12-V power supply cable	
 <p>00029XC2009</p>	<p>Description/example of use</p> <p>External power supply for the VCI for vehicles without 12-V battery and for flashing of specific control units</p> <p style="text-align: right;">for use with 00029XC2</p> <p>used with model</p> <p>Mini MX Electro</p> <p>MX1 4 stroke</p> <p>MX2 4 stroke</p> <p>Enduro E1 4 stroke</p> <p>150 EXC</p> <p>250 EXC TPI EU 2018</p> <p>250 EXC 2019</p> <p>250 EXC 2020</p> <p>250 EXC 2021</p> <p>250 EXC 2022</p> <p>250 EXC Six Days 2018</p> <p>250 EXC Six Days 2019</p> <p>250 EXC Six Days 2020</p> <p>250 EXC Six Days 2021</p> <p>250 EXC Six Days 2022</p> <p>Enduro E2 4 stroke</p> <p>300 EXC 2018</p> <p>300 EXC 2019</p> <p>300 EXC 2020</p> <p>300 EXC 2020</p> <p>300 EXC 2021</p> <p>300 EXC 2022</p> <p>300 EXC Six Days 2018</p> <p>300 EXC Six Days 2019</p> <p>300 EXC Six Days 2020</p> <p>300 EXC Six Days 2021</p> <p>300 EXC Six Days 2022</p> <p>Enduro E3 4 stroke</p> <p>Rally</p> <p>Freeride Dual Sport 4 stroke</p> <p>Freeride E-Ride</p> <p>150 XC-W 2020</p> <p>150 XC-W 2021</p> <p>150 XC-W 2022</p> <p>Cross Country E1 4 stroke</p> <p>250 XC-W TPI US 2018</p> <p>250 XC-W 2019</p> <p>250 XC-W 2020</p> <p>250 XC-W 2021</p> <p>250 XC-W 2022</p> <p>250 XC 2020</p> <p>250 XC 2021</p> <p>250 XC 2022</p> <p>Cross Country E2 4 stroke</p> <p>300 XC 2020</p> <p>300 XC 2021</p> <p>300 XC 2022</p>


00029XC2009 12-V power supply cable	
	300 XC-W 2019 300 XC-W 2020 300 XC-W 2021 300 XC-W 2022 300 XC-W Six Days 2019 300 XC-W Six Days 2020 Cross Country E3 4 stroke Street
	Spare parts

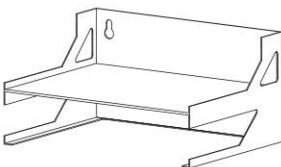
00029XC2010 RideRecorder trigger	
 <p>00029XC2010</p>	<p>Description/example of use</p> <p>Tip switch for triggering a marker while recording measurement data</p> <p style="text-align: right;">for use with 00029XC2</p> <p>used with model</p> <p>Mini MX Electro</p> <p>MX1 4 stroke</p> <p>MX2 4 stroke</p> <p>Enduro E1 4 stroke</p> <p>150 EXC</p> <p>250 EXC TPI EU 2018</p> <p>250 EXC 2019</p> <p>250 EXC 2020</p> <p>250 EXC 2021</p> <p>250 EXC 2022</p> <p>250 EXC Six Days 2018</p> <p>250 EXC Six Days 2019</p> <p>250 EXC Six Days 2020</p> <p>250 EXC Six Days 2021</p> <p>250 EXC Six Days 2022</p> <p>Enduro E2 4 stroke</p> <p>300 EXC 2018</p> <p>300 EXC 2019</p> <p>300 EXC 2020</p> <p>300 EXC 2020</p> <p>300 EXC 2021</p> <p>300 EXC 2022</p> <p>300 EXC Six Days 2018</p> <p>300 EXC Six Days 2019</p> <p>300 EXC Six Days 2020</p> <p>300 EXC Six Days 2021</p> <p>300 EXC Six Days 2022</p> <p>Enduro E3 4 stroke</p> <p>Rally</p> <p>Freeride Dual Sport 4 stroke</p> <p>Freeride E-Ride</p> <p>150 XC-W 2020</p> <p>150 XC-W 2021</p> <p>150 XC-W 2022</p> <p>Cross Country E1 4 stroke</p> <p>250 XC-W TPI US 2018</p> <p>250 XC-W 2019</p>


00029XC2010 RideRecorder trigger	
	250 XC-W 2020 250 XC-W 2021 250 XC-W 2022 250 XC 2020 250 XC 2021 250 XC 2022 Cross Country E2 4 stroke 300 XC 2020 300 XC 2021 300 XC 2022 300 XC-W 2019 300 XC-W 2020 300 XC-W 2021 300 XC-W 2022 300 XC-W Six Days 2019 300 XC-W Six Days 2020 Cross Country E3 4 stroke Street
	Spare parts

00029XC2011 Case	
 <p>00029XC2011</p>	<p>Description/example of use</p> <p>Case including inlay for storing the VCI and all cables and adapters for diagnosis for use with 00029XC2</p> <p>used with model</p> <p>Mini MX Electro MX1 4 stroke MX2 4 stroke Enduro E1 4 stroke 150 EXC 250 EXC TPI EU 2018 250 EXC 2019 250 EXC 2020 250 EXC 2021 250 EXC 2022 250 EXC Six Days 2018 250 EXC Six Days 2019 250 EXC Six Days 2020 250 EXC Six Days 2021 250 EXC Six Days 2022 Enduro E2 4 stroke 300 EXC 2018 300 EXC 2019 300 EXC 2020 300 EXC 2020 300 EXC 2021 300 EXC 2022 300 EXC Six Days 2018 300 EXC Six Days 2019 300 EXC Six Days 2020 300 EXC Six Days 2021 300 EXC Six Days 2022</p>


00029XC2011 Case	
	Enduro E3 4 stroke Rally Freeride Dual Sport 4 stroke Freeride E-Ride 150 XC-W 2020 150 XC-W 2021 150 XC-W 2022 Cross Country E1 4 stroke 250 XC-W TPI US 2018 250 XC-W 2019 250 XC-W 2020 250 XC-W 2021 250 XC-W 2022 250 XC 2020 250 XC 2021 250 XC 2022 Cross Country E2 4 stroke 300 XC 2020 300 XC 2021 300 XC 2022 300 XC-W 2019 300 XC-W 2020 300 XC-W 2021 300 XC-W 2022 300 XC-W Six Days 2019 300 XC-W Six Days 2020 Cross Country E3 4 stroke Street
	Spare parts

00029XC2012 Docking station	
 <p>00029XC2012</p>	Description/example of use Docking station for the Getac F110 diagnostics tablet for use with 00029XC2
	Spare parts


00029XC2013 Wall attachment	
 <p>00029XC2013</p>	Description/example of use Device for securing on the wall for use with 00029XC2
	Spare parts

00029XC2014 Battery	
 <p>00029XC2014</p>	<p>Description/example of use</p> <p>Battery for the Getac F110 diagnostics tablet</p> <p style="text-align: right;">for use with 00029XC2</p> <p>used with model</p> <p>Mini MX Electro</p> <p>MX1 4 stroke</p> <p>MX2 4 stroke</p> <p>Enduro E1 4 stroke</p> <p>150 EXC</p> <p>250 EXC TPI EU 2018</p> <p>250 EXC 2019</p> <p>250 EXC 2020</p> <p>250 EXC 2021</p> <p>250 EXC 2022</p> <p>250 EXC Six Days 2018</p> <p>250 EXC Six Days 2019</p> <p>250 EXC Six Days 2020</p> <p>250 EXC Six Days 2021</p> <p>250 EXC Six Days 2022</p> <p>Enduro E2 4 stroke</p> <p>300 EXC 2018</p> <p>300 EXC 2019</p> <p>300 EXC 2020</p> <p>300 EXC 2020</p> <p>300 EXC 2021</p> <p>300 EXC 2022</p> <p>300 EXC Six Days 2018</p> <p>300 EXC Six Days 2019</p> <p>300 EXC Six Days 2020</p> <p>300 EXC Six Days 2021</p> <p>300 EXC Six Days 2022</p> <p>Enduro E3 4 stroke</p> <p>Rally</p> <p>Freeride Dual Sport 4 stroke</p> <p>Freeride E-Ride</p> <p>150 XC-W 2020</p> <p>150 XC-W 2021</p> <p>150 XC-W 2022</p> <p>Cross Country E1 4 stroke</p> <p>250 XC-W TPI US 2018</p> <p>250 XC-W 2019</p> <p>250 XC-W 2020</p> <p>250 XC-W 2021</p> <p>250 XC-W 2022</p> <p>250 XC 2020</p> <p>250 XC 2021</p> <p>250 XC 2022</p> <p>Cross Country E2 4 stroke</p> <p>300 XC 2020</p> <p>300 XC 2021</p> <p>300 XC 2022</p> <p>300 XC-W 2019</p>

00029XC2014 Battery	
	300 XC-W 2020 300 XC-W 2021 300 XC-W 2022 300 XC-W Six Days 2019 300 XC-W Six Days 2020 Cross Country E3 4 stroke Street
	Spare parts

00029XC2015 Input stylus	
 <p>00029XC2015</p>	<p>Description/example of use</p> <p>Stylus for input via the touch screen of the Getac F110 diagnostics tablet for use with 00029XC2</p> <p>used with model</p> <p>Mini MX Electro MX1 4 stroke MX2 4 stroke Enduro E1 4 stroke 150 EXC 250 EXC TPI EU 2018 250 EXC 2019 250 EXC 2020 250 EXC 2021 250 EXC 2022 250 EXC Six Days 2018 250 EXC Six Days 2019 250 EXC Six Days 2020 250 EXC Six Days 2021 250 EXC Six Days 2022 Enduro E2 4 stroke 300 EXC 2018 300 EXC 2019 300 EXC 2020 300 EXC 2020 300 EXC 2021 300 EXC 2022 300 EXC Six Days 2018 300 EXC Six Days 2019 300 EXC Six Days 2020 300 EXC Six Days 2021 300 EXC Six Days 2022 Enduro E3 4 stroke Rally Freeride Dual Sport 4 stroke Freeride E-Ride 150 XC-W 2020 150 XC-W 2021 150 XC-W 2022 Cross Country E1 4 stroke 250 XC-W TPI US 2018 250 XC-W 2019 250 XC-W 2020</p>

00029XC2015 Input stylus	
	250 XC-W 2021 250 XC-W 2022 250 XC 2020 250 XC 2021 250 XC 2022 Cross Country E2 4 stroke 300 XC 2020 300 XC 2021 300 XC 2022 300 XC-W 2019 300 XC-W 2020 300 XC-W 2021 300 XC-W 2022 300 XC-W Six Days 2019 300 XC-W Six Days 2020 Cross Country E3 4 stroke Street
	Spare parts

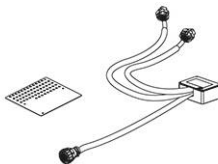
70029069000 Diagnostics adapter cable			
 <p>70029069000</p>	Description/example of use Diagnostics adapter cable for connection to the PowerPack HV Technical data for use with Length approx.: 35 cm (13.8 in) 00029XC2 used with model Freeride E-Ride Supermoto E-Ride		
	<table border="1" style="width: 100%; border-collapse: collapse;"> <tr> <td style="width: 33%;">Service <input checked="" type="checkbox"/></td> <td style="width: 33%;">Repair <input type="checkbox"/></td> <td style="width: 33%;">optional <input type="checkbox"/></td> </tr> </table>	Service <input checked="" type="checkbox"/>	Repair <input type="checkbox"/>
Service <input checked="" type="checkbox"/>	Repair <input type="checkbox"/>	optional <input type="checkbox"/>	

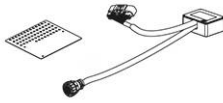
00029095001 Break out box	
	250 EXC-F Six Days 2020
	250 EXC-F Six Days 2021
	250 EXC-F Six Days 2022
	150 EXC
	250 EXC TPI EU 2018
	250 EXC 2019
	250 EXC 2020
	250 EXC 2021
	250 EXC 2022
	250 EXC Six Days 2018
	250 EXC Six Days 2019
	250 EXC Six Days 2020
	250 EXC Six Days 2021
	250 EXC Six Days 2022
	350 EXC-F 2017
	350 EXC-F 2018
	350 EXC-F 2019
	350 EXC-F 2020
	350 EXC-F 2021
	350 EXC-F 2022
	350 EXC-F Six Days 2017
	350 EXC-F Six Days 2018
	350 EXC-F Six Days 2019
	350 EXC-F Six Days 2020
	350 EXC-F Six Days 2021
	350 EXC-F Six Days 2022
	450 EXC 2017
	450 EXC 2018
	450 EXC 2019
	450 EXC 2020
	450 EXC 2021
	450 EXC 2022
	450 EXC Six Days 2017
	450 EXC Six Days 2018
	450 EXC Six Days 2019
	450 EXC Six Days 2020
	450 EXC Six Days 2021
	450 EXC Six Days 2022
	300 EXC TPI EU 2018
	300 EXC TPI EU 2019
	300 EXC 2020
	300 EXC 2020
	300 EXC 2021
	300 EXC 2022
	300 EXC Six Days 2018
	300 EXC Six Days 2019
	300 EXC Six Days 2020
	300 EXC Six Days 2021
	300 EXC Six Days 2022
	500 EXC 2017
	500 EXC 2018
	500 EXC 2019
	500 EXC 2020

00029095001 Break out box	
	500 EXC 2021
	500 EXC 2022
	500 EXC Six Days 2017
	500 EXC Six Days 2018
	500 EXC Six Days 2019
	500 EXC Six Days 2020
	500 EXC Six Days 2021
	500 EXC Six Days 2022
	450 Rally 2015
	450 Rally 2016
	450 Rally 2017
	450 Rally 2019
	450 Rally 2020
	450 Rally 2021
	450 Rally 2022
	Freeride 250 F
	150 XC-W 2020
	150 XC-W 2021
	150 XC-W 2022
	250 XC-F 2016
	250 XC-F 2017
	250 XC-F 2018
	250 XC-F 2019
	250 XC-F 2020
	250 XC-F 2021
	250 XC-F 2022
	250 XCF-W
	250 XC-W TPI US 2018
	250 XC-W 2019
	250 XC-W 2020
	250 XC-W 2021
	250 XC-W 2022
	250 XC 2020
	250 XC 2021
	250 XC 2022
	350 XC-F 2016
	350 XC-F 2017
	350 XC-F 2018
	350 XC-F 2019
	350 XC-F 2020
	350 XC-F 2021
	350 XC-F 2022
	350 XCF-W 2020
	350 XCF-W 2021
	350 XCF-W 2022
	450 XC-F 2016
	450 XC-F 2017
	450 XC-F 2018
	450 XC-F 2019
	450 XC-F 2020
	450 XC-F 2021
	450 XC-F 2022
	300 XC 2020

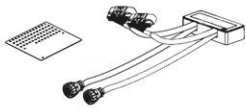
00029095001 Break out box	
	300 XC 2021
	300 XC 2022
	300 XC-W 2019
	300 XC-W 2020
	300 XC-W 2021
	300 XC-W 2022
	300 XC-W Six Days 2019
	300 XC-W Six Days 2020
	500 XC-W 2020
	500 XCF-W 2021
	500 XCF-W 2022
	450 SMR 2021
	450 SMR 2022
	Supermoto / Dual Sport
	790 Adventure R
	790 Adventure S
	890 Adventure
	890 Adventure R / Rally
	Travel Big
	Dual Sport Enduro
	125 Duke 2014
	125 Duke 2015
	125 Duke 2016
	200 Duke 2014
	200 Duke 2015
	200 Duke 2016
	200 Duke 2017
	200 Duke 2018
	200 Duke 2019
	200 Duke AR 2020
	200 Duke B.D. AR 2020
	200 Duke ASEAN 2020
	200 Duke BR 2020
	200 Duke B.D. BR 2020
	200 Duke CO 2020
	200 Duke B.D. CO 2020
	200 Duke EU 2020
	200 Duke B.D. EU 2020
	200 Duke B.D. 2 EU 2020
	200 Duke MY 2020
	200 Duke B.D. MY 2020
	200 Duke PH 2020
	200 Duke B.D. PH 2020
	200 DUKE AR 2021
	200 DUKE 2 AR 2021
	200 DUKE CO 2021
	200 DUKE 2 CO 2021
	200 DUKE B.D. EU 2021
	200 DUKE B.D. 2 EU 2021
	200 DUKE B.D. 3 EU 2021
	200 Duke 4 EU 2021
	250 Duke 2015
	250 Duke 2016

00029095001 Break out box			
	390 Duke 2014		
	390 Duke 2015		
	390 Duke 2016		
	Naked Mid		
	Naked Big		
	RC 125 2014		
	RC 125 2015		
	RC 125 2016		
	RC 200 2014		
	RC 200 2015		
	RC 200 2016		
	RC 200 2017		
	RC 200 2018		
	RC 200 2019		
	RC 200 2020		
	RC 250		
	RC 390 2014		
	RC 390 2015		
	RC 390 EU 2016		
	RC 390 ADAC CUP EU 2016		
	RC 390 AU 2016		
	RC 390 JP 2016		
	RC 390 US 2016		
	RC 390 CUP US 2016		
	RC 390 ASIA 2016		
	RC 390 CN 2016		
	RC 390 2017 CO 2016		
	RC 390 MY 2016		
	RC 390 TH 2016		
	RC 390 CN 2017		
	RC 390 TH 2017		
	Super Bike Big		
	Touring		
Service	<input type="checkbox"/>	Repair	<input type="checkbox"/>
		optional	<input checked="" type="checkbox"/>


00029095002 Adapter and templates LC8 & RC8			
 <p>00029095002</p>	Description/example of use		
	Adapter cable and template for performing various electrical measurements on the wiring harness		
	used with model Super Bike Big	for use with 00029095001	
Service	<input type="checkbox"/>	Repair	<input type="checkbox"/>
		optional	<input checked="" type="checkbox"/>

00029095004 Adapter and template LC4 EPT	
 <p>00029095004</p>	<p>Description/example of use</p> <p>Adapter cable and template for performing various electrical measurements on the wiring harness</p> <p style="text-align: right;">for use with 00029095001</p> <p>used with model</p> <p>350 SX-F 2014 350 SX-F 2015 450 SX-F 2014 450 SX-F 2015 250 SX-F 2014 250 SX-F 2015 250 EXC-F 2014 250 EXC-F 2015 250 EXC-F 2016 250 EXC-F Six Days 2014 250 EXC-F Six Days 2015 250 EXC-F Six Days 2016 250 EXC-F Factory Edition 350 EXC-F 2014 350 EXC-F 2015 350 EXC-F 2016 350 EXC-F Six Days 2014 350 EXC-F Six Days 2015 350 EXC-F Six Days 2016 350 EXC-F Factory Edition 450 EXC 2014 450 EXC 2015 450 EXC 2016 450 EXC Six Days 2014 450 EXC Six Days 2015 450 EXC Six Days 2016 450 EXC Factory Edition 500 EXC 2014 500 EXC 2015 500 EXC 2016 500 EXC Six Days 2014 500 EXC Six Days 2015 500 EXC Six Days 2016 250 XC-F 2014 250 XC-F 2015 250 XCF-W 2015 350 XC-F 2014 350 XC-F 2015 350 XCF-W 2014 350 XCF-W 2015 350 XCF-W Six Days 2014 350 XCF-W Six Days 2015 450 XC-F 2014 450 XC-F 2015 450 XC-W 2014</p>

00029095004 Adapter and template LC4 EPT			
	450 XC-W 2015		
	500 XC-W 2014		
	500 XC-W 2015		
Service	<input type="checkbox"/>	Repair	<input type="checkbox"/>
		optional	<input checked="" type="checkbox"/>

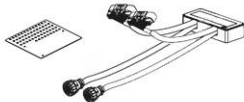
00029095011 Adapter and template KHR4	
 <p>00029095011</p>	<p>Description/example of use</p> <p>Adapter cable and template for performing various electrical measurements on the wiring harness</p> <p>for use with 00029095001</p> <p>used with model</p> <p>690 SMC R 2014 690 SMC R 2015 690 SMC R 2016 690 SMC R 2017 690 SMC R 2019 690 SMC R 2020 1050 Adventure 1090 Adventure 1090 Adventure R 1090 Adventure S 1190 Adventure 1190 Adventure R 1290 Super Adventure 1290 Super Adventure T 1290 Super Adventure S 2017 1290 Super Adventure S 2018 1290 Super Adventure S 2019 1290 Super Adventure S 2020 1290 Super Adventure R 2017 1290 Super Adventure R 2018 1290 Super Adventure R 2019 1290 Super Adventure R 2020 690 Enduro R 2014 690 Enduro R 2015 690 Enduro R 2016 690 Enduro R 2017 690 Enduro R 2018 690 Enduro R 2019 690 Enduro R 2020 690 Duke EU 2014 690 Duke US 2014 690 Duke 2015 690 Duke 2016 690 Duke 2017 690 Duke 2018 690 Duke 2019 690 Duke R 1290 Super Duke R 2014 1290 Super Duke R 2015 1290 Super Duke R 2016 1290 Super Duke R 2017</p>

00029095011 Adapter and template KHR4			
	1290 Super Duke R 2018		
	1290 Super Duke R 2019		
	1290 Super Duke R Special Edition		
	Touring		
	Service <input type="checkbox"/>	Repair <input type="checkbox"/>	optional <input checked="" type="checkbox"/>

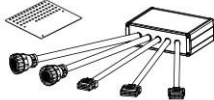
00029095013 Adapter and template M3C	
 <p>00029095013</p>	<p>Description/example of use</p> <p>Adapter cable and template for performing various electrical measurements on the wiring harness</p> <p style="text-align: right;">for use with 00029095001</p> <p>used with model</p> <p>150 EXC</p> <p>250 EXC TPI EU 2018</p> <p>250 EXC 2019</p> <p>250 EXC 2020</p> <p>250 EXC 2021</p> <p>250 EXC 2022</p> <p>250 EXC Six Days 2018</p> <p>250 EXC Six Days 2019</p> <p>250 EXC Six Days 2020</p> <p>250 EXC Six Days 2021</p> <p>250 EXC Six Days 2022</p> <p>300 EXC TPI EU 2018</p> <p>300 EXC TPI EU 2019</p> <p>300 EXC 2020</p> <p>300 EXC 2020</p> <p>300 EXC 2021</p> <p>300 EXC 2022</p> <p>300 EXC Six Days 2018</p> <p>300 EXC Six Days 2019</p> <p>300 EXC Six Days 2020</p> <p>300 EXC Six Days 2021</p> <p>300 EXC Six Days 2022</p> <p>150 XC-W 2020</p> <p>150 XC-W 2021</p> <p>150 XC-W 2022</p> <p>250 XC-W TPI US 2018</p> <p>250 XC-W 2019</p> <p>250 XC-W 2020</p> <p>250 XC-W 2021</p> <p>250 XC-W 2022</p> <p>250 XC 2020</p> <p>250 XC 2021</p> <p>250 XC 2022</p> <p>300 XC 2020</p> <p>300 XC 2021</p> <p>300 XC 2022</p> <p>300 XC-W 2019</p> <p>300 XC-W 2020</p> <p>300 XC-W 2021</p>

00029095013 Adapter and template M3C			
	300 XC-W 2022		
	300 XC-W Six Days 2019		
	300 XC-W Six Days 2020		
Service	<input type="checkbox"/>	Repair	<input type="checkbox"/>
		optional	<input checked="" type="checkbox"/>

00029095014 Adapter and template ME 17

 <p>00029095014</p>	<p>Description/example of use</p> <p>Adapter cable and template for performing various electrical measurements on the wiring harness</p> <p style="text-align: right;">for use with 00029095001</p>
	<p>used with model</p> <p>790 Adventure R</p> <p>790 Adventure S</p> <p>890 Adventure</p> <p>890 Adventure R / Rally</p> <p>125 Duke 2014</p> <p>125 Duke 2015</p> <p>125 Duke 2016</p> <p>200 Duke 2014</p> <p>200 Duke 2015</p> <p>200 Duke 2016</p> <p>200 Duke 2017</p> <p>200 Duke 2018</p> <p>200 Duke 2019</p> <p>200 Duke AR 2020</p> <p>200 Duke B.D. AR 2020</p> <p>200 Duke ASEAN 2020</p> <p>200 Duke BR 2020</p> <p>200 Duke B.D. BR 2020</p> <p>200 Duke CO 2020</p> <p>200 Duke B.D. CO 2020</p> <p>200 Duke EU 2020</p> <p>200 Duke B.D. EU 2020</p> <p>200 Duke B.D. 2 EU 2020</p> <p>200 Duke MY 2020</p> <p>200 Duke B.D. MY 2020</p> <p>200 Duke PH 2020</p> <p>200 Duke B.D. PH 2020</p> <p>200 DUKE AR 2021</p> <p>200 DUKE 2 AR 2021</p> <p>200 DUKE CO 2021</p> <p>200 DUKE 2 CO 2021</p> <p>200 DUKE B.D. EU 2021</p> <p>200 DUKE B.D. 2 EU 2021</p> <p>200 DUKE B.D. 3 EU 2021</p> <p>200 Duke 4 EU 2021</p> <p>250 Duke 2015</p> <p>250 Duke 2016</p> <p>390 Duke 2014</p> <p>390 Duke 2015</p> <p>390 Duke 2016</p> <p>790 Duke</p>

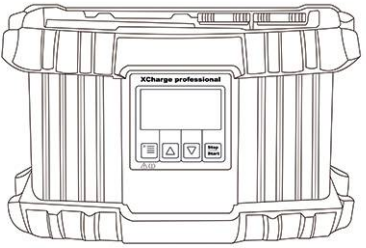
00029095014 Adapter and template ME 17		
	890 Duke 890 Duke R RC 125 2014 RC 125 2015 RC 125 2016 RC 200 2014 RC 200 2015 RC 200 2016 RC 200 2017 RC 200 2018 RC 200 2019 RC 200 2020 RC 250 RC 390 2014 RC 390 2015 RC 390 EU 2016 RC 390 ADAC CUP EU 2016 RC 390 AU 2016 RC 390 JP 2016 RC 390 US 2016 RC 390 CUP US 2016 RC 390 ASIA 2016 RC 390 CN 2016 RC 390 2017 CO 2016 RC 390 MY 2016 RC 390 TH 2016 RC 390 CN 2017 RC 390 TH 2017	
Service	<input type="checkbox"/>	Repair <input type="checkbox"/> optional <input checked="" type="checkbox"/>

00029095015 Adapter and template KTKS	
 <p>00029095015</p>	<p>Description/example of use</p> <p>Adapter cable and template for performing various electrical measurements on the wiring harness</p> <p style="text-align: right;">for use with 00029095001</p> <p>used with model</p> <p>350 SX-F 2016 350 SX-F 2017 350 SX-F 2018 350 SX-F 2019 350 SX-F 2020 350 SX-F 2021 350 SX-F 2022 450 SX-F Factory Edition US 2015 450 SX-F 2016 450 SX-F 2017 450 SX-F 2018 450 SX-F 2019 450 SX-F 2020 450 SX-F 2021 450 SX-F EU 2022 450 SX-F US 2022</p>

00029095015 Adapter and template KTKS

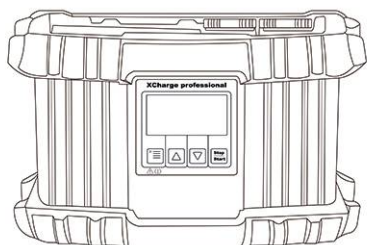
250 SX-F Factory Edition US 2015
250 SX-F 2016
250 SX-F 2017
250 SX-F 2018
250 SX-F 2019
250 SX-F 2020
250 SX-F 2021
250 SX-F 2022
250 EXC-F 2017
250 EXC-F 2018
250 EXC-F 2019
250 EXC-F 2020
250 EXC-F 2021
250 EXC-F 2022
250 EXC-F Six Days 2017
250 EXC-F Six Days 2018
250 EXC-F Six Days 2019
250 EXC-F Six Days 2020
250 EXC-F Six Days 2021
250 EXC-F Six Days 2022
350 EXC-F 2017
350 EXC-F 2018
350 EXC-F 2019
350 EXC-F 2020
350 EXC-F 2021
350 EXC-F 2022
350 EXC-F Six Days 2017
350 EXC-F Six Days 2018
350 EXC-F Six Days 2019
350 EXC-F Six Days 2020
350 EXC-F Six Days 2021
350 EXC-F Six Days 2022
450 EXC 2017
450 EXC 2018
450 EXC 2019
450 EXC 2020
450 EXC 2021
450 EXC 2022
450 EXC Six Days 2017
450 EXC Six Days 2018
450 EXC Six Days 2019
450 EXC Six Days 2020
450 EXC Six Days 2021
450 EXC Six Days 2022
500 EXC 2017
500 EXC 2018
500 EXC 2019
500 EXC 2020
500 EXC 2021
500 EXC 2022
500 EXC Six Days 2017
500 EXC Six Days 2018
500 EXC Six Days 2019

00029095015 Adapter and template KTKS		
500 EXC Six Days 2020		
500 EXC Six Days 2021		
500 EXC Six Days 2022		
450 Rally 2015		
450 Rally 2016		
450 Rally 2017		
450 Rally 2019		
450 Rally 2020		
450 Rally 2021		
450 Rally 2022		
Freeride 250 F		
250 XC-F 2016		
250 XC-F 2017		
250 XC-F 2018		
250 XC-F 2019		
250 XC-F 2020		
250 XC-F 2021		
250 XC-F 2022		
250 XCF-W		
350 XC-F 2016		
350 XC-F 2017		
350 XC-F 2018		
350 XC-F 2019		
350 XC-F 2020		
350 XC-F 2021		
350 XC-F 2022		
350 XCF-W 2020		
350 XCF-W 2021		
350 XCF-W 2022		
450 XC-F 2016		
450 XC-F 2017		
450 XC-F 2018		
450 XC-F 2019		
450 XC-F 2020		
450 XC-F 2021		
450 XC-F 2022		
500 XC-W 2020		
500 XCF-W 2021		
500 XCF-W 2022		
450 SMR 2021		
450 SMR 2022		
690 SMC R 2021		
1290 Super Adventure S 2021		
1290 Super Adventure R 2021		
690 Enduro R 2021		
1290 Super Duke R 2020		
1290 Super Duke R / RR 2021		
1290 Super Duke GT 2020		
1290 Super Duke GT 2021		
Service	<input type="checkbox"/>	Repair
		<input type="checkbox"/>
		optional
		<input checked="" type="checkbox"/>

00029095050 EU battery charger XCharge-professional	
	<p>Description/example of use</p> <p>Specially designed battery charger for the correct charging of various 12-V batteries (acid, AGM and lithium-ion), backup operation with diagnosis and flash operations, refresh function at deep discharge, initial charge for the activation of dry batteries, the software can be updated using a dongle</p> <p>Technical data</p> <p>EU safety plug</p> <p>Nominal voltage: 230 V</p> <p>Mains fuse: 16 A</p> <p>Power cable length approx.: 5 m (16 ft)</p> <p>Charger cable length approx.: 5 m (16 ft)</p> <p>used with model</p> <p>Mini MX Electro</p> <p>150 SX 2021</p> <p>150 SX 2022</p> <p>MX1 4 stroke</p> <p>125 SX 2021</p> <p>125 SX 2022</p> <p>MX2 4 stroke</p> <p>Enduro E1 4 stroke</p> <p>150 EXC</p> <p>250 EXC 2018</p> <p>250 EXC 2019</p> <p>250 EXC 2020</p> <p>250 EXC 2021</p> <p>250 EXC 2022</p> <p>250 EXC Six Days 2018</p> <p>250 EXC Six Days 2019</p> <p>250 EXC Six Days 2020</p> <p>250 EXC Six Days 2021</p> <p>250 EXC Six Days 2022</p> <p>Enduro E2 4 stroke</p> <p>300 EXC 2018</p> <p>300 EXC 2019</p> <p>300 EXC 2020</p> <p>300 EXC 2020</p> <p>300 EXC 2021</p> <p>300 EXC 2022</p> <p>300 EXC Six Days 2018</p> <p>300 EXC Six Days 2019</p> <p>300 EXC Six Days 2020</p> <p>300 EXC Six Days 2021</p> <p>300 EXC Six Days 2022</p> <p>Enduro E3 4 stroke</p> <p>Rally</p> <p>Freeride</p> <p>125 XC</p> <p>150 XC-W</p> <p>Cross Country E1 4 stroke</p> <p>Cross Country E2</p> <p>Cross Country E3</p> <p>Street</p>

00029095050 EU battery charger XCharge-professional			
	alternative tools		
	00029095051 00029095052		
Service	<input checked="" type="checkbox"/>	Repair	<input type="checkbox"/>
		optional	<input type="checkbox"/>

00029095051 US battery charger XCharge-professional



Description/example of use

Specially designed battery charger for the correct charging of various 12-V batteries (acid, AGM and lithium-ion), backup operation with diagnosis and flash operations, refresh function at deep discharge, initial charge for the activation of dry batteries, the software can be updated using a dongle

Technical data

US plug

Nominal voltage: 120 V

Mains fuse: 32 A

Power cable length approx.: 5 m (16 ft)

Charger cable length approx.: 5 m (16 ft)

used with model

Mini MX Electro

150 SX 2021

150 SX 2022

MX1 4 stroke

125 SX 2021

125 SX 2022

MX2 4 stroke

Enduro E1 4 stroke

150 EXC

250 EXC 2018

250 EXC 2019

250 EXC 2020

250 EXC 2021

250 EXC 2022

250 EXC Six Days 2018

250 EXC Six Days 2019

250 EXC Six Days 2020

250 EXC Six Days 2021

250 EXC Six Days 2022

Enduro E2 4 stroke

300 EXC 2018

300 EXC 2019

300 EXC 2020

300 EXC 2020

300 EXC 2021

300 EXC 2022

300 EXC Six Days 2018

300 EXC Six Days 2019

300 EXC Six Days 2020

300 EXC Six Days 2021

300 EXC Six Days 2022

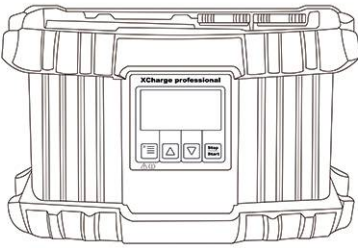
Enduro E3 4 stroke

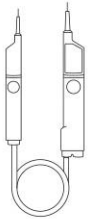
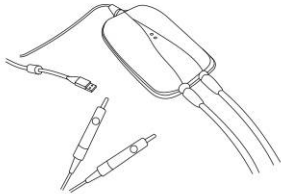
Rally

Freeride


125 XC

00029095051 US battery charger XCharge-professional		
	150 XC-W Cross Country E1 4 stroke Cross Country E2 Cross Country E3 Street alternative tools 00029095050 00029095052	
Service	<input checked="" type="checkbox"/>	Repair <input type="checkbox"/> optional <input type="checkbox"/>

00029095052 UK battery charger XCharge-professional	
	<p>Description/example of use</p> <p>Specially designed battery charger for the correct charging of various 12-V batteries (acid, AGM and lithium-ion), backup operation with diagnosis and flash operations, refresh function at deep discharge, initial charge for the activation of dry batteries, the software can be updated using a dongle</p> <p>Technical data</p> <p>UK safety plug</p> <p>Nominal voltage: 230 V</p> <p>Mains fuse: 16 A</p> <p>Power cable length approx.: 5 m (16 ft)</p> <p>Charger cable length approx.: 5 m (16 ft)</p> <p>used with model</p> <p>Mini MX Electro</p> <p>150 SX 2021</p> <p>150 SX 2022</p> <p>MX1 4 stroke</p> <p>125 SX 2021</p> <p>125 SX 2022</p> <p>MX2 4 stroke</p> <p>Enduro E1 4 stroke</p> <p>150 EXC</p> <p>250 EXC 2018</p> <p>250 EXC 2019</p> <p>250 EXC 2020</p> <p>250 EXC 2021</p> <p>250 EXC 2022</p> <p>250 EXC Six Days 2018</p> <p>250 EXC Six Days 2019</p> <p>250 EXC Six Days 2020</p> <p>250 EXC Six Days 2021</p> <p>250 EXC Six Days 2022</p> <p>Enduro E2 4 stroke</p> <p>300 EXC 2018</p> <p>300 EXC 2019</p> <p>300 EXC 2020</p> <p>300 EXC 2020</p> <p>300 EXC 2021</p> <p>300 EXC 2022</p> <p>300 EXC Six Days 2018</p> <p>300 EXC Six Days 2019</p> <p>300 EXC Six Days 2020</p> <p>300 EXC Six Days 2021</p>

00029095052 UK battery charger XCharge-professional			
	300 EXC Six Days 2022 Enduro E3 4 stroke Rally Freeride 125 XC 150 XC-W Cross Country E1 4 stroke Cross Country E2 Cross Country E3 Street alternative tools 00029095050 00029095051		
	Service <input checked="" type="checkbox"/>	Repair <input type="checkbox"/>	optional <input type="checkbox"/>
70029014000 Digital voltage regulator			
 <p>70029014000</p>	Description/example of use “Duspol digital plus” voltage regulator for working with HV systems in accordance with securing workplaces in the workshop used with model Mini MX Electro Freeride E-Ride Supermoto E-Ride		
	Service <input checked="" type="checkbox"/>	Repair <input type="checkbox"/>	optional <input type="checkbox"/>
70029068000 AVL DiTEST HV Safety 2000			
 <p>70029068000</p>	Description/example of use AVL DiTEST HV Safety 2000 supports the requirement for measurement at 1 ampere, exclusively via the standard USB connection, without any additional power supply or batteries. The device allows safe measurements to be carried out on the HV systems of electric vehicles. The advantage is that various measurements can be carried out with one device: the absence of voltage, insulation resistance, potential equalization and all measurements of a digital multimeter.		
	<div style="background-color: #f0f0f0; padding: 5px;"> <p>Warning</p> <p>Risk of injury Alternating current is not detected by the AVL DiTEST HV Safety 2000. A component with alternating current applied is shown as having zero potential by the AVL DiTEST HV Safety 2000. A measurement of alternating current cannot damage the device.</p> <p>– Only use the AVL DiTEST HV Safety 2000 for measuring direct current.</p> </div>		
used with model Mini MX Electro Freeride E-Ride Supermoto E-Ride			
Service <input checked="" type="checkbox"/>	Repair <input type="checkbox"/>	optional <input type="checkbox"/>	

2.2 Wall tool organizer overview

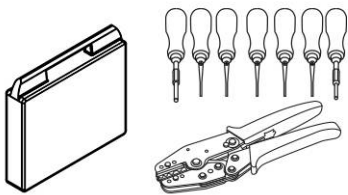


Cable connector unlocking kit (00029014000) (🗨️ p. 37)

Tachometer (45129075000) (🗨️ p. 37)

Peak voltage adapter (58429042000) (🗨️ p. 37)

00029014000 Cable connector unlocking kit



00029014000

Description/example of use

Pinout kit including case and crimping pliers for repairing wiring harnesses or replacing the most common connectors

used with model

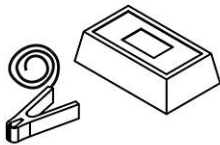
KTM

Service

Repair

optional

45129075000 Tachometer



45129075000

Description/example of use

Measuring device for checking idle speed

used with model

Mini MX 2 stroke

MX

Enduro

Freeride Dual Sport

Cross Country

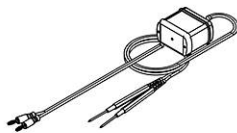
Supermoto Competition

Service

Repair

optional

58429042000 Peak voltage adapter



58429042000

Description/example of use

Tool for connection to a commercially available multimeter, for checking ignition components

used with model

Mini MX 2 stroke

MX1 2 stroke

MX2 2 stroke

Enduro E1 2 stroke

Enduro E2 2 stroke

Enduro E3 2 stroke

Freeride Dual Sport 2 stroke

Cross Country E1 2 stroke

Cross Country E2 2 stroke


Cross Country E3 2 stroke

Service

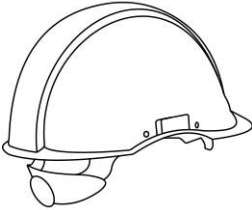
Repair

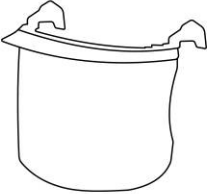
optional

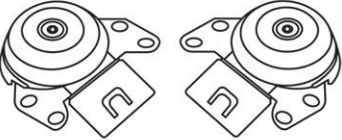
3.1 Overview

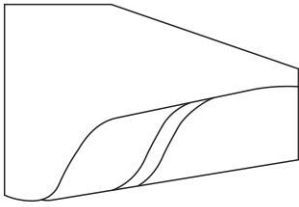



Safety helmet (70029003000) (📖 p. 38)
Safety mask (70029004000) (📖 p. 38)
Holder for safety mask (70029005000) (📖 p. 38)
Floor mat (70029006000) (📖 p. 39)
Safety gloves (70029007000) (📖 p. 39)
Inner glove liners (70029008000) (📖 p. 39)
Prohibition sign (70029009000) (📖 p. 39)
Warning sign (70029010000) (📖 p. 39)
Warning sign (70029011000) (📖 p. 40)
Warning sign (70029012000) (📖 p. 40)
Prohibition sign (70029013000) (📖 p. 40)
Warning tape (70029015000) (📖 p. 40)
Fire-resistant cabinet for hazardous goods (70029016000) (📖 p. 41)
Salvage drum (70029020000) (📖 p. 41)
Electrical insulation tape (70029021000) (📖 p. 41)
Lifting strap (70029022000) (📖 p. 41)

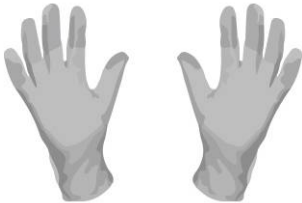
70029003000 Safety helmet			
 <p>70029003000</p>	Description/example of use Helmet to be worn when working with HV systems in accordance with securing workplaces in the workshop		
	used with model Freeride E-Ride Supermoto E-Ride	matching tools / articles are 70029004000 70029005000	
	Service <input checked="" type="checkbox"/>	Repair <input type="checkbox"/>	optional <input type="checkbox"/>


70029004000 Safety mask			
 <p>70029004000</p>	Description/example of use Clear visor for safety helmet to be worn when working with HV systems in accordance with securing workplaces in the workshop		
	used with model Freeride E-Ride Supermoto E-Ride	for use with 70029003000 matching tools / articles are 70029005000	
	Service <input checked="" type="checkbox"/>	Repair <input type="checkbox"/>	optional <input type="checkbox"/>


70029005000 Holder for safety mask			
 <p>70029005000</p>	Description/example of use Attachment for safety mask, for working with HV systems in accordance with securing workplaces in the workshop		
	used with model Freeride E-Ride Supermoto E-Ride	for use with 70029003000 70029004000	
	Service <input checked="" type="checkbox"/>	Repair <input type="checkbox"/>	optional <input type="checkbox"/>




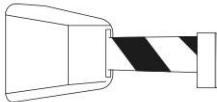
70029006000 Floor mat		
 <p>70029006000</p>	Description/example of use Mat for laying down when working with HV systems in accordance with securing workplaces in the workshop Technical data Width: 0.9 m (3 ft) Length: 1 m (3 ft) Thickness: 9.5 mm (0.374 in) used with model Freeride E-Ride Supermoto E-Ride	
	Service <input checked="" type="checkbox"/>	Repair <input type="checkbox"/>


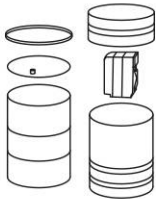
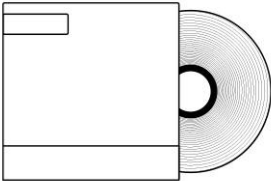
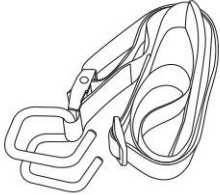
70029007000 Safety gloves		
 <p>70029007000</p>	Description/example of use Gloves to be worn when working with HV systems in accordance with securing workplaces in the workshop used with model Freeride E-Ride Supermoto E-Ride	
	matching tools / articles are 70029008000	
Service <input checked="" type="checkbox"/>	Repair <input type="checkbox"/>	optional <input type="checkbox"/>

70029008000 Inner glove liners		
 <p>70029008000</p>	Description/example of use Anti-static inner gloves liner to be worn when working with HV systems in accordance with securing workplaces in the workshop used with model Freeride E-Ride Supermoto E-Ride	
	for use with 70029007000	
Service <input checked="" type="checkbox"/>	Repair <input type="checkbox"/>	optional <input type="checkbox"/>


70029009000 Prohibition sign		
 <p>70029009000</p>	Description/example of use Prohibition sign "Activating switches prohibited" for working with HV systems in accordance with securing workplaces in the workshop Technical data Width: 200 mm (7.87 in) Height: 300 mm (11.81 in) used with model Freeride E-Ride Supermoto E-Ride	
	Service <input checked="" type="checkbox"/>	Repair <input type="checkbox"/>

70029010000 Warning sign		
 <p>70029010000</p>	Description/example of use Warning sign "Dangerous voltage" for working with HV systems in accordance with securing workplaces in the workshop Technical data Width: 185 mm (7.28 in) Height: 165 mm (6.5 in)	

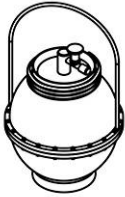
70029010000 Warning sign			
	used with model Freeride E-Ride Supermoto E-Ride		
	Service	<input checked="" type="checkbox"/>	Repair optional <input type="checkbox"/>
70029011000 Warning sign			
 <p>70029011000</p>	Description/example of use Warning sign “Danger due to batteries” for working with HV systems in accordance with securing workplaces in the workshop		
	Technical data Width: 185 mm (7.28 in) Height: 165 mm (6.5 in) used with model Freeride E-Ride Supermoto E-Ride		
Service	<input checked="" type="checkbox"/>	Repair optional <input type="checkbox"/>	optional <input type="checkbox"/>
70029012000 Warning sign			
 <p>70029012000</p>	Description/example of use Warning sign “Magnetic field” for working with HV systems in accordance with securing workplaces in the workshop		
	Technical data Width: 185 mm (7.28 in) Height: 165 mm (6.5 in) used with model Freeride E-Ride Supermoto E-Ride		
Service	<input checked="" type="checkbox"/>	Repair optional <input type="checkbox"/>	optional <input type="checkbox"/>
70029013000 Prohibition sign			
 <p>70029013000</p>	Description/example of use Prohibition sign “No access for persons with pacemakers” for working with HV systems in accordance with securing workplaces in the workshop		
	Technical data Width: 200 mm (7.87 in) Height: 200 mm (7.87 in) used with model Freeride E-Ride Supermoto E-Ride		
Service	<input checked="" type="checkbox"/>	Repair optional <input type="checkbox"/>	optional <input type="checkbox"/>
70029015000 Warning tape			
 <p>70029015000</p>	Description/example of use Warning tape with indoor wall cassette for working with HV systems in accordance with securing workplaces in the workshop		
	Technical data Belt width approx.: 50 mm (1.97 in) Belt length: 8 m (26 ft) used with model Freeride E-Ride Supermoto E-Ride		
Service	<input checked="" type="checkbox"/>	Repair optional <input type="checkbox"/>	optional <input type="checkbox"/>

70029016000 Fire-resistant cabinet for hazardous goods					
 <p>70029016000</p>	<p>Description/example of use Locker for secure storage of Powerpack HVs (ordered and supplied directly by the supplier Denios)</p> <p>Technical data Width: 1,200 mm (47.24 in) Height: 1,298 mm (51.1 in) Depth: 615 mm (24.21 in)</p> <p>used with model Freeride E-Ride Supermoto E-Ride</p>				
	Service	<input type="checkbox"/>	Repair	<input checked="" type="checkbox"/>	optional
70029020000 Salvage drum					
 <p>70029020000</p>	<p>Description/example of use Transport and quarantine box for damaged/faulty PowerPack HV</p> <p>used with model Freeride E-Ride Supermoto E-Ride</p>				
	Service	<input type="checkbox"/>	Repair	<input checked="" type="checkbox"/>	optional
70029021000 Electrical insulation tape					
 <p>70029021000</p>	<p>Description/example of use Tape for masking plug-in connections</p> <p>used with model Freeride E-Ride Supermoto E-Ride</p>				
	Service	<input checked="" type="checkbox"/>	Repair	<input type="checkbox"/>	optional
70029022000 Lifting strap					
 <p>70029022000</p>	<p>Description/example of use Shoulder strap to pry out the Powerpack HV</p> <p>used with model Freeride E-Ride Supermoto E-Ride</p>				
	Service	<input checked="" type="checkbox"/>	Repair	<input type="checkbox"/>	optional


4.1 Overview



Bleeding device (00029013100) (📖 p. 42)

00029013100 Bleeding device		
 00029013100	Description/example of use Tool for servicing hydraulic brake systems	
	used with model	matching tools / articles are
Mini	00029013002	
MX	00029013004	
Enduro	00029013005	
Freeride Dual Sport	00029013006	
Freeride E-SX	00029013009	
Freeride E-XC 2015	00029013010	
Freeride E-XC 2016	00029013012	
Freeride E-XC 2017	00029013013	
Freeride E-XC 2018	00029013014	
Freeride E-XC 2019	00029013015	
Freeride E-XC 2020	00029013017	
Cross Country	00029013018	
Street	00029013021	
	00029013022	
	00029013023	
Service <input checked="" type="checkbox"/>	Repair <input type="checkbox"/>	optional <input type="checkbox"/>

4.2 Wall tool organizer overview



Bleeder cover (00029013002) (📖 p. 43)

Bleeder cover (00029013004) (📖 p. 43)

Bleeder cover (00029013005) (📖 p. 44)

Bleeder cover (00029013006) (📖 p. 44)

Bleeder cover (00029013009) (📖 p. 44)

Bleeder cover (00029013010) (📖 p. 44)

Bleeder cover (00029013012) (📖 p. 45)

Bleeder cover (00029013013) (📖 p. 45)

Bleeder cover (00029013014) (📖 p. 45)

Bleeder cover (00029013015) (📖 p. 45)

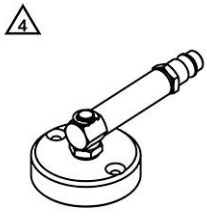
Bleeder cover (00029013017) (📖 p. 46)

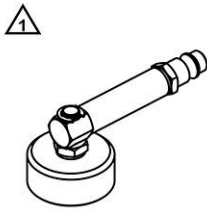
Bleeder cover (00029013018) (📖 p. 46)

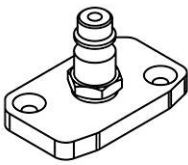

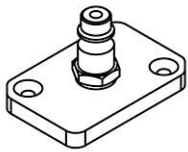
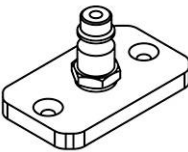
Bleeder cover (00029013021) (📖 p. 47)


Bleeder cover (00029013022) (📖 p. 47)

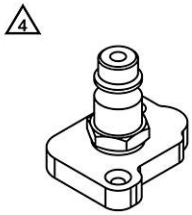
Bleeder cover (00029013023) (📖 p. 47)

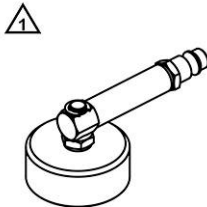
00029013002 Bleeder cover			
 <p>00029013002</p>	<p>Description/example of use</p> <p>Adapter for hand or foot brake cylinder, for filling or bleeding the brake system</p> <p>for use with</p> <p>00029013100</p> <p>used with model</p> <p>matching tools / articles are</p> <p>00029013002-02 (Scope of supply)</p>		
	<p>Supermoto Competition</p> <p>1190 Adventure</p> <p>1190 Adventure R</p> <p>1290 Super Adventure</p> <p>1290 Super Adventure T</p> <p>1290 Super Adventure S 2017</p> <p>1290 Super Adventure S 2018</p> <p>1290 Super Adventure S 2019</p> <p>1290 Super Adventure S 2020</p> <p>1290 Super Adventure R 2017</p> <p>1290 Super Adventure R 2018</p> <p>1290 Super Adventure R 2019</p> <p>1290 Super Adventure R 2020</p> <p>690 Duke R</p> <p>1290 Super Duke R 2014</p> <p>1290 Super Duke R 2015</p> <p>1290 Super Duke R 2016</p> <p>1290 Super Duke R Special Edition</p> <p>Super Bike Big</p> <p>1290 Super Duke GT 2016</p>		
Service	<input checked="" type="checkbox"/>	Repair	<input type="checkbox"/>
		optional	<input type="checkbox"/>

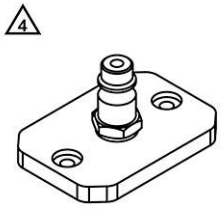
00029013004 Bleeder cover			
 <p>00029013004</p>	<p>Description/example of use</p> <p>Adapter for hand or foot brake cylinder, for filling or bleeding the brake system</p> <p>for use with</p> <p>00029013100</p> <p>used with model</p> <p>matching tools / articles are</p> <p>00029013004-02 (Scope of supply)</p>		
	<p>Rally</p> <p>Supermoto / Dual Sport</p> <p>1190 Adventure</p> <p>1190 Adventure R</p> <p>1290 Super Adventure</p> <p>1290 Super Adventure T</p> <p>1290 Super Adventure S</p> <p>1290 Super Adventure R</p> <p>Dual Sport Enduro</p> <p>690 Duke</p> <p>690 Duke R</p> <p>Naked Big</p> <p>Super Bike Big</p> <p>Touring</p>		
Service	<input checked="" type="checkbox"/>	Repair	<input type="checkbox"/>
		optional	<input type="checkbox"/>

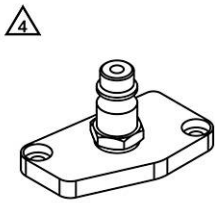
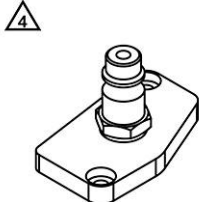
00029013005 Bleeder cover			
 <p>00029013005</p>	Description/example of use Adapter for hand or foot brake cylinder, for filling or bleeding the brake system for use with 00029013100 used with model MX Enduro Cross Country		
	Service <input checked="" type="checkbox"/>	Repair <input type="checkbox"/>	optional <input type="checkbox"/>
00029013006 Bleeder cover			
 <p>00029013006</p>	Description/example of use Adapter for hand or foot brake cylinder, for filling or bleeding the brake system for use with 00029013100 used with model MX Enduro E1 Enduro E2 Enduro E3 Cross Country Supermoto Competition		
	Service <input checked="" type="checkbox"/>	Repair <input type="checkbox"/>	optional <input type="checkbox"/>
00029013009 Bleeder cover			
 <p>00029013009</p>	Description/example of use Adapter for hand or foot brake cylinder, for filling or bleeding the brake system for use with 00029013100 used with model Travel Small Naked Small Super Bike Small		
	Service <input checked="" type="checkbox"/>	Repair <input type="checkbox"/>	optional <input type="checkbox"/>
00029013010 Bleeder cover			
 <p>00029013010</p>	Description/example of use Adapter for hand or foot brake cylinder, for filling or bleeding the brake system for use with 00029013100 used with model 690 SMC R 2014 690 SMC R 2015 690 SMC R 2016		
	Service <input checked="" type="checkbox"/>	Repair <input type="checkbox"/>	optional <input type="checkbox"/>

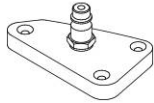



00029013012 Bleeder cover					
 <p>00029013012</p>	Description/example of use Adapter for hand or foot brake cylinder, for filling or bleeding the brake system for use with 00029013100 used with model Mini Freeride Dual Sport matching tools / articles are 00029013012-01 (Scope of supply)				
	Service	<input checked="" type="checkbox"/>	Repair	<input type="checkbox"/>	optional


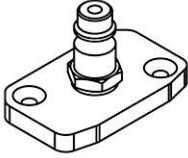

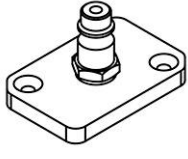
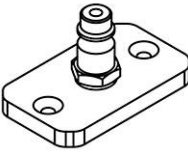
00029013013 Bleeder cover					
 <p>00029013013</p>	Description/example of use Adapter for hand or foot brake cylinder, for filling or bleeding the brake system for use with 00029013100 used with model 50 SX 50 SX Mini 50 SXS 50 SXS Mini Mini MX Electro matching tools / articles are 00029013013-01 (Scope of supply)				
	Service	<input checked="" type="checkbox"/>	Repair	<input type="checkbox"/>	optional


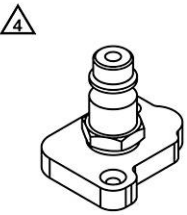

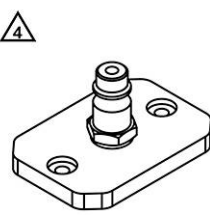
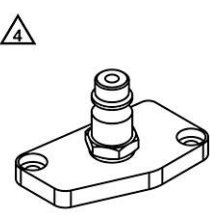
00029013014 Bleeder cover					
 <p>00029013014</p>	Description/example of use Adapter for hand or foot brake cylinder, for filling or bleeding the brake system for use with 00029013100 used with model 1050 Adventure 1090 Adventure 1090 Adventure R 1090 Adventure S Travel Small Naked Small 890 Duke R Super Bike Small matching tools / articles are 00029013014-02 (Scope of supply)				
	Service	<input checked="" type="checkbox"/>	Repair	<input type="checkbox"/>	optional

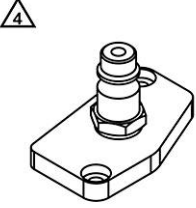
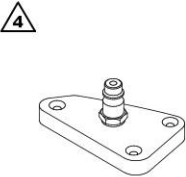

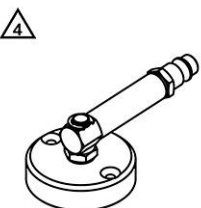
00029013015 Bleeder cover			
 <p>00029013015</p>	Description/example of use Adapter for hand or foot brake cylinder, for filling or bleeding the brake system for use with 00029013100 used with model 690 SMC R 2017 690 SMC R 2019 690 SMC R 2020 690 SMC R 2021 1050 Adventure 1090 Adventure 1090 Adventure R matching tools / articles are 00029013015-01 (Scope of supply)		

00029013015 Bleeder cover			
		1090 Adventure S	
		Dual Sport Enduro	
		690 Duke	
		Service <input checked="" type="checkbox"/>	Repair <input type="checkbox"/> optional <input type="checkbox"/>
00029013017 Bleeder cover			
 <p>00029013017</p>	Description/example of use Adapter for hand or foot brake cylinder, for filling or bleeding the brake system for use with 00029013100 used with model Freeride E-SX Freeride E-XC 2015 Freeride E-XC 2016 Freeride E-XC 2017 Freeride E-XC 2018 Freeride E-XC 2019 Freeride E-XC 2020 Supermoto E-Ride		
	Service <input checked="" type="checkbox"/>		Repair <input type="checkbox"/> optional <input type="checkbox"/>
00029013018 Bleeder cover			
 <p>00029013018</p>	Description/example of use Adapter for hand or foot brake cylinder, for filling or bleeding the brake system for use with 00029013100 used with model 65 SX 85 SX 2014 85 SX 2015 85 SX 2016 85 SX 2017 85 SX 2018 85 SX 2019 85 SX 2020 Freeride Dual Sport Freeride E-SX Freeride E-XC 2015 Freeride E-XC 2016 Freeride E-XC 2017 Freeride E-XC 2018 Freeride E-XC 2019 Freeride E-XC 2020 Supermoto E-Ride		
	Service <input checked="" type="checkbox"/>		Repair <input type="checkbox"/> optional <input type="checkbox"/>


00029013021 Bleeder cover			
 <p>00029013021</p>	Description/example of use Adapter for hand or foot brake cylinder, for filling or bleeding the brake system for use with 00029013100 used with model Travel Mid 790 Duke 890 Duke		
	Service	<input checked="" type="checkbox"/>	Repair optional
00029013022 Bleeder cover			
 <p>00029013022</p>	Description/example of use Adapter for hand or foot brake cylinder, for filling or bleeding the brake system for use with 00029013100 used with model Travel Mid 790 Duke 890 Duke		
	Service	<input checked="" type="checkbox"/>	Repair optional
00029013023 Bleeder cover			
 <p>00029013023</p>	Description/example of use Adapter for hand or foot brake cylinder, for filling or bleeding the brake system for use with 00029013100 used with model 1290 Super Adventure S 2021 1290 Super Adventure R 2021 890 Duke R 1290 Super Duke R 2017 1290 Super Duke R 2018 1290 Super Duke R 2019 1290 Super Duke R 2020 1290 Super Duke R / RR 2021 1290 Super Duke GT 2017 1290 Super Duke GT 2018 1290 Super Duke GT 2019 1290 Super Duke GT 2020 1290 Super Duke GT 2021		
	Service	<input checked="" type="checkbox"/>	Repair optional
00029013002-02 Spare part, bleeder cover			
 <p>00029013002</p>	Description/example of use Spare parts for the bleeder cover (1x gasket, 2x O-rings) for use with 00029013002		
	Spare parts		

00029013004-02 Spare part, bleeder cover	
 <p>00029013004</p>	<p>Description/example of use</p> <p>Spare parts for the bleeder cover (1x gasket, 2x O-rings)</p> <p style="text-align: right;">for use with 00029013004</p>
Spare parts	
00029013005-01 Spare part, bleeder cover	
 <p>00029013005</p>	<p>Description/example of use</p> <p>Spare part for the bleeder cover (1x gasket)</p> <p style="text-align: right;">for use with 00029013005</p>
Spare parts	
00029013006-02 Spare part, bleeder cover	
 <p>00029013006</p>	<p>Description/example of use</p> <p>Spare parts for the bleeder cover (1x gasket, 2x O-rings)</p> <p style="text-align: right;">for use with 00029013006</p>
Spare parts	
00029013009-01 Spare part, bleeder cover	
 <p>00029013009</p>	<p>Description/example of use</p> <p>Spare part for the bleeder cover (1x gasket)</p> <p style="text-align: right;">for use with 00029013009</p>
Spare parts	
00029013010-01 Spare part, bleeder cover	
 <p>00029013010</p>	<p>Description/example of use</p> <p>Spare part for the bleeder cover (1x gasket)</p> <p style="text-align: right;">for use with 00029013010</p>
Spare parts	

00029013012-01 Spare part, bleeder cover	
 <p>00029013012</p>	<p>Description/example of use</p> <p>Spare parts for the bleeder cover (1x gasket, 2x O-rings)</p> <p style="text-align: right;">for use with 00029013012</p>
Spare parts	
00029013013-01 Spare part, bleeder cover	
 <p>00029013013</p>	<p>Description/example of use</p> <p>Spare part for the bleeder cover (1x gasket)</p> <p style="text-align: right;">for use with 00029013013</p>
Spare parts	
00029013014-02 Spare part, bleeder cover	
 <p>00029013014</p>	<p>Description/example of use</p> <p>Spare parts for the bleeder cover (1x gasket, 2x O-rings)</p> <p style="text-align: right;">for use with 00029013014</p>
Spare parts	
00029013015-01 Spare part, bleeder cover	
 <p>00029013015</p>	<p>Description/example of use</p> <p>Spare part for the bleeder cover (1x gasket)</p> <p style="text-align: right;">for use with 00029013015</p>
Spare parts	
00029013017-01 Spare part, bleeder cover	
 <p>00029013017</p>	<p>Description/example of use</p> <p>Spare part for the bleeder cover (1x gasket)</p> <p style="text-align: right;">for use with 00029013017</p>
Spare parts	

00029013018-01 Spare part, bleeder cover	
 <p>00029013018</p>	<p>Description/example of use Spare part for the bleeder cover (1x gasket)</p> <p>for use with 00029013018</p>
Spare parts	
00029013021-01 Spare part, bleeder cover	
 <p>00029013021</p>	<p>Description/example of use Spare part for the bleeder cover (1x gasket)</p> <p>for use with 00029013021</p>
Spare parts	
00029013022-02 Spare part, bleeder cover	
 <p>00029013022</p>	<p>Description/example of use Spare parts for the bleeder cover (1x gasket, 2x O-rings)</p> <p>for use with 00029013022</p>
Spare parts	
00029013023-02 Spare part, bleeder cover	
 <p>00029013023</p>	<p>Description/example of use Spare parts for the bleeder cover (1x gasket, 2x O-rings)</p> <p>for use with 00029013023</p>
Spare parts	

5.1 Overview



Engine work stand (61229001000) (📖 p. 51)

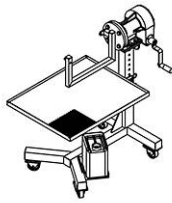
Engine bracket for engine work stand (61229002000) (📖 p. 51)

Engine bracket for engine work stand (61729002000) (📖 p. 52)

Engine bracket for engine work stand (63529002000) (📖 p. 52)

Holder for the motor work stand (70029001000) (📖 p. 53)

61229001000 Engine work stand



61229001000

Description/example of use

Tool (including chassis, crank rotation mechanism, oil pan, and engine bracket) for mounting the removed engine

used with model

Mini MX 2 stroke
 MX
 Enduro E1
 Enduro E2
 Enduro E3
 Freeride
 Cross Country
 Street

matching tools / articles are

45229001060
 45229001070
 46229001060
 46229001070
 47229002020
 50429002020
 55429002000
 56029002000
 56029002020
 56029002030
 61229002000
 61729002000
 63529002000
 70029001000
 75012001060
 75012001070
 77229002000
 78029002000
 79229002000
 79429002000
 90129002000

Service



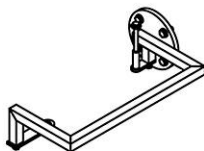
Repair



optional



61229002000 Engine bracket for engine work stand



61229002000

Description/example of use


Separate tool for mounting large engines on the engine work stand

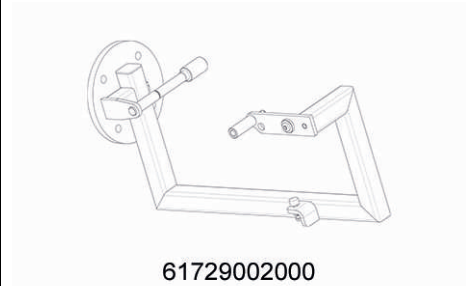
for use with

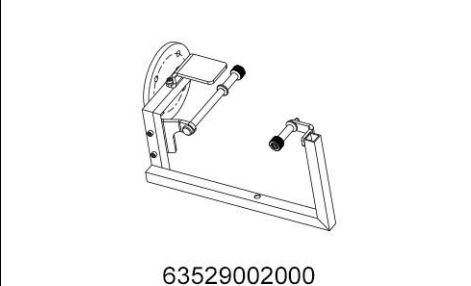
61229001000

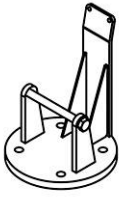
used with model

1050 Adventure
 1090 Adventure
 1090 Adventure R
 1090 Adventure S
 1190 Adventure
 1190 Adventure R
 1290 Super Adventure
 1290 Super Adventure T

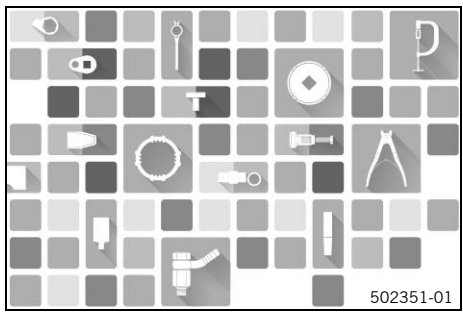
61229002000 Engine bracket for engine work stand					
	1290 Super Adventure S 2017				
	1290 Super Adventure S 2018				
	1290 Super Adventure S 2019				
	1290 Super Adventure S 2020				
	1290 Super Adventure R 2017				
	1290 Super Adventure R 2018				
	1290 Super Adventure R 2019				
	1290 Super Adventure R 2020				
	1290 Super Duke R 2014				
	1290 Super Duke R 2015				
	1290 Super Duke R 2016				
	1290 Super Duke R 2017				
	1290 Super Duke R 2018				
	1290 Super Duke R 2019				
	1290 Super Duke R Special Edition				
	Super Bike Big				
	1290 Super Duke GT 2016				
1290 Super Duke GT 2017					
1290 Super Duke GT 2018					
1290 Super Duke GT 2019					
Service	<input type="checkbox"/>	Repair	<input checked="" type="checkbox"/>	optional	<input type="checkbox"/>

61729002000 Engine bracket for engine work stand					
 <p>61729002000</p>	Description/example of use				
	Separate tool for mounting large engines on the engine work stand				
	for use with				
	61229001000				
	used with model				
	1290 Super Adventure S 2021				
	1290 Super Adventure R 2021				
1290 Super Duke R 2020					
1290 Super Duke R / RR 2021					
1290 Super Duke GT 2020					
1290 Super Duke GT 2021					
Service	<input type="checkbox"/>	Repair	<input checked="" type="checkbox"/>	optional	<input type="checkbox"/>

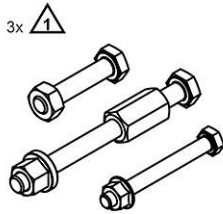
63529002000 Engine bracket for engine work stand					
 <p>63529002000</p>	Description/example of use				
	Separate tool for mounting large engines on the engine work stand				
	for use with				
	61229001000				
	used with model				
	Travel Mid				
790 Duke					
890 Duke					
890 Duke R					
Service	<input type="checkbox"/>	Repair	<input checked="" type="checkbox"/>	optional	<input type="checkbox"/>

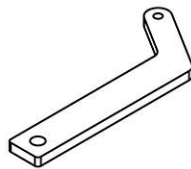
70029001000 Holder for the motor work stand					
 <p>70029001000</p>	Description/example of use Tool for securing the removed motor on the motor work stand for use with 61229001000 used with model Freeride E-Ride Supermoto E-Ride				
	Service	<input type="checkbox"/>	Repair	<input checked="" type="checkbox"/>	optional

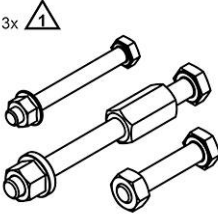

5.2 Wall tool organizer overview

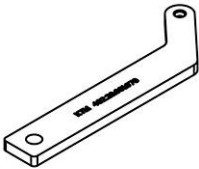



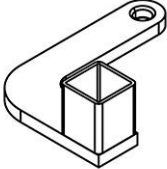

Fitting for work stand (45229001060) (📖 p. 53)
Holder for the engine work stand (45229001070) (📖 p. 53)
Fitting for work stand (46229001060) (📖 p. 54)
Holder for the engine work stand (46229001070) (📖 p. 54)
Holder for the engine work stand (47229002020) (📖 p. 54)
Holder for the motor work stand (50429002020) (📖 p. 54)
Holder and fitting for work stand (55429002000) (📖 p. 55)
Holder for the motor work stand (56029002000) (📖 p. 56)
Holder for the motor work stand (56029002020) (📖 p. 56)
Holder for the motor work stand (56029002030) (📖 p. 57)
Fitting for work stand (75012001060) (📖 p. 58)
Holder for the engine work stand (75012001070) (📖 p. 58)
Holder and fitting for work stand (77229002000) (📖 p. 58)
Holder and fitting for work stand (78029002000) (📖 p. 59)
Holder and fitting for work stand (79229002000) (📖 p. 59)
Holder and fitting for work stand (79429002000) (📖 p. 61)
Holder and fitting for work stand (90129002000) (📖 p. 62)

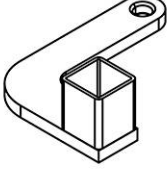

45229001060 Fitting for work stand					
 <p>3x 1</p> <p>45229001060</p>	Description/example of use Tool for securing the removed engine on the engine work stand for use with 61229001000 used with model 50 SX 50 SX Mini 50 SXS 50 SXS Mini				
	Service	<input type="checkbox"/>	Repair	<input checked="" type="checkbox"/>	optional

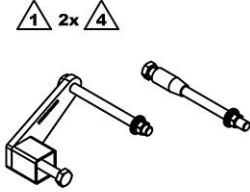
45229001070 Holder for the engine work stand					
 <p>45229001070</p>	Description/example of use Tool for securing the removed engine on the engine work stand for use with 61229001000 used with model 50 SX 50 SX Mini 50 SXS 50 SXS Mini				
	Service	<input type="checkbox"/>	Repair	<input checked="" type="checkbox"/>	optional

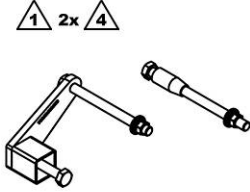
46229001060 Fitting for work stand			
 <p>3x </p> <p>46229001060</p>	Description/example of use Tool for securing the removed engine on the engine work stand for use with 61229001000		
	used with model 65 SX 85 SX 2014 85 SX 2015 85 SX 2016 85 SX 2017		
Service	<input type="checkbox"/>	Repair	<input checked="" type="checkbox"/>
optional	<input type="checkbox"/>		

46229001070 Holder for the engine work stand			
 <p></p> <p>46229001070</p>	Description/example of use Tool for securing the removed engine on the engine work stand for use with 61229001000		
	used with model 65 SX 85 SX 2014 85 SX 2015 85 SX 2016 85 SX 2017		
Service	<input type="checkbox"/>	Repair	<input checked="" type="checkbox"/>
optional	<input type="checkbox"/>		

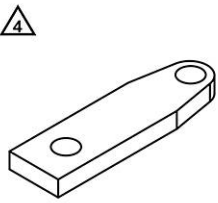
47229002020 Holder for the engine work stand			
 <p></p> <p>47229002020</p>	Description/example of use Tool for securing the removed engine on the engine work stand for use with 61229001000		
	used with model 85 SX 2018 85 SX 2019 85 SX 2020 85 SX 2021 85 SX 2022		
Service	<input type="checkbox"/>	Repair	<input checked="" type="checkbox"/>
optional	<input type="checkbox"/>		

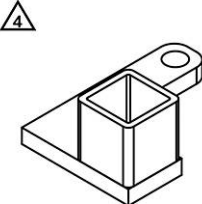
50429002020 Holder for the motor work stand			
 <p></p> <p>50429002020</p>	Description/example of use Tool for securing the removed engine on the engine work stand for use with 61229001000		
	used with model 150 SX 2016 150 SX 2017 150 SX 2018 150 SX 2019 150 SX 2020 150 SX 2021 150 SX 2022 125 SX 2016 125 SX 2017 125 SX 2018		
Service	<input type="checkbox"/>	Repair	<input checked="" type="checkbox"/>
optional	<input type="checkbox"/>		

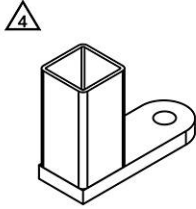
50429002020 Holder for the motor work stand		
	125 SX 2019	
	125 SX 2020	
	125 SX 2021	
	125 SX 2022	
	150 EXC	
	125 XC	
	125 XC-W	
	150 XC-W	
Service	<input type="checkbox"/>	Repair <input checked="" type="checkbox"/>
		optional <input type="checkbox"/>

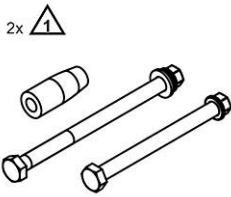
55429002000 Holder and fitting for work stand	
 <p>55429002000</p>	<p>Description/example of use</p> <p>Tool for securing the removed engine on the engine work stand for use with 61229001000</p> <p>used with model</p> <p>250 SX 2017 250 SX 2018 250 SX 2019 250 SX 2020 250 SX 2021 250 SX 2022 250 EXC 2017 250 EXC 2018 250 EXC 2019 250 EXC 2020 250 EXC 2021 250 EXC 2022 250 EXC Six Days 2017 250 EXC Six Days 2018 250 EXC Six Days 2019 250 EXC Six Days 2020 250 EXC Six Days 2021 250 EXC Six Days 2022 300 EXC 2017 300 EXC 2018 300 EXC 2019 300 EXC 2020 300 EXC 2020 300 EXC 2021 300 EXC 2022 300 EXC Six Days 2017 300 EXC Six Days 2018 300 EXC Six Days 2019 300 EXC Six Days 2020 300 EXC Six Days 2021 300 EXC Six Days 2022 250 XC-W 2017 250 XC-W 2018 250 XC-W 2019 250 XC-W 2020 250 XC-W 2021 250 XC-W 2022</p>

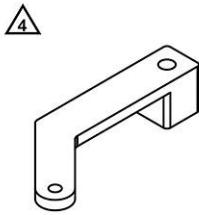
55429002000 Holder and fitting for work stand			
	250 XC 2017		
	250 XC 2018		
	250 XC 2019		
	250 XC 2020		
	250 XC 2021		
	250 XC 2022		
	300 XC 2017		
	300 XC 2018		
	300 XC 2019		
	300 XC 2020		
	300 XC 2021		
	300 XC 2022		
	300 XC-W 2017		
	300 XC-W 2018		
	300 XC-W 2019		
	300 XC-W 2020		
	300 XC-W 2021		
	300 XC-W 2022		
	300 XC-W Six Days 2017		
	300 XC-W Six Days 2018		
300 XC-W Six Days 2019			
300 XC-W Six Days 2020			
Service	<input type="checkbox"/>	Repair	<input checked="" type="checkbox"/>
		optional	<input type="checkbox"/>

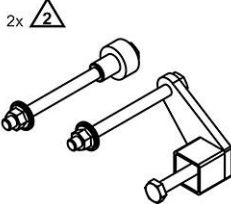
56029002000 Holder for the motor work stand			
 <p>56029002000</p>	Description/example of use Tool for securing the removed engine on the engine work stand for use with 61229001000 used with model 150 SX 2014 150 SX 2015 125 SX 2014 125 SX 2015 Enduro E1 2 stroke 200 EXC 150 XC 200 XC-W		
	Service	<input type="checkbox"/>	Repair
		optional	<input type="checkbox"/>

56029002020 Holder for the motor work stand			
 <p>56029002020</p>	Description/example of use Tool for securing the removed engine on the engine work stand for use with 61229001000 used with model 150 SX 2014 150 SX 2015 125 SX 2014 125 SX 2015 Enduro E1 2 stroke		
	Service	<input type="checkbox"/>	Repair
		optional	<input type="checkbox"/>

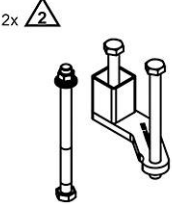

56029002020 Holder for the motor work stand			
	200 EXC		
	150 XC 200 XC-W		
	Service <input type="checkbox"/>	Repair <input checked="" type="checkbox"/>	optional <input type="checkbox"/>
56029002030 Holder for the motor work stand			
 <p>56029002030</p>	Description/example of use Tool for securing the removed engine on the engine work stand for use with 61229001000		
	used with model 250 SX 2014 250 SX 2015 250 SX 2016 250 EXC 2014 250 EXC 2015 250 EXC 2016 250 EXC Six Days 2014 250 EXC Six Days 2015 250 EXC Six Days 2016 250 EXC Factory Edition 300 EXC 2014 300 EXC 2015 300 EXC 2016 300 EXC Six Days 2014 300 EXC Six Days 2015 300 EXC Six Days 2016 300 EXC Factory Edition Freeride Dual Sport 2 stroke 250 XC-W 2014 250 XC-W 2015 250 XC-W 2016 250 XC 2014 250 XC 2015 250 XC 2016 300 XC 2014 300 XC 2015 300 XC 2016 300 XC-W 2014 300 XC-W 2015 300 XC-W 2016 300 XC-W Six Days 2014 300 XC-W Six Days 2015 300 XC-W Six Days 2016		
	Service <input type="checkbox"/>	Repair <input checked="" type="checkbox"/>	optional <input type="checkbox"/>

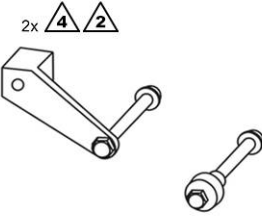


75012001060 Fitting for work stand		
 <p>2x 1</p> <p>75012001060</p>	<p>Description/example of use</p> <p>Tool for securing the removed engine on the engine work stand</p> <p>for use with</p> <p>61229001000</p> <p>used with model</p> <p>Supermoto / Dual Sport</p> <p>Dual Sport Enduro</p> <p>690 Duke</p> <p>690 Duke R</p>	
	<p>Service <input type="checkbox"/></p>	<p>Repair <input checked="" type="checkbox"/></p>

75012001070 Holder for the engine work stand		
 <p>4</p> <p>75012001070</p>	<p>Description/example of use</p> <p>Tool for securing the removed engine on the engine work stand</p> <p>for use with</p> <p>61229001000</p> <p>used with model</p> <p>Supermoto / Dual Sport</p> <p>Dual Sport Enduro</p> <p>690 Duke</p> <p>690 Duke R</p>	
	<p>Service <input type="checkbox"/></p>	<p>Repair <input checked="" type="checkbox"/></p>

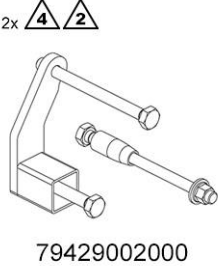
77229002000 Holder and fitting for work stand		
 <p>2x 2</p> <p>77229002000</p>	<p>Description/example of use</p> <p>Tool for securing the removed engine on the engine work stand</p> <p>for use with</p> <p>61229001000</p> <p>used with model</p> <p>350 SX-F 2014</p> <p>350 SX-F 2015</p> <p>MX2 4 stroke</p> <p>Enduro E1 4 stroke</p> <p>350 EXC-F 2014</p> <p>350 EXC-F 2015</p> <p>350 EXC-F 2016</p> <p>350 EXC-F Six Days 2014</p> <p>350 EXC-F Six Days 2015</p> <p>350 EXC-F Six Days 2016</p> <p>350 EXC-F Factory Edition</p> <p>Freeride 350</p> <p>250 XC-F 2014</p> <p>250 XC-F 2015</p> <p>250 XC-F 2016</p> <p>250 XC-F 2017</p> <p>250 XC-F 2018</p> <p>250 XC-F 2020</p> <p>250 XC-F 2021</p> <p>250 XC-F 2022</p> <p>250 XCF-W</p> <p>350 XC-F 2014</p> <p>350 XC-F 2015</p> <p>350 XCF-W 2014</p>	
	<p>Service <input type="checkbox"/></p>	<p>Repair <input checked="" type="checkbox"/></p>

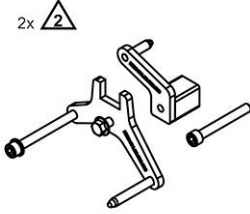

77229002000 Holder and fitting for work stand			
	350 XCF-W 2015 350 XCF-W 2016 350 XCF-W Six Days		
Service	<input type="checkbox"/>	Repair	<input checked="" type="checkbox"/>
		optional	<input type="checkbox"/>

78029002000 Holder and fitting for work stand					
 <p>2x </p> <p>78029002000</p>	<p>Description/example of use</p> <p>Tool for securing the removed engine on the engine work stand for use with 61229001000</p> <p>used with model</p> <p>450 SX-F 2014 450 SX-F EU 2015 450 SX-F US 2015 450 EXC 2014 450 EXC 2015 450 EXC 2016 450 EXC Six Days 2014 450 EXC Six Days 2015 450 EXC Six Days 2016 450 EXC Factory Edition 500 EXC 2014 500 EXC 2015 500 EXC 2016 500 EXC Six Days 2014 500 EXC Six Days 2015 500 EXC Six Days 2016 450 XC-F 2014 450 XC-F 2015 450 XC-W 500 XC-W 2014 500 XC-W 2015 500 XC-W 2016 450 SMR 2014</p>				
Service	<input type="checkbox"/>	Repair	<input checked="" type="checkbox"/>	optional	<input type="checkbox"/>


79229002000 Holder and fitting for work stand	
 <p>2x  </p> <p>79229002000</p>	<p>Description/example of use</p> <p>Tool for securing the removed engine on the work stand for use with 61229001000</p> <p>used with model</p> <p>350 SX-F 2016 350 SX-F 2017 350 SX-F 2018 350 SX-F 2019 350 SX-F 2020 350 SX-F 2021 350 SX-F 2022 250 SX-F Factory Edition US 2015 250 SX-F 2016 250 SX-F 2017 250 SX-F 2018</p>

79229002000 Holder and fitting for work stand		
250 SX-F 2019		
250 SX-F 2020		
250 SX-F 2021		
250 SX-F 2022		
250 EXC-F 2017		
250 EXC-F 2018		
250 EXC-F 2019		
250 EXC-F 2020		
250 EXC-F 2021		
250 EXC-F 2022		
250 EXC-F Six Days 2017		
250 EXC-F Six Days 2018		
250 EXC-F Six Days 2019		
250 EXC-F Six Days 2020		
250 EXC-F Six Days 2021		
250 EXC-F Six Days 2022		
350 EXC-F 2017		
350 EXC-F 2018		
350 EXC-F 2019		
350 EXC-F 2020		
350 EXC-F 2021		
350 EXC-F 2022		
350 EXC-F Six Days 2017		
350 EXC-F Six Days 2018		
350 EXC-F Six Days 2019		
350 EXC-F Six Days 2020		
350 EXC-F Six Days 2021		
350 EXC-F Six Days 2022		
Freeride 250 F		
250 XC-F 2016		
250 XC-F 2017		
250 XC-F 2018		
250 XC-F 2019		
250 XC-F 2020		
250 XC-F 2021		
250 XC-F 2022		
350 XC-F 2016		
350 XC-F 2017		
350 XC-F 2018		
350 XC-F 2019		
350 XC-F 2020		
350 XC-F 2021		
350 XC-F 2022		
350 XCF-W 2020		
350 XCF-W 2021		
350 XCF-W 2022		
Service	<input type="checkbox"/>	Repair
		<input checked="" type="checkbox"/>
		optional
		<input type="checkbox"/>

79429002000 Holder and fitting for work stand			
 <p>79429002000</p>	<p>Description/example of use</p> <p>Tool for securing the removed engine on the engine work stand for use with 61229001000</p> <p>used with model</p>		
	<p>450 SX-F Factory Edition US 2015</p> <p>450 SX-F 2016</p> <p>450 SX-F 2017</p> <p>450 SX-F 2018</p> <p>450 SX-F 2019</p> <p>450 SX-F 2020</p> <p>450 SX-F 2021</p> <p>450 SX-F EU 2022</p> <p>450 SX-F US 2022</p> <p>450 EXC 2017</p> <p>450 EXC 2018</p> <p>450 EXC 2019</p> <p>450 EXC 2020</p> <p>450 EXC 2021</p> <p>450 EXC 2022</p> <p>450 EXC Six Days 2017</p> <p>450 EXC Six Days 2018</p> <p>450 EXC Six Days 2019</p> <p>450 EXC Six Days 2020</p> <p>450 EXC Six Days 2021</p> <p>450 EXC Six Days 2022</p> <p>500 EXC 2017</p> <p>500 EXC 2018</p> <p>500 EXC 2019</p> <p>500 EXC 2020</p> <p>500 EXC 2021</p> <p>500 EXC 2022</p> <p>500 EXC Six Days 2017</p> <p>500 EXC Six Days 2018</p> <p>500 EXC Six Days 2019</p> <p>500 EXC Six Days 2020</p> <p>500 EXC Six Days 2021</p> <p>500 EXC Six Days 2022</p> <p>450 XC-F 2016</p> <p>450 XC-F 2017</p> <p>450 XC-F 2018</p> <p>450 XC-F 2019</p> <p>450 XC-F 2020</p> <p>450 XC-F 2021</p> <p>450 XC-F 2022</p> <p>500 XC-W 2020</p> <p>500 XCF-W 2021</p> <p>500 XCF-W 2022</p> <p>450 SMR 2021</p> <p>450 SMR 2022</p>		
Service	<input type="checkbox"/>	Repair	<input checked="" type="checkbox"/>
		optional	<input type="checkbox"/>

90129002000 Holder and fitting for work stand					
 <p>2x </p> <p>90129002000</p>	<p>Description/example of use</p> <p>Tool for securing the removed engine on the engine work stand for use with 61229001000</p> <p>used with model</p> <p>Travel Small Naked Small Super Bike Small</p>				
	Service	<input type="checkbox"/>	Repair	<input checked="" type="checkbox"/>	optional

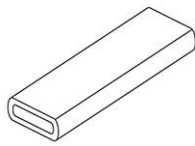
6.1 Overview



Handle for holding wrench (60012060000) (📖 p. 63)

Holding wrench (61329085000) (📖 p. 63)

60012060000 Handle for holding wrench



60012060000

Description/example of use

Extension of the holding wrench tool set, for turning components (rear hub)
for use with
61329085000

used with model

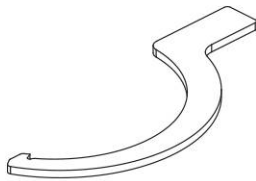
Naked Big
Touring

Service

Repair

optional

61329085000 Holding wrench



61329085000

Description/example of use

Tool set, for turning components (rear hub)

used with model

Naked Big
Touring


matching tools / articles are
60012060000

Service

Repair

optional

6.2 Wall tool organizer overview



Locking screw (0113080802) (📖 p. 64)

Holding wrench (45229012000) (📖 p. 64)

Holding wrench (45229050000) (📖 p. 64)

Gear segment (45229081000) (📖 p. 65)

Gear segment (46229081000) (📖 p. 65)

Holding wrench (47029003000) (📖 p. 65)

Holding wrench (47229003000) (📖 p. 65)

Holding wrench (49012003000) (📖 p. 66)

Holding wrench (50329004000) (📖 p. 66)

Support tool (50329038000) (📖 p. 66)

Holding wrench (50429003000) (📖 p. 66)

Holding wrench (50529003000) (📖 p. 67)

Holding wrench (50529012000) (📖 p. 67)

Holding wrench (51129003000) (📖 p. 68)

Holding wrench (54629012200) (📖 p. 69)

Holding wrench (55129001000) (📖 p. 70)

Holding wrench (55429012000) (📖 p. 70)

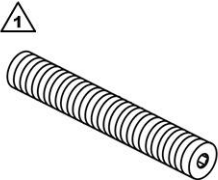
Gear segment (56012004000) (📖 p. 72)

Holding wrench (59029003100) (📖 p. 72)

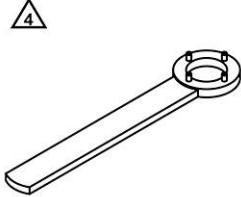
Locking screw (61229015000) (📖 p. 72)

Locking pin (61329033000) (🔧 p. 73)
Holding wrench (63529003000) (🔧 p. 73)
Socket pin (63529055090) (🔧 p. 73)
Gear segment (70029032000) (🔧 p. 73)
Gear segment (75029081000) (🔧 p. 74)
Holding wrench (75029091000) (🔧 p. 74)
Locking screw (77329010000) (🔧 p. 74)
Holding wrench (80029003000) (🔧 p. 74)
Gear segment (80029004000) (🔧 p. 75)
Holding wrench (90129012000) (🔧 p. 75)
Hook wrench (90129051000) (🔧 p. 76)
Gear segment (90129081100) (🔧 p. 79)

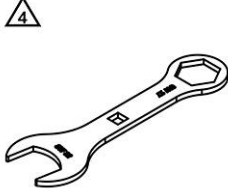
0113080802 Locking screw

 <p>113080802</p>	Description/example of use Tool for securing components (crankshaft in TDC position)		
	used with model 450 SX-F 450 EXC 450 EXC Six Days 450 EXC Factory Edition Enduro E3 4 stroke 450 XC-F 450 XC-W Cross Country E3 4 stroke Supermoto Competition		
	Service <input checked="" type="checkbox"/>	Repair <input type="checkbox"/>	optional <input type="checkbox"/>

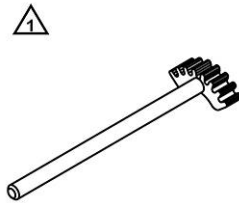
45229012000 Holding wrench

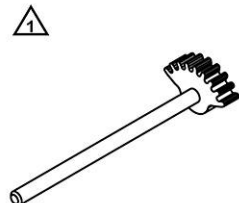
 <p>45229012000</p>	Description/example of use Tool for holding components (rotor)		
	used with model 50 SX 50 SX Mini 50 SXS 50 SXS Mini		
	Service <input type="checkbox"/>	Repair <input checked="" type="checkbox"/>	optional <input type="checkbox"/>

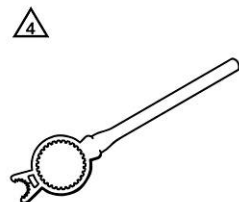
45229050000 Holding wrench

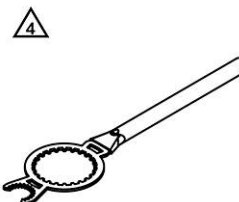
 <p>45229050000</p>	Description/example of use Tool for holding, loosening and tightening components (steering head)		
	used with model 50 SX 2014 50 SX 2015 50 SX 2016 50 SX 2017 50 SX 2018 50 SX 2019 50 SX Mini 2014 50 SX Mini 2015 50 SX Mini 2016		

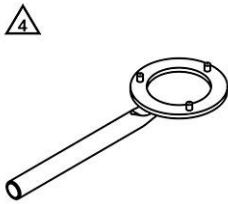
45229050000 Holding wrench			
	50 SX Mini 2017 50 SX Mini 2018 50 SX Mini 2019 50 SXS 50 SXS Mini Travel Big		
	Service	<input checked="" type="checkbox"/>	Repair <input type="checkbox"/> optional <input type="checkbox"/>

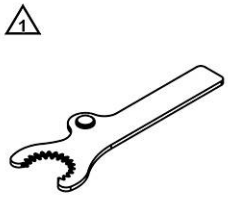
45229081000 Gear segment			
 <p>45229081000</p>	Description/example of use Tool for holding components (clutch)		
	used with model 50 SX 50 SX Mini 50 SXS 50 SXS Mini		
Service	<input type="checkbox"/>	Repair <input checked="" type="checkbox"/>	optional <input type="checkbox"/>

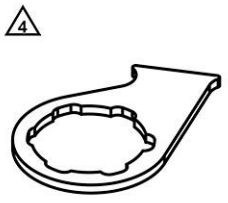
46229081000 Gear segment			
 <p>46229081000</p>	Description/example of use Tool for holding components (clutch)		
	used with model 65 SX		
Service	<input type="checkbox"/>	Repair <input checked="" type="checkbox"/>	optional <input type="checkbox"/>

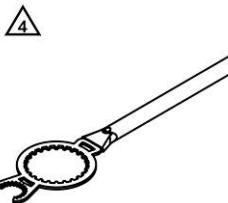
47029003000 Holding wrench			
 <p>47029003000</p>	Description/example of use Tool for holding components (clutch, primary gear wheel)		
	used with model 85 SX 2014 85 SX 2015 85 SX 2016 85 SX 2017		
Service	<input checked="" type="checkbox"/>	Repair <input type="checkbox"/>	optional <input type="checkbox"/>

47229003000 Holding wrench			
 <p>47229003000</p>	Description/example of use Tool for holding components (clutch, primary gear wheel)		
	used with model 85 SX 2018 85 SX 2019 85 SX 2020 85 SX 2021 85 SX 2022		
Service	<input checked="" type="checkbox"/>	Repair <input type="checkbox"/>	optional <input type="checkbox"/>

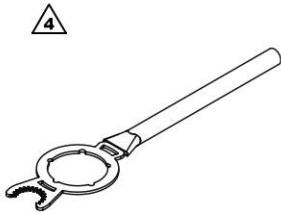
49012003000 Holding wrench			
 <p>49012003000</p>	Description/example of use Tool for holding components (clutch)		
	used with model 65 SX		
Service	<input checked="" type="checkbox"/>	Repair	<input type="checkbox"/>
		optional	<input type="checkbox"/>


50329004000 Holding wrench			
 <p>50329004000</p>	Description/example of use Tool for holding components (primary gear wheel)		
	used with model 150 SX 2014 150 SX 2015 125 SX 2014 125 SX 2015 Enduro E1 2 stroke 200 EXC 150 XC 200 XC-W		
Service	<input type="checkbox"/>	Repair	<input checked="" type="checkbox"/>
		optional	<input type="checkbox"/>


50329038000 Support tool			
 <p>50329038000</p>	Description/example of use Tool for holding components (locating drum)		
	used with model 150 SX 2014 150 SX 2015 125 SX 2014 125 SX 2015 Enduro E1 2 stroke 200 EXC 150 XC 200 XC-W		
Service	<input checked="" type="checkbox"/>	Repair	<input type="checkbox"/>
		optional	<input type="checkbox"/>

50429003000 Holding wrench			
 <p>50429003000</p>	Description/example of use Tool for holding components (clutch, primary gear wheel)		
	used with model 150 SX 2016 150 SX 2017 150 SX 2018 125 SX 2016 125 SX 2017 125 SX 2018 125 XC-W 2017		

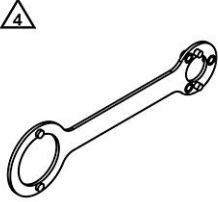
50429003000 Holding wrench			
	125 XC-W 2018		
	150 XC-W 2017		
	150 XC-W 2018		
Service	<input checked="" type="checkbox"/>	Repair	<input type="checkbox"/>
		optional	<input type="checkbox"/>



50529003000 Holding wrench			
 <p>50529003000</p>	Description/example of use		
	Tool for holding components (clutch, primary gear wheel)		
	used with model		
	150 SX 2019		
	150 SX 2020		
	150 SX 2021		
	150 SX 2022		
	125 SX 2019		
	125 SX 2020		
	125 SX 2021		
	125 SX 2022		
	150 EXC		
	125 XC		
	125 XC-W 2019		
	150 XC-W 2019		
	150 XC-W 2020		
	150 XC-W 2021		
	150 XC-W 2022		
Service	<input checked="" type="checkbox"/>	Repair	<input type="checkbox"/>
		optional	<input type="checkbox"/>



50529012000 Holding wrench			
 <p>50529012000</p>	Description/example of use		
	Tool for holding components (rotor)		
	used with model		
	150 SX 2021		
	150 SX 2022		
	125 SX 2021		
	125 SX 2022		
	150 EXC		
	125 XC		
	125 XC-W 2019		
	150 XC-W 2019		
	150 XC-W 2020		
	150 XC-W 2021		
	150 XC-W 2022		
Service	<input type="checkbox"/>	Repair	<input checked="" type="checkbox"/>
		optional	<input type="checkbox"/>

51129003000 Holding wrench	
 <p>51129003000</p>	<p>Description/example of use</p> <p>Tool for holding components (clutch)</p> <p>used with model</p> <p>150 SX 2014 150 SX 2015 250 SX 350 SX-F 2016 350 SX-F 2017 350 SX-F 2018 350 SX-F 2019 350 SX-F 2020 350 SX-F 2021 350 SX-F 2022 450 SX-F 125 SX 2014 125 SX 2015 MX2 4 stroke Enduro E1 Enduro E2 Enduro E3 Freeride Dual Sport 150 XC 150 XC-W 2020 150 XC-W 2021 150 XC-W 2022 Cross Country E1 4 stroke Cross Country E2 2 stroke 350 XC-F 2016 350 XC-F 2017 350 XC-F 2018 350 XC-F 2019 350 XC-F 2020 350 XC-F 2021 350 XC-F 2022 350 XCF-W 350 XCF-W Six Days 450 XC-F 450 XC-W Cross Country E3 450 SMR 2021 450 SMR 2022 Travel Enduro 250 Duke 390 Duke 790 Duke 890 Duke 890 Duke R Naked Big RC 250 RC 390 Super Bike Big Touring</p>




51129003000 Holding wrench			
	alternative tools		
	63529003000 80029003000		
Service	<input checked="" type="checkbox"/>	Repair	<input type="checkbox"/>
		optional	<input type="checkbox"/>

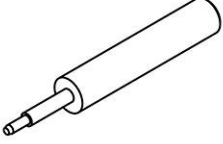
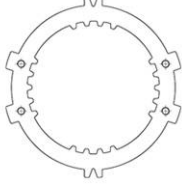
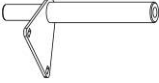
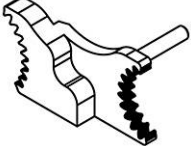
54629012200 Holding wrench			
 <p>54629012200</p>	Description/example of use Tool for holding components (clutch,rotor)		
	used with model Mini MX 2 stroke MX1 2 stroke MX2 2 stroke Enduro E1 2 stroke 250 EXC 2017 250 EXC 2018 250 EXC 2019 250 EXC Six Days 2017 250 EXC Six Days 2018 250 EXC Six Days 2019 300 EXC 2017 300 EXC 2018 300 EXC 2019 300 EXC Six Days 2017 300 EXC Six Days 2018 300 EXC Six Days 2019 125 XC 150 XC 250 XC-W 2017 250 XC-W 2018 250 XC-W 2019 250 XC 2017 250 XC 2018 250 XC 2019 300 XC 2017 300 XC 2018 300 XC 2019 300 XC-W 2017 300 XC-W 2018 300 XC-W 2019 300 XC-W Six Days 2017 300 XC-W Six Days 2018 300 XC-W Six Days 2019		
Service	<input type="checkbox"/>	Repair	<input checked="" type="checkbox"/>
		optional	<input type="checkbox"/>

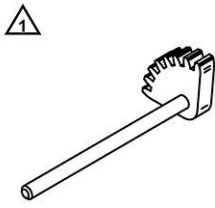
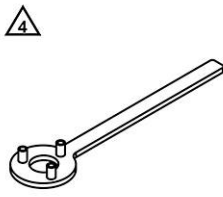
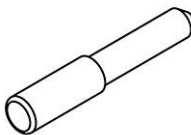

55129001000 Holding wrench		
  55129001000	Description/example of use Tool for holding components (rotor)	
	used with model 200 EXC 250 EXC 2014 250 EXC 2015 250 EXC 2016 250 EXC Six Days 2014 250 EXC Six Days 2015 250 EXC Six Days 2016 250 EXC Factory Edition 300 EXC 2014 300 EXC 2015 300 EXC 2016 300 EXC Six Days 2014 300 EXC Six Days 2015 300 EXC Six Days 2016 300 EXC Factory Edition Freeride Dual Sport 2 stroke 125 XC-W 150 XC-W 2017 150 XC-W 2018 150 XC-W 2019 200 XC-W 250 XC-W 2014 250 XC-W 2015 250 XC-W 2016 250 XC 2014 250 XC 2015 250 XC 2016 300 XC 2014 300 XC 2015 300 XC 2016 300 XC-W 2014 300 XC-W 2015 300 XC-W 2016 300 XC-W Six Days 2014 300 XC-W Six Days 2015 300 XC-W Six Days 2016	
	Service <input type="checkbox"/>	Repair <input checked="" type="checkbox"/>
	optional <input type="checkbox"/>	

55429012000 Holding wrench		
  55429012000	Description/example of use Tool for holding components (rotor)	
	used with model 250 SX 2017 250 SX 2018 250 SX 2019 250 EXC 2017 250 EXC 2018 250 EXC 2019	

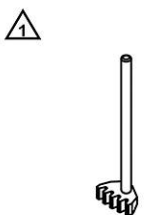
55429012000 Holding wrench						
			250 EXC 2020			
			250 EXC 2021			
			250 EXC 2022			
			250 EXC Six Days 2017			
			250 EXC Six Days 2018			
			250 EXC Six Days 2019			
			250 EXC Six Days 2020			
			250 EXC Six Days 2021			
			250 EXC Six Days 2022			
			300 EXC 2017			
			300 EXC 2018			
			300 EXC 2019			
			300 EXC 2020			
			300 EXC 2020			
			300 EXC 2021			
			300 EXC 2022			
			300 EXC Six Days 2017			
			300 EXC Six Days 2018			
			300 EXC Six Days 2019			
			300 EXC Six Days 2020			
			300 EXC Six Days 2021			
			300 EXC Six Days 2022			
			250 XC-W 2017			
			250 XC-W 2018			
			250 XC-W 2019			
			250 XC-W 2020			
			250 XC-W 2021			
			250 XC-W 2022			
			250 XC 2017			
			250 XC 2018			
			250 XC 2019			
			250 XC 2020			
			250 XC 2021			
			250 XC 2022			
			300 XC 2017			
			300 XC 2018			
			300 XC 2019			
			300 XC 2020			
			300 XC 2021			
			300 XC 2022			
			300 XC-W 2017			
			300 XC-W 2018			
			300 XC-W 2019			
			300 XC-W 2020			
			300 XC-W 2021			
			300 XC-W 2022			
			300 XC-W Six Days 2017			
			300 XC-W Six Days 2018			
			300 XC-W Six Days 2019			
			300 XC-W Six Days 2020			
	Service	<input type="checkbox"/>	Repair	<input checked="" type="checkbox"/>	optional	<input type="checkbox"/>

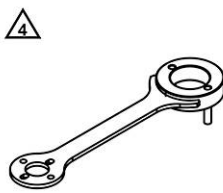
56012004000 Gear segment		
 <p>56012004000</p>	<p>Description/example of use Tool for holding components (clutch)</p> <p>used with model 250 SX 250 EXC 250 EXC Six Days 250 EXC Factory Edition Enduro E3 2 stroke Freeride Dual Sport 2 stroke 250 XC-W 250 XC Cross Country E3 2 stroke</p>	<p>Service <input type="checkbox"/> Repair <input checked="" type="checkbox"/> optional <input type="checkbox"/></p>
59029003100 Holding wrench		
 <p>59029003100</p>	<p>Description/example of use Tool for holding components (clutch)</p> <p>used with model 350 SX-F 2014 350 SX-F 2015 350 XC-F 2014 350 XC-F 2015</p>	<p>Service <input checked="" type="checkbox"/> Repair <input type="checkbox"/> optional <input type="checkbox"/></p>
61229015000 Locking screw		
 <p>61229015000</p>	<p>Description/example of use Tool for securing components (crankshaft in TDC position)</p> <p>used with model 690 SMC R 2019 690 SMC R 2020 690 SMC R 2021 Travel Enduro 690 Enduro R 2019 690 Enduro R 2020 690 Enduro R 2021 250 Duke 390 Duke 690 Duke 2016 690 Duke 2017 690 Duke 2018 690 Duke 2019 690 Duke R 2016 690 Duke R 2017 790 Duke 890 Duke 890 Duke R Naked Big RC 250</p>	


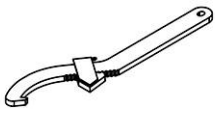
61229015000 Locking screw			
	RC 390 Super Bike Big Touring		
	Service	<input checked="" type="checkbox"/>	Repair optional <input type="checkbox"/>
61329033000 Locking pin			
 <p>61329033000</p>	Description/example of use Tool for securing components (spread transmission)		
	used with model 1290 Super Adventure 1290 Super Adventure T 1290 Super Adventure S 1290 Super Adventure R		
Service	<input checked="" type="checkbox"/>	Repair optional <input type="checkbox"/>	
63529003000 Holding wrench			
 <p>63529003000</p>	Description/example of use Tool for holding components (clutch)		
	used with model 790 Adventure R 2019 790 Adventure R 2020 790 Adventure S 2019 790 Adventure S 2020 790 Adventure R Rally 790 Duke 2018 790 Duke 2019 790 Duke 2020 890 Duke R 2020 alternative tools 51129003000		
Service	<input type="checkbox"/>	Repair optional <input type="checkbox"/>	optional <input checked="" type="checkbox"/>
63529055090 Socket pin			
 <p>63529055090</p>	Description/example of use Tool for securing the link fork when the engine is removed		
	used with model Travel Mid 790 Duke 890 Duke 890 Duke R		
Service	<input type="checkbox"/>	Repair <input checked="" type="checkbox"/>	optional <input type="checkbox"/>
70029032000 Gear segment			
 <p>70029032000</p>	Description/example of use Tool for holding components (transmission shafts)		
	used with model Freeride E-Ride Supermoto E-Ride		
Service	<input type="checkbox"/>	Repair <input checked="" type="checkbox"/>	optional <input type="checkbox"/>

75029081000 Gear segment		
 <p>75029081000</p>	<p>Description/example of use Tool for holding components (clutch)</p> <p>used with model Supermoto / Dual Sport Dual Sport Enduro 690 Duke 690 Duke R</p>	<p>Service <input type="checkbox"/> Repair <input checked="" type="checkbox"/> optional <input type="checkbox"/></p>
75029091000 Holding wrench		
 <p>75029091000</p>	<p>Description/example of use Tool for holding components (rotor)</p> <p>used with model Supermoto / Dual Sport Dual Sport Enduro 690 Duke 690 Duke R</p>	<p>Service <input type="checkbox"/> Repair <input checked="" type="checkbox"/> optional <input type="checkbox"/></p>
77329010000 Locking screw		
 <p>77329010000</p>	<p>Description/example of use Tool for securing components (crankshaft in TDC position)</p> <p>used with model Supermoto / Dual Sport Dual Sport Enduro 690 Duke 2014 690 Duke 2015 690 Duke R 2014 690 Duke R 2015 1290 Super Duke GT 2018 1290 Super Duke GT 2019 1290 Super Duke GT 2020 1290 Super Duke GT 2021</p>	<p>Service <input checked="" type="checkbox"/> Repair <input type="checkbox"/> optional <input type="checkbox"/></p>
80029003000 Holding wrench		
 <p>80029003000</p>	<p>Description/example of use Tool for holding components (clutch)</p> <p>used with model 250 SX 2014 250 SX 2015 250 SX 2016 250 SX 2017 250 SX 2018 250 SX 2019 250 SX 2020 MX1 4 stroke MX2 4 stroke Enduro E1 4 stroke 250 EXC 2014</p>	

80029003000 Holding wrench					
	250 EXC 2015 250 EXC 2016 250 EXC 2017 250 EXC 2018 250 EXC 2019 250 EXC 2020 250 EXC Six Days 2014 250 EXC Six Days 2015 250 EXC Six Days 2016 250 EXC Six Days 2017 250 EXC Six Days 2018 250 EXC Six Days 2019 250 EXC Six Days 2020 250 EXC Factory Edition Enduro E2 4 stroke Enduro E3 Rally Freeride Dual Sport Cross Country E1 4 stroke Cross Country E2 4 stroke Cross Country E3 4 stroke alternative tools 51129003000				
	Service	<input type="checkbox"/>	Repair	<input type="checkbox"/>	optional

80029004000 Gear segment					
 <p>80029004000</p>	Description/example of use Tool for holding components (clutch)				
	used with model 450 SX-F 450 EXC 450 EXC Six Days 450 EXC Factory Edition Enduro E3 4 stroke Freeride Dual Sport 2 stroke 450 XC-F 450 XC-W Cross Country E3 4 stroke Supermoto Competition				
Service	<input type="checkbox"/>	Repair	<input checked="" type="checkbox"/>	optional	<input type="checkbox"/>



90129012000 Holding wrench					
 <p>90129012000</p>	Description/example of use Tool for securing components (clutch, camshaft)				
	used with model 125 Duke 200 Duke RC 125 RC 200				
Service	<input type="checkbox"/>	Repair	<input checked="" type="checkbox"/>	optional	<input type="checkbox"/>

90129051000 Hook wrench	
  <p>90129051000</p>	<p>Description/example of use</p> <p>Tool for securing components (steering head bearing)</p> <p>used with model</p> <p>85 SX 2019</p> <p>85 SX 2020</p> <p>85 SX 2021</p> <p>85 SX 2022</p> <p>150 SX 2017</p> <p>150 SX 2018</p> <p>150 SX 2019</p> <p>150 SX 2020</p> <p>150 SX 2021</p> <p>150 SX 2022</p> <p>250 SX 2017</p> <p>250 SX 2018</p> <p>250 SX 2019</p> <p>250 SX 2020</p> <p>250 SX 2021</p> <p>250 SX 2022</p> <p>350 SX-F 2017</p> <p>350 SX-F 2018</p> <p>350 SX-F 2019</p> <p>350 SX-F 2020</p> <p>350 SX-F 2021</p> <p>350 SX-F 2022</p> <p>450 SX-F 2017</p> <p>450 SX-F 2018</p> <p>450 SX-F 2019</p> <p>450 SX-F 2020</p> <p>450 SX-F 2021</p> <p>450 SX-F 2022</p> <p>125 SX 2017</p> <p>125 SX 2018</p> <p>125 SX 2019</p> <p>125 SX 2020</p> <p>125 SX 2021</p> <p>125 SX 2022</p> <p>250 SX-F 2017</p> <p>250 SX-F 2018</p> <p>250 SX-F 2019</p> <p>250 SX-F 2020</p> <p>250 SX-F 2021</p> <p>250 SX-F 2022</p> <p>250 EXC-F 2017</p> <p>250 EXC-F 2018</p> <p>250 EXC-F 2019</p> <p>250 EXC-F 2020</p> <p>250 EXC-F 2021</p> <p>250 EXC-F 2022</p> <p>250 EXC-F Six Days 2017</p> <p>250 EXC-F Six Days 2018</p> <p>250 EXC-F Six Days 2019</p>


90129051000 Hook wrench	
	250 EXC-F Six Days 2020
	250 EXC-F Six Days 2021
	250 EXC-F Six Days 2022
	150 EXC
	250 EXC 2017
	250 EXC 2018
	250 EXC 2019
	250 EXC 2020
	250 EXC 2021
	250 EXC 2022
	250 EXC Six Days 2017
	250 EXC Six Days 2018
	250 EXC Six Days 2019
	250 EXC Six Days 2020
	250 EXC Six Days 2021
	250 EXC Six Days 2022
	350 EXC-F 2017
	350 EXC-F 2018
	350 EXC-F 2019
	350 EXC-F 2020
	350 EXC-F 2021
	350 EXC-F 2022
	350 EXC-F Six Days 2017
	350 EXC-F Six Days 2018
	350 EXC-F Six Days 2019
	350 EXC-F Six Days 2020
	350 EXC-F Six Days 2021
	350 EXC-F Six Days 2022
	450 EXC 2017
	450 EXC 2018
	450 EXC 2019
	450 EXC 2020
	450 EXC 2021
	450 EXC 2022
	450 EXC Six Days 2017
	450 EXC Six Days 2018
	450 EXC Six Days 2019
	450 EXC Six Days 2020
	450 EXC Six Days 2021
	450 EXC Six Days 2022
	300 EXC 2017
	300 EXC 2018
	300 EXC 2019
	300 EXC 2020
	300 EXC 2020
	300 EXC 2021
	300 EXC 2022
	300 EXC Six Days 2017
	300 EXC Six Days 2018
	300 EXC Six Days 2019
	300 EXC Six Days 2020
	300 EXC Six Days 2021
	300 EXC Six Days 2022

90129051000 Hook wrench	
	500 EXC 2017
	500 EXC 2018
	500 EXC 2019
	500 EXC 2020
	500 EXC 2021
	500 EXC 2022
	500 EXC Six Days 2017
	500 EXC Six Days 2018
	500 EXC Six Days 2019
	500 EXC Six Days 2020
	500 EXC Six Days 2021
	500 EXC Six Days 2022
	Freeride 250 F
	Freeride E-XC NG EU 2018
	Freeride E-XC 2019
	Freeride E-XC 2020
	Freeride E-XC 2021
	Freeride E-XC 2022
	125 XC
	125 XC-W
	150 XC-W
	250 XC-F 2017
	250 XC-F 2018
	250 XC-F 2019
	250 XC-F 2020
	250 XC-F 2021
	250 XC-F 2022
	250 XC-W 2017
	250 XC-W US 2018
	250 XC-W 2019
	250 XC-W 2020
	250 XC-W 2021
	250 XC-W 2022
	250 XC 2017
	250 XC 2018
	250 XC 2019
	250 XC 2020
	250 XC 2021
	250 XC 2022
	350 XC-F 2017
	350 XC-F 2018
	350 XC-F 2019
	350 XC-F 2020
	350 XC-F 2021
	350 XC-F 2022
	350 XCF-W 2020
	350 XCF-W 2021
	350 XCF-W 2022
	450 XC-F 2017
	450 XC-F 2018
	450 XC-F 2019
	450 XC-F 2020
	450 XC-F 2021

90129051000 Hook wrench			
	450 XC-F 2022		
	300 XC 2017		
	300 XC 2018		
	300 XC 2019		
	300 XC 2020		
	300 XC 2021		
	300 XC 2022		
	300 XC-W 2017		
	300 XC-W 2018		
	300 XC-W 2019		
	300 XC-W 2020		
	300 XC-W 2021		
	300 XC-W 2022		
	300 XC-W Six Days 2017		
	300 XC-W Six Days 2018		
	300 XC-W Six Days 2019		
	300 XC-W Six Days 2020		
	500 XC-W 2020		
	500 XCF-W 2021		
	500 XCF-W 2022		
	450 SMR 2021		
	450 SMR 2022		
	690 SMC R 2019		
	690 SMC R 2020		
	690 SMC R 2021		
	Travel Small		
	690 Enduro R 2019		
	690 Enduro R 2020		
690 Enduro R 2021			
Naked Small			
Super Bike Small			
Service	<input checked="" type="checkbox"/>	Repair	<input type="checkbox"/>
		optional	<input type="checkbox"/>

90129081100 Gear segment			
  <p>90129081100</p>	<p>Description/example of use</p> <p>Tool for holding components (clutch)</p> <p>used with model</p> <p>125 Duke</p> <p>200 Duke</p> <p>RC 125</p> <p>RC 200</p>		
	Service	<input type="checkbox"/>	Repair
		optional	<input type="checkbox"/>

7.1 Overview



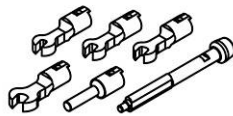
Torque wrench kit (58429094000) (🗨️ p. 80)

Bit for torque wrench (58429094100) (🗨️ p. 81)

Torque wrench (70029018000) (🗨️ p. 81)

Fork airpump (79412966100) (🗨️ p. 81)

58429094000 Torque wrench kit



58429094000

Description/example of use

Torque wrench with various bits in the kit for tightening fittings to tightening torque (spokes)

Technical data

Torque: 3 ... 15 Nm (2.2 ... 11.1 lbf ft)

Open ended bit: 3.9 mm (0.154 in)

Open ended bit: 4.9 mm (0.193 in)

Open ended bit: 5.5 mm (0.217 in)

Open ended bit: 6.0 mm (0.236 in)

Open ended bit: 6.8 mm (0.268 in)

Bit diameter: 5.9 mm (0.232 in)

used with model

Mini

MX

Enduro E1

Enduro E2

Enduro E3

450 Rally 2014

450 Rally 2015

450 Rally 2016

450 Rally 2017

450 Rally 2019

450 Rally 2020

450 Rally 2021

Freeride

Cross Country

Supermoto Competition

Supermoto E-Ride

1050 Adventure

1190 Adventure

1190 Adventure R

1290 Super Adventure

1290 Super Adventure T

690 Duke

690 Duke R

1290 Super Duke R 2014

1290 Super Duke R 2015

1290 Super Duke R 2016

1290 Super Duke R Special Edition

matching tools / articles are

58429094100 (Scope of supply)

Service

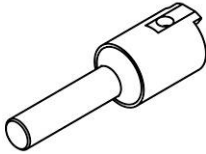


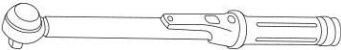
Repair

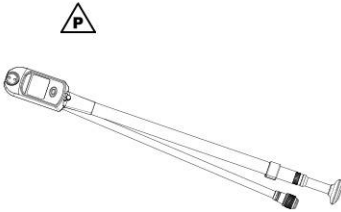


optional



58429094100 Bit for torque wrench	
 <p>58429094100</p>	<p>Description/example of use Tool for tightening steering head bearing</p> <p>Technical data Diameter: 5.9 mm (0.232 in)</p> <p>used with model 1050 Adventure 1190 Adventure 1190 Adventure R 1290 Super Adventure 1290 Super Adventure T 690 Duke 690 Duke R 1290 Super Duke R 2014 1290 Super Duke R 2015 1290 Super Duke R 2016 1290 Super Duke R Special Edition</p>
	<p>for use with 58429094000</p>
Spare parts	

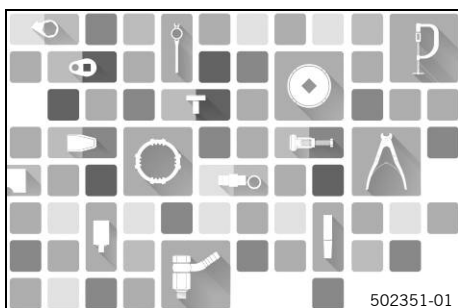
70029018000 Torque wrench	
 <p>70029018000</p>	<p>Description/example of use Tool for tightening fittings to a tightening torque</p> <p>Technical data Torque: 1 ... 5 Nm (0.7 ... 3.7 lbf ft) Drive: 1/4 in</p> <p>used with model Freeride E-Ride Supermoto E-Ride</p>
	<p>Service <input type="checkbox"/> Repair <input checked="" type="checkbox"/> optional <input type="checkbox"/></p>

79412966100 Fork airpump	
 <p>79412966100</p>	<p>Description/example of use Pump for adjusting fork air pressure on the air suspension fork</p> <p>Technical data Maximum pressure: 20 bar (290 psi) Display: Digital pressure gauge Valve connection: Schrader valve Units: bar, psi and kg/cm² Material: Aluminum tube</p> <p>used with model 50 SX 2017 50 SX 2018 50 SX 2019 50 SX 2020 50 SX 2021 50 SX 2022 50 SX Mini 2017 50 SX Mini 2018 50 SX Mini 2019 50 SX Mini 2020 50 SX Mini 2021 50 SX Mini 2022 65 SX 2017 65 SX 2018</p>

79412966100 Fork airpump	
	65 SX 2019
	65 SX 2020
	65 SX 2020
	65 SX 2021
	65 SX 2022
	85 SX 2019
	85 SX 2020
	85 SX 2021
	85 SX 2022
	Mini MX Electro
	150 SX EU 2016
	150 SX 2017
	150 SX 2018
	150 SX 2019
	150 SX 2020
	150 SX 2021
	150 SX 2022
	250 SX 2017
	250 SX 2018
	250 SX 2019
	250 SX 2020
	250 SX 2021
	250 SX 2022
	350 SX-F EU 2016
	350 SX-F 2017
	350 SX-F 2018
	350 SX-F 2019
	350 SX-F 2020
	350 SX-F 2021
	350 SX-F 2022
	450 SX-F EU 2016
	450 SX-F Factory Edition US 2016
	450 SX-F 2017
	450 SX-F 2018
	450 SX-F 2019
	450 SX-F 2020
	450 SX-F 2021
	450 SX-F 2022
	125 SX EU 2016
	125 SX 2017
	125 SX 2018
	125 SX 2019
	125 SX 2020
	125 SX 2021
	125 SX 2022
	250 SX-F EU 2016
	250 SX-F Factory Edition US 2016
	250 SX-F 2017
	250 SX-F 2018
	250 SX-F 2019
	250 SX-F 2020
	250 SX-F 2021
	250 SX-F 2022

79412966100 Fork airpump		
	350 EXC-F 2021	
	350 EXC-F 2022	
	350 EXC-F Six Days 2021	
	350 EXC-F Six Days 2022	
	125 XC	
	250 XC-F 2017	
	250 XC-F 2018	
	250 XC-F 2019	
	250 XC-F 2020	
	250 XC-F 2021	
	250 XC-F 2022	
	250 XC 2017	
	250 XC 2018	
	250 XC 2019	
	250 XC 2020	
	250 XC 2021	
	250 XC 2022	
	350 XC-F 2017	
	350 XC-F 2018	
	350 XC-F 2019	
	350 XC-F 2020	
	350 XC-F 2021	
	350 XC-F 2022	
	350 XCF-W 2021	
	350 XCF-W 2022	
	450 XC-F 2017	
	450 XC-F 2018	
	450 XC-F 2019	
	450 XC-F 2020	
	450 XC-F 2021	
	450 XC-F 2022	
	300 XC 2017	
	300 XC 2018	
	300 XC 2019	
	300 XC 2020	
	300 XC 2021	
	300 XC 2022	
	450 SMR 2021	
	450 SMR 2022	
	Service <input checked="" type="checkbox"/>	Repair <input type="checkbox"/>
		optional <input type="checkbox"/>

7.2 Wall tool organizer overview



- Setting gauge (45129006000) (📖 p. 84)

- Setting gauge (46129006100) (📖 p. 84)

- Setting gauge (47029006000) (📖 p. 84)

- Measurement cap (47229031000) (📖 p. 85)

- Dial gauge (50112013000) (📖 p. 85)

- Dial gauge support (50112030000) (📖 p. 85)



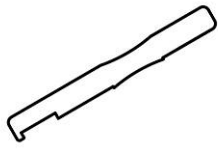
- Measurement cap (50329031000) (📖 p. 86)


- Measurement cap (50429031000) (📖 p. 86)

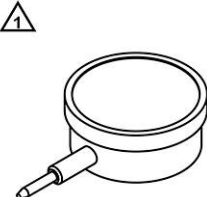
- Measurement cap (52329031000) (📖 p. 86)

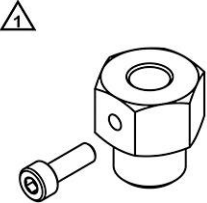
- Setting gauge (54829001100) (📖 p. 87)

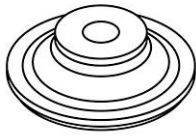
Feeler gauge (59029041100) (📖 p. 87)
Angle disc (60029010000) (📖 p. 88)
Plastigauge clearance gauge (60029012000) (📖 p. 88)
Testing hose (61029093000) (📖 p. 89)
Pressure testing tool (61029094000) (📖 p. 90)
Hexagon socket bit (61229025000) (📖 p. 91)
Setting gauge (63529059000) (📖 p. 92)
Setting gauge (63529130000) (📖 p. 92)
Setting gauge (63529130000) (📖 p. 92)
Setting gauge (63629130000) (📖 p. 92)
Setting gauge (69329030000) (📖 p. 93)
Setting gauge (69329130000) (📖 p. 93)
Cooling system tester (70029019000) (📖 p. 93)
Testing hose (70029035000) (📖 p. 93)
Oil pressure adapter (75029094000) (📖 p. 93)
Oil pressure adapter (77329006000) (📖 p. 95)
Banjo bolt (79329006000) (📖 p. 96)
Oil pressure adapter (79429094000) (📖 p. 97)
Oil pressure adapter (90129094000) (📖 p. 98)


45129006000 Setting gauge			
 <p>45129006000</p>	Description/example of use Tool for checking the X dimension (piston protrusion)		
	used with model 50 SX 50 SX Mini 50 SXS 50 SXS Mini		
Service	<input checked="" type="checkbox"/>	Repair	<input type="checkbox"/>
		optional	<input type="checkbox"/>
46129006100 Setting gauge			
 <p>46129006100</p>	Description/example of use Tool for checking the X dimension (piston protrusion) and the ignition setting		
	used with model 65 SX		
Service	<input checked="" type="checkbox"/>	Repair	<input type="checkbox"/>
		optional	<input type="checkbox"/>
47029006000 Setting gauge			
 <p>47029006000</p>	Description/example of use Tool for checking the X dimension (piston protrusion) and the ignition setting		
	used with model 85 SX 2014 85 SX 2015 85 SX 2016 85 SX 2017		
Service	<input checked="" type="checkbox"/>	Repair	<input type="checkbox"/>
		optional	<input type="checkbox"/>


47229031000 Measurement cap		
 47229031000	Description/example of use Tool for dial gauge, for checking the X dimension (piston protrusion) for use with 50112030000 used with model 85 SX 2018 85 SX 2019 85 SX 2020 85 SX 2021 85 SX 2022	
Service	<input checked="" type="checkbox"/>	Repair optional <input type="checkbox"/>

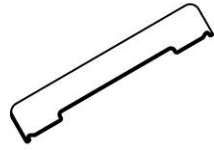
50112013000 Dial gauge		
 50112013000	Description/example of use Measuring device for measuring lengths or length differences, for checking the X dimension (piston protrusion) used with model 85 SX 2018 85 SX 2019 85 SX 2020 85 SX 2021 85 SX 2022 150 SX MX2 2 stroke Enduro E1 2 stroke 150 EXC 200 EXC Cross Country E1 2 stroke 200 XC-W	
Service	<input checked="" type="checkbox"/>	Repair optional <input type="checkbox"/> matching tools / articles are 50112030000

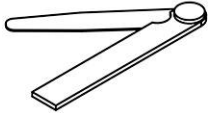
50112030000 Dial gauge support		
 50112030000	Description/example of use Tool for dial gauge, for checking the X dimension (piston protrusion) for use with 50112013000 used with model 150 SX MX2 2 stroke Enduro E1 2 stroke 150 EXC 200 EXC Cross Country E1 2 stroke 200 XC-W	
Service	<input checked="" type="checkbox"/>	Repair optional <input type="checkbox"/> matching tools / articles are 47229031000 50329031000 50429031000 52329031000

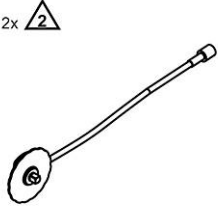
50329031000 Measurement cap		
 <p>50329031000</p>	Description/example of use Tool for dial gauge, for checking the X dimension (piston protrusion) for use with 50112030000	
	used with model 150 SX 2014 150 SX 2015 125 SX 2014 125 SX 2015 Enduro E1 2 stroke 150 XC	
Service	<input checked="" type="checkbox"/>	Repair optional <input type="checkbox"/>

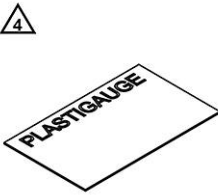
50429031000 Measurement cap		
 <p>50429031000</p>	Description/example of use Tool for dial gauge, for checking the X dimension (piston protrusion) for use with 50112030000	
	used with model 150 SX 2016 150 SX 2017 150 SX 2018 150 SX 2019 150 SX 2020 150 SX 2021 150 SX 2022 125 SX 2016 125 SX 2017 125 SX 2018 125 SX 2019 125 SX 2020 125 SX 2021 125 SX 2022 150 EXC 125 XC 125 XC-W 150 XC-W	
Service	<input checked="" type="checkbox"/>	Repair optional <input type="checkbox"/>

52329031000 Measurement cap		
 <p>52329031000</p>	Description/example of use Tool for dial gauge, for checking the X dimension (piston protrusion) for use with 50112030000	
	used with model 200 EXC 200 XC-W	
Service	<input checked="" type="checkbox"/>	Repair optional <input type="checkbox"/>

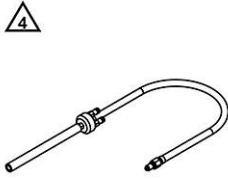
54829001100 Setting gauge		
 <p>54829001100</p>	<p>Description/example of use</p> <p>Tool for checking the X dimension (piston protrusion)</p> <p>used with model</p> <p>250 SX</p> <p>250 EXC</p> <p>250 EXC Six Days</p> <p>250 EXC Factory Edition</p> <p>Enduro E3 2 stroke</p> <p>Freeride Dual Sport 2 stroke</p> <p>250 XC-W</p> <p>250 XC</p> <p>Cross Country E3 2 stroke</p>	
	<p>Service <input checked="" type="checkbox"/></p>	<p>Repair <input type="checkbox"/></p>

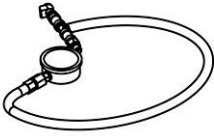
59029041100 Feeler gauge		
 <p>59029041100</p>	<p>Description/example of use</p> <p>Tool for checking and measuring installed gaps</p> <p>Technical data</p> <p>5 piece: 0.10 ... 0.25 mm (0.0039 ... 0.0098 in)</p> <p>used with model</p> <p>Mini MX 2 stroke</p> <p>MX</p> <p>Enduro</p> <p>Freeride Dual Sport</p> <p>Cross Country E1</p> <p>Cross Country E2</p> <p>300 XC</p> <p>300 XC-W</p> <p>300 XC-W Six Days 2014</p> <p>300 XC-W Six Days 2015</p> <p>300 XC-W Six Days 2016</p> <p>300 XC-W Six Days 2017</p> <p>300 XC-W Six Days 2018</p> <p>300 XC-W Six Days 2019</p> <p>Cross Country E3 4 stroke</p> <p>Supermoto Competition</p> <p>Supermoto / Dual Sport</p> <p>Travel</p> <p>Naked Bike</p> <p>Sport Bike</p> <p>Touring</p>	
	<p>Service <input checked="" type="checkbox"/></p>	<p>Repair <input type="checkbox"/></p>


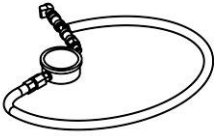
60029010000 Angle disc		
 <p>60029010000</p>	<p>Description/example of use Tool for tightening bolts with rotation angle (cylinder head nuts, conrod bearing bolts)</p> <p>Technical data Driver system / tip: 1/2 in used with model</p> <p>350 SX-F 2014 350 SX-F 2015 250 SX-F 2014 250 SX-F EU 2015 250 SX-F US 2015 250 EXC-F 2014 250 EXC-F 2015 250 EXC-F 2016 250 EXC-F Six Days 2014 250 EXC-F Six Days 2015 250 EXC-F Six Days 2016 250 EXC-F Factory Edition 250 XC-F 2014 250 XC-F 2015 250 XCF-W 350 XC-F 2014 350 XC-F 2015 Travel Mid Travel Big 390 Adventure 2021 390 Duke 2021 790 Duke 890 Duke 890 Duke R Naked Big RC 390 2021 Super Bike Big Touring</p>	
	<p>Service <input type="checkbox"/></p>	<p>Repair <input checked="" type="checkbox"/></p>
		<p>optional <input type="checkbox"/></p>

60029012000 Plastigauge clearance gauge		
 <p>60029012000</p>	<p>Description/example of use Tool for measuring bearing play</p> <p>Technical data 0.025 ... 0.175 mm (0.00098 ... 0.00689 in) used with model</p> <p>350 SX-F MX2 4 stroke Enduro E1 4 stroke 350 EXC-F 350 EXC-F Six Days 350 EXC-F Factory Edition Freeride Dual Sport 4 stroke Cross Country E1 4 stroke 350 XC-F 350 XCF-W 350 XCF-W Six Days Travel Enduro</p>	

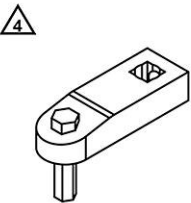
60029012000 Plastigauge clearance gauge			
	Naked Small 790 Duke 890 Duke 890 Duke R Naked Big Sport Bike Touring		
	Service	<input type="checkbox"/>	Repair
			optional <input type="checkbox"/>

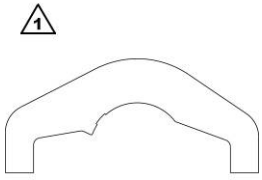
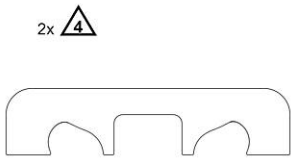
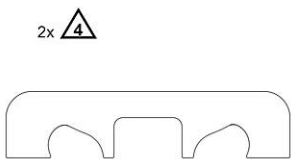

61029093000 Testing hose	
 <p>61029093000</p>	<p>Description/example of use</p> <p>Hose for pressure testing tool, for checking the fuel pressure for use with 61029094000</p> <p>used with model</p> <p>MX1 4 stroke MX2 4 stroke Enduro E1 4 stroke 150 EXC 250 EXC TPI EU 2018 250 EXC 2019 250 EXC 2020 250 EXC 2021 250 EXC 2022 250 EXC Six Days 2018 250 EXC Six Days 2019 250 EXC Six Days 2020 250 EXC Six Days 2021 250 EXC Six Days 2022 Enduro E2 4 stroke 300 EXC TPI EU 2018 300 EXC TPI EU 2019 300 EXC 2020 300 EXC 2020 300 EXC 2021 300 EXC 2022 300 EXC Six Days 2018 300 EXC Six Days 2019 300 EXC Six Days 2020 300 EXC Six Days 2021 300 EXC Six Days 2022 Enduro E3 4 stroke Freeride Dual Sport 4 stroke 150 XC-W 2020 150 XC-W 2021 150 XC-W 2022 Cross Country E1 4 stroke 250 XC-W TPI US 2018 250 XC-W 2019 250 XC-W 2020 250 XC-W 2021 250 XC-W 2022 250 XC 2020</p>



61029093000 Testing hose					
 <p>61029094000</p>	250 XC 2021				
	250 XC 2022				
	Cross Country E2 4 stroke				
	300 XC 2020				
	300 XC 2021				
	300 XC 2022				
	300 XC-W 2019				
	300 XC-W 2020				
	300 XC-W 2021				
	300 XC-W 2022				
	300 XC-W Six Days 2019				
	300 XC-W Six Days 2020				
	Cross Country E3 4 stroke				
	Supermoto Competition				
	Supermoto / Dual Sport				
Travel					
Naked Bike					
Sport Bike					
Touring					
Service	<input checked="" type="checkbox"/>	Repair	<input type="checkbox"/>	optional	<input type="checkbox"/>



61029094000 Pressure testing tool			
<p>4x </p>  <p>61029094000</p>	Description/example of use		
	Tool for checking fuel and oil pressure		
	used with model	matching tools / articles are	
	MX1 4 stroke	61029093000	
	MX2 4 stroke	75029094000	
	Enduro E1 4 stroke	77329006000	
	150 EXC	79329006000	
	250 EXC TPI EU 2018	79429094000	
	250 EXC 2019	90129094000	
	250 EXC 2020		
	250 EXC 2021		
	250 EXC 2022		
	250 EXC Six Days 2018		
	250 EXC Six Days 2019		
	250 EXC Six Days 2020		
	250 EXC Six Days 2021		
	250 EXC Six Days 2022		
	Enduro E2 4 stroke		
	300 EXC TPI EU 2018		
	300 EXC TPI EU 2019		
	300 EXC 2020		
	300 EXC 2020		
	300 EXC 2021		
	300 EXC 2022		
	300 EXC Six Days 2018		
300 EXC Six Days 2019			
300 EXC Six Days 2020			
300 EXC Six Days 2021			
300 EXC Six Days 2022			
Enduro E3 4 stroke			

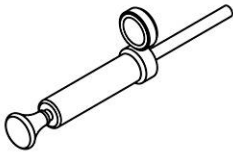

61029094000 Pressure testing tool			
	Freeride Dual Sport 4 stroke 150 XC-W 2020 150 XC-W 2021 150 XC-W 2022 Cross Country E1 4 stroke 250 XC-W TPI US 2018 250 XC-W 2019 250 XC-W 2020 250 XC-W 2021 250 XC-W 2022 250 XC 2020 250 XC 2021 250 XC 2022 Cross Country E2 4 stroke 300 XC 2020 300 XC 2021 300 XC 2022 300 XC-W 2019 300 XC-W 2020 300 XC-W 2021 300 XC-W 2022 300 XC-W Six Days 2019 300 XC-W Six Days 2020 Cross Country E3 4 stroke Supermoto Competition Supermoto / Dual Sport Travel Naked Bike Sport Bike Touring		
	Service	<input checked="" type="checkbox"/>	Repair
			<input type="checkbox"/>
			optional
			<input type="checkbox"/>



61229025000 Hexagon socket bit	
 <p>61229025000</p>	<p>Description/example of use Bit for torque wrench, for tightening fittings to tightening torques (camshaft bearing support)</p> <p>Technical data Hexagon socket: 5 mm (0.2 in) Drive: 1/4 in</p> <p>used with model 1050 Adventure 1090 Adventure 1090 Adventure R 1090 Adventure S 1190 Adventure 1190 Adventure R 1290 Super Adventure 1290 Super Adventure T 1290 Super Adventure S 2017 1290 Super Adventure S 2018 1290 Super Adventure S 2019 1290 Super Adventure S 2020 1290 Super Adventure R 2017</p>



61229025000 Hexagon socket bit			
	1290 Super Adventure R 2018 1290 Super Adventure R 2019 1290 Super Adventure R 2020 Naked Big Super Bike Big Touring		
	Service	<input checked="" type="checkbox"/>	Repair optional <input type="checkbox"/>
63529059000 Setting gauge			
 <p>63529059000</p>	Description/example of use Tool for aligning the upper balancer shaft		
	used with model Travel Mid 790 Duke 890 Duke 890 Duke R		
Service	<input checked="" type="checkbox"/>	Repair optional <input type="checkbox"/>	
63529130000 Setting gauge			
 <p>63529130000</p>	Description/example of use Tool for aligning the camshafts		
	used with model 790 Duke		
Service	<input checked="" type="checkbox"/>	Repair optional <input type="checkbox"/>	
63529530000 Setting gauge			
 <p>63529530000</p>	Description/example of use Tool for aligning the camshafts		
	used with model Travel Mid		
Service	<input checked="" type="checkbox"/>	Repair optional <input type="checkbox"/>	
63629130000 Setting gauge			
 <p>63629130000</p>	Description/example of use Tool for aligning the camshafts		
	used with model 890 Duke 890 Duke R		
Service	<input checked="" type="checkbox"/>	Repair optional <input type="checkbox"/>	

69329030000 Setting gauge			
 <p>2x </p> <p>69329030000</p>	Description/example of use Tool for adjusting the valve timing on the front cylinder (cylinder 2)		
	used with model Super Bike Big		
Service	<input checked="" type="checkbox"/>	Repair	<input type="checkbox"/>
		optional	<input type="checkbox"/>

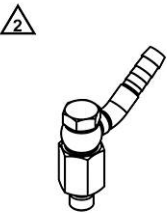
69329130000 Setting gauge			
 <p>2x </p> <p>69329130000</p>	Description/example of use Tool for adjusting the valve timing on the rear cylinder (cylinder 1)		
	used with model Super Bike Big		
Service	<input checked="" type="checkbox"/>	Repair	<input type="checkbox"/>
		optional	<input type="checkbox"/>

70029019000 Cooling system tester			
 <p></p> <p>70029019000</p>	Description/example of use Tool for leakage test (cooling system)		
	used with model Freeride E-Ride Supermoto E-Ride	matching tools / articles are 70029035000	
Service	<input type="checkbox"/>	Repair	<input checked="" type="checkbox"/>
		optional	<input type="checkbox"/>

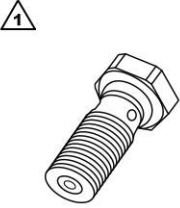
70029035000 Testing hose			
 <p></p> <p>70029035000</p>	Description/example of use Hose for cooling system tester, for checking the cooling system		
	used with model Freeride E-Ride Supermoto E-Ride	for use with 70029019000	
Service	<input type="checkbox"/>	Repair	<input checked="" type="checkbox"/>
		optional	<input type="checkbox"/>

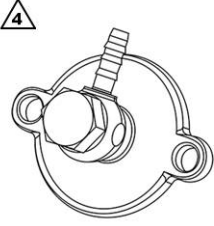
75029094000 Oil pressure adapter			
 <p></p> <p>75029094000</p>	Description/example of use Adapter for pressure testing tool, for checking oil pressure		
	used with model 450 SX-F 2014 450 SX-F EU 2015 450 SX-F US 2015 450 EXC 2014 450 EXC 2015 450 EXC 2016 450 EXC Six Days 2014	for use with 61029094000	

75029094000 Oil pressure adapter		
	450 EXC Six Days 2015	
	450 EXC Six Days 2016	
	450 EXC Factory Edition	
	500 EXC 2014	
	500 EXC 2015	
	500 EXC 2016	
	500 EXC Six Days 2014	
	500 EXC Six Days 2015	
	500 EXC Six Days 2016	
	450 XC-F 2014	
	450 XC-F 2015	
	450 XC-W	
	500 XC-W 2014	
	500 XC-W 2015	
	500 XC-W 2016	
	450 SMR 2014	
	Travel Mid	
	125 Duke 2014	
	125 Duke 2015	
	125 Duke 2016	
	200 Duke 2014	
	200 Duke 2015	
	200 Duke 2016	
	250 Duke 2015	
	250 Duke 2016	
	390 Duke 2014	
	390 Duke 2015	
	390 Duke 2016	
	790 Duke	
	890 Duke	
	890 Duke R	
	RC 125 2014	
	RC 125 2015	
	RC 125 2016	
	RC 200 2014	
	RC 200 2015	
	RC 200 2016	
	RC 250 2015	
	RC 250 2016	
	RC 390 2014	
	RC 390 2015	
	RC 390 2016	
	RC 390 CN 2017	
	RC 390 TH 2017	
	Super Bike Big	
	Service <input type="checkbox"/>	Repair <input checked="" type="checkbox"/>
		optional <input type="checkbox"/>

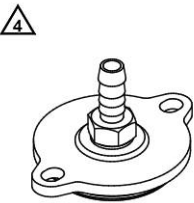
77329006000 Oil pressure adapter	
 <p>77329006000</p>	<p>Description/example of use</p> <p>Adapter for pressure testing tool, for checking oil pressure for use with 61029094000</p> <p>used with model</p> <p>350 SX-F 2014 350 SX-F 2015 350 SX-F 2016 350 SX-F 2017 350 SX-F 2018 250 SX-F 2014 250 SX-F 2015 250 SX-F 2016 250 SX-F 2017 250 SX-F 2018 250 SX-F 2019 250 EXC-F 2014 250 EXC-F 2015 250 EXC-F 2016 250 EXC-F 2017 250 EXC-F 2018 250 EXC-F 2019 250 EXC-F Six Days 2014 250 EXC-F Six Days 2015 250 EXC-F Six Days 2016 250 EXC-F Six Days 2017 250 EXC-F Six Days 2018 250 EXC-F Six Days 2019 250 EXC-F Factory Edition 350 EXC-F 2014 350 EXC-F 2015 350 EXC-F 2016 350 EXC-F 2017 350 EXC-F 2018 350 EXC-F 2019 350 EXC-F Six Days 2014 350 EXC-F Six Days 2015 350 EXC-F Six Days 2016 350 EXC-F Six Days 2017 350 EXC-F Six Days 2018 350 EXC-F Six Days 2019 350 EXC-F Factory Edition Freeride Dual Sport 4 stroke 250 XC-F 2014 250 XC-F 2015 250 XC-F 2016 250 XC-F 2017 250 XC-F 2018 250 XC-F 2019 250 XCF-W 350 XC-F 2014 350 XC-F 2015 350 XC-F 2016</p>

77329006000 Oil pressure adapter		
	350 XC-F 2017 350 XC-F 2018 350 XCF-W 2014 350 XCF-W 2015 350 XCF-W 2016 350 XCF-W Six Days Supermoto / Dual Sport Travel Big Dual Sport Enduro 690 Duke 690 Duke R Naked Big Touring	
	Service <input type="checkbox"/>	Repair <input checked="" type="checkbox"/>
	optional <input type="checkbox"/>	

79329006000 Banjo bolt		
 <p>79329006000</p>	Description/example of use Banjo bolt for pressure testing tool, for checking oil pressure for use with 61029094000	
	used with model 350 SX-F 2017 350 SX-F 2018 250 SX-F 2017 250 SX-F 2018 250 EXC-F 2017 250 EXC-F 2018 250 EXC-F 2019 250 EXC-F Six Days 2017 250 EXC-F Six Days 2018 250 EXC-F Six Days 2019 350 EXC-F 2017 350 EXC-F 2018 350 EXC-F 2019 350 EXC-F Six Days 2017 350 EXC-F Six Days 2018 350 EXC-F Six Days 2019 Freeride 250 F Freeride 350 2016 Freeride 350 2017 250 XC-F 2017 250 XC-F 2018 350 XC-F 2017 350 XC-F 2018	
	Service <input type="checkbox"/>	Repair <input checked="" type="checkbox"/>
	optional <input type="checkbox"/>	


79429094000 Oil pressure adapter	
 <p>79429094000</p>	<p>Description/example of use</p> <p>Adapter for pressure testing tool, for checking oil pressure for use with 61029094000</p> <p>used with model</p> <p>350 SX-F 2019 350 SX-F 2020 350 SX-F 2021 350 SX-F 2022 450 SX-F Factory Edition US 2015 450 SX-F 2016 450 SX-F 2017 450 SX-F 2018 450 SX-F 2019 450 SX-F 2020 450 SX-F 2021 450 SX-F 2022 250 SX-F 2019 250 SX-F 2020 250 SX-F 2021 250 SX-F 2022 250 EXC-F 2020 250 EXC-F 2021 250 EXC-F 2022 250 EXC-F Six Days 2020 250 EXC-F Six Days 2021 250 EXC-F Six Days 2022 350 EXC-F 2020 350 EXC-F 2021 350 EXC-F 2022 350 EXC-F Six Days 2020 350 EXC-F Six Days 2021 350 EXC-F Six Days 2022 450 EXC 2017 450 EXC 2018 450 EXC 2019 450 EXC 2020 450 EXC 2021 450 EXC 2022 450 EXC Six Days 2017 450 EXC Six Days 2018 450 EXC Six Days 2019 450 EXC Six Days 2020 450 EXC Six Days 2021 450 EXC Six Days 2022 500 EXC 2017 500 EXC 2018 500 EXC 2019 500 EXC 2020 500 EXC 2021 500 EXC 2022 500 EXC Six Days 2017 500 EXC Six Days 2018</p>

79429094000 Oil pressure adapter		
	500 EXC Six Days 2019 500 EXC Six Days 2020 500 EXC Six Days 2021 500 EXC Six Days 2022 250 XC-F 2019 250 XC-F 2020 250 XC-F 2021 250 XC-F 2022 350 XC-F 2019 350 XC-F 2020 350 XC-F 2021 350 XC-F 2022 350 XCF-W 2020 350 XCF-W 2021 350 XCF-W 2022 450 XC-F 2016 450 XC-F 2017 450 XC-F 2018 450 XC-F 2019 450 XC-F 2020 450 XC-F 2021 450 XC-F 2022 500 XC-W 2020 500 XCF-W 2021 500 XCF-W 2022 450 SMR 2021 450 SMR 2022	
	Service <input type="checkbox"/>	Repair <input checked="" type="checkbox"/>
		optional <input type="checkbox"/>

90129094000 Oil pressure adapter	
 <p>90129094000</p>	<p>Description/example of use</p> <p>Adapter for pressure testing tool, for checking oil pressure for use with 61029094000</p> <p>used with model</p> <p>Travel Small</p> <p>125 Duke 2016 125 Duke 2017 125 Duke 2018 125 Duke 2019 125 Duke 2020 125 Duke 2021 200 Duke 2016 200 Duke 2017 200 Duke 2018 200 Duke 2019 200 Duke 2020 200 Duke 2021 250 Duke 2016 250 Duke 2017 250 Duke 2018 250 Duke 2019 250 Duke 2020</p>

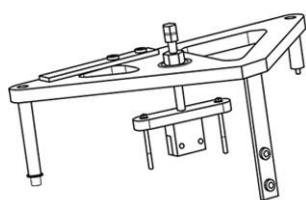
90129094000 Oil pressure adapter		
	250 Duke 2021	
	390 Duke 2016	
	390 Duke 2017	
	390 Duke 2018	
	390 Duke 2019	
	390 Duke 2020	
	390 Duke 2021	
	RC 125 2016	
	RC 125 2017	
	RC 125 2018	
	RC 125 2019	
	RC 125 2020	
	RC 200 2016	
	RC 200 2017	
	RC 200 2018	
	RC 200 2019	
	RC 200 2020	
	RC 200 2021	
	RC 250 2016	
	RC 250 2017	
	RC 390 2016	
	RC 390 2017	
	RC 390 2018	
	RC 390 2019	
	RC 390 2020	
	RC 390 2021	
Service	<input type="checkbox"/>	Repair <input checked="" type="checkbox"/>
		optional <input type="checkbox"/>

8.1 Overview



Lifting equipment (70029002044) (📖 p. 100)

70029002044 Lifting equipment



70029002044

Description/example of use

Tool for pulling off components (stator cover and stator)

used with model

Freeride E-Ride

Supermoto E-Ride

Service



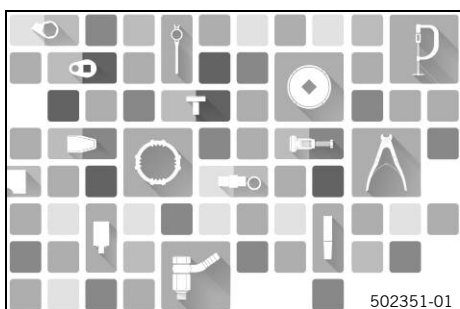
Repair



optional



8.2 Wall tool organizer overview



Bearing puller (15112017000) (📖 p. 101)

Internal bearing puller (15112018000) (📖 p. 101)

Internal bearing puller (15112018100) (📖 p. 101)

Puller (45229048000) (📖 p. 102)

Puller (46129021000) (📖 p. 102)

Puller (54629009044) (📖 p. 103)

Puller (58012009000) (📖 p. 103)

Puller (58429009000) (📖 p. 104)

Puller (58429037031) (📖 p. 104)

Puller (58429037037) (📖 p. 104)

Puller (58429037040) (📖 p. 105)

Puller (58429037043) (📖 p. 105)

Puller (59029033000) (📖 p. 108)

Internal bearing puller (60029018000) (📖 p. 108)

Puller (60029033000) (📖 p. 108)

Puller (61029010000) (📖 p. 109)

Puller (61229010000) (📖 p. 109)

Arms for puller (61229017000) (📖 p. 110)

Puller (61229020000) (📖 p. 110)

Puller (61329005000) (📖 p. 110)

Puller (75029021000) (📖 p. 110)

Puller (75029048100) (📖 p. 111)

Puller (77229001044) (📖 p. 111)

Puller (77229048000) (📖 p. 111)


Puller (78029033100) (📖 p. 112)


Puller (79229032044) (📖 p. 112)

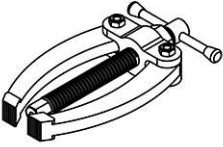

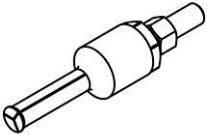

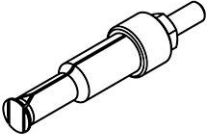

Puller (79229048100) (📖 p. 113)

Puller (90129009000) (📖 p. 115)

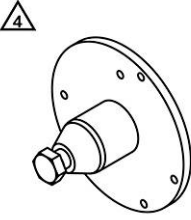
Puller (90129018000) (📖 p. 116)

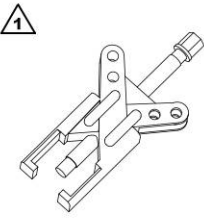
Puller (90129048100) ( p. 116)

Puller (90229009000) ( p. 116)

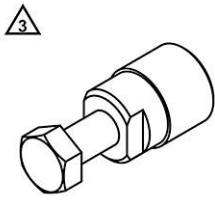
15112017000 Bearing puller			
<div style="text-align: center;">  <p>15112017000</p> </div>	<p>Description/example of use Tool for removing bearings from a housing</p> <p>used with model</p> <ul style="list-style-type: none"> Mini MX Electro 450 SX-F 450 EXC 450 EXC Six Days 450 EXC Factory Edition Enduro E3 4 stroke 450 XC-F 450 XC-W Cross Country E3 4 stroke Supermoto Competition Supermoto / Dual Sport Travel Mid Travel Big Dual Sport Enduro Naked Mid Naked Big Super Bike Big Touring 	<p>matching tools / articles are</p> <ul style="list-style-type: none"> 15112018000 15112018100 60029018000 	
 2x	<input type="checkbox"/> Service	<input checked="" type="checkbox"/> Repair	<input type="checkbox"/> optional
15112018000 Internal bearing puller			
<div style="text-align: center;">  <p>15112018000</p> </div>	<p>Description/example of use Tool for removing bearings from a housing</p> <p>Technical data</p> <p>12 ... 16 mm (0.47 ... 0.63 in)</p> <p>used with model</p> <ul style="list-style-type: none"> Travel Mid 790 Duke 890 Duke 890 Duke R 	<p>for use with</p> <p>15112017000</p>	
 1	<input type="checkbox"/> Service	<input checked="" type="checkbox"/> Repair	<input type="checkbox"/> optional
15112018100 Internal bearing puller			
<div style="text-align: center;">  <p>15112018100</p> </div>	<p>Description/example of use Tool for removing bearings from a housing</p> <p>Technical data</p> <p>18 ... 23 mm (0.71 ... 0.91 in)</p> <p>used with model</p> <ul style="list-style-type: none"> Mini MX Electro 450 SX-F 450 EXC 450 EXC Six Days 450 EXC Factory Edition Enduro E3 4 stroke 450 XC-F 450 XC-W Cross Country E3 4 stroke 	<p>for use with</p> <p>15112017000</p>	
 1	<input type="checkbox"/> Service	<input checked="" type="checkbox"/> Repair	<input type="checkbox"/> optional

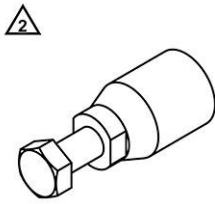
15112018100 Internal bearing puller			
	Supermoto Competition Supermoto / Dual Sport 1050 Adventure 1090 Adventure 1090 Adventure R 1090 Adventure S 1290 Super Adventure 1290 Super Adventure T 1290 Super Adventure S 1290 Super Adventure R Dual Sport Enduro 690 Duke 690 Duke R Naked Big Touring		
	Service	<input type="checkbox"/>	Repair
			optional <input type="checkbox"/>

45229048000 Puller			
 <p>45229048000</p>	Description/example of use Tool for disengaging components (sections of the engine case)		
	used with model 50 SX 50 SX Mini 50 SXS 50 SXS Mini 65 SX		
	Service	<input type="checkbox"/>	Repair
			optional <input type="checkbox"/>

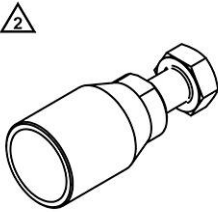
46129021000 Puller			
 <p>46129021000</p>	Description/example of use Tool for pulling off components (primary gear wheel, sleeve, main shaft, rotor)		
	used with model 50 SX 50 SX Mini 50 SXS 50 SXS Mini 350 SX-F MX2 4 stroke Enduro E1 4 stroke 350 EXC-F 2017 350 EXC-F 2018 350 EXC-F 2019 350 EXC-F 2020 350 EXC-F 2021 350 EXC-F 2022 350 EXC-F Six Days 2017 350 EXC-F Six Days 2018 350 EXC-F Six Days 2019 350 EXC-F Six Days 2020 350 EXC-F Six Days 2021 350 EXC-F Six Days 2022		
	Service	<input type="checkbox"/>	Repair
			optional <input type="checkbox"/>

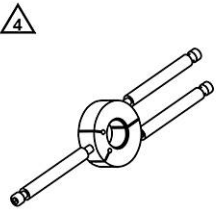
46129021000 Puller			
	Freeride 250 F Cross Country E1 4 stroke 350 XC-F 350 XCF-W 2020 350 XCF-W 2021 350 XCF-W 2022		
	Service	<input type="checkbox"/>	Repair
			optional <input type="checkbox"/>

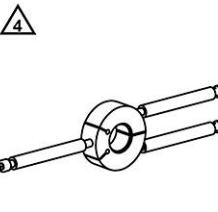
54629009044 Puller			
 <p>54629009044</p>	Description/example of use Tool for pulling off components (rotor)		
	used with model 65 SX 85 SX MX1 2 stroke MX2 2 stroke Enduro E1 2 stroke 125 XC 150 XC		
	Service	<input type="checkbox"/>	Repair
			optional <input type="checkbox"/>


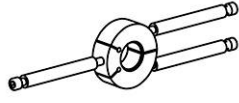
58012009000 Puller			
 <p>58012009000</p>	Description/example of use Tool for pulling off components (rotor)		
	used with model 150 SX 2021 150 SX 2022 350 SX-F 2014 350 SX-F 2015 450 SX-F 2014 450 SX-F EU 2015 450 SX-F US 2015 125 SX 2021 125 SX 2022 250 SX-F 2014 250 SX-F EU 2015 250 SX-F US 2015 Enduro E1 4 stroke Enduro E2 Enduro E3 Freeride Dual Sport 125 XC 125 XC-W 150 XC-W 250 XC-F 2014 250 XC-F 2015 250 XCF-W Cross Country E2 2 stroke 350 XC-F 2014 350 XC-F 2015 350 XCF-W		
	Service	<input type="checkbox"/>	Repair
			optional <input type="checkbox"/>


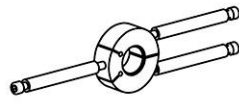
58012009000 Puller			
	350 XCF-W Six Days 450 XC-F 2014 450 XC-F 2015 450 XC-W Cross Country E3 450 SMR 2014		
	Service	<input type="checkbox"/>	Repair
		optional	<input type="checkbox"/>

58429009000 Puller			
 <p>58429009000</p>	Description/example of use Tool for pulling off components (rotor)		
	used with model Supermoto / Dual Sport Dual Sport Enduro 690 Duke 690 Duke R		
Service	<input type="checkbox"/>	Repair	<input checked="" type="checkbox"/>
		optional	<input type="checkbox"/>

58429037031 Puller			
 <p>58429037031</p>	Description/example of use Tool for pulling off components (inner bearing race of crankshaft)		
	Technical data Inside diameter: 31.5 mm (1.24 in) used with model 85 SX		
Service	<input type="checkbox"/>	Repair	<input checked="" type="checkbox"/>
		optional	<input type="checkbox"/>

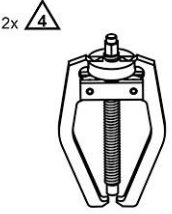

58429037037 Puller			
 <p>58429037037</p>	Description/example of use Tool for pulling off components (inner bearing race of crankshaft)		
	Technical data Inside diameter: 37.5 mm (1.476 in) used with model 150 SX 350 SX-F MX2 Enduro E1 150 EXC 200 EXC 350 EXC-F 350 EXC-F Six Days 350 EXC-F Factory Edition Freeride Dual Sport 4 stroke Cross Country E1 200 XC-W 350 XC-F 350 XCF-W 350 XCF-W Six Days		
Service	<input type="checkbox"/>	Repair	<input checked="" type="checkbox"/>
		optional	<input type="checkbox"/>

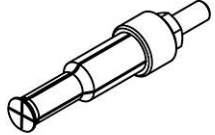

58429037040 Puller		
  58429037040	Description/example of use Tool for pulling off components (inner bearing race of crankshaft) Technical data Inside diameter: 40.4 mm (1.591 in) used with model 250 SX 2014 250 SX 2015 250 SX 2016 250 EXC 2014 250 EXC 2015 250 EXC 2016 250 EXC Six Days 2014 250 EXC Six Days 2015 250 EXC Six Days 2016 250 EXC Factory Edition 300 EXC 2014 300 EXC 2015 300 EXC 2016 300 EXC Six Days 2014 300 EXC Six Days 2015 300 EXC Six Days 2016 300 EXC Factory Edition Freeride Dual Sport 2 stroke 250 XC-W 2014 250 XC-W 2015 250 XC-W 2016 250 XC 2014 250 XC 2015 250 XC 2016 300 XC 2014 300 XC 2015 300 XC 2016 300 XC-W 2014 300 XC-W 2015 300 XC-W 2016 300 XC-W Six Days 2014 300 XC-W Six Days 2015 300 XC-W Six Days 2016	Service <input type="checkbox"/> Repair <input checked="" type="checkbox"/> optional <input type="checkbox"/>

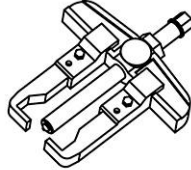

58429037043 Puller		
  58429037043	Description/example of use Tool for pulling off components (inner bearing race of crankshaft) Technical data Inside diameter: 43.9 mm (1.728 in) used with model 250 SX 2017 250 SX 2018 250 SX 2019 250 SX 2020 250 SX 2021 250 SX 2022 450 SX-F Factory Edition US 2015	

58429037043 Puller	
	450 SX-F 2016
	450 SX-F 2017
	450 SX-F 2018
	450 SX-F 2019
	450 SX-F 2020
	450 SX-F 2021
	450 SX-F 2022
	250 EXC 2017
	250 EXC 2018
	250 EXC 2019
	250 EXC 2020
	250 EXC 2021
	250 EXC 2022
	250 EXC Six Days 2017
	250 EXC Six Days 2018
	250 EXC Six Days 2019
	250 EXC Six Days 2020
	250 EXC Six Days 2021
	250 EXC Six Days 2022
	450 EXC 2017
	450 EXC 2018
	450 EXC 2019
	450 EXC 2020
	450 EXC 2021
	450 EXC 2022
	450 EXC Six Days 2017
	450 EXC Six Days 2018
	450 EXC Six Days 2019
	450 EXC Six Days 2020
	450 EXC Six Days 2021
	450 EXC Six Days 2022
	300 EXC 2017
	300 EXC 2018
	300 EXC 2019
	300 EXC 2020
	300 EXC 2020
	300 EXC 2021
	300 EXC 2022
	300 EXC Six Days 2017
	300 EXC Six Days 2018
	300 EXC Six Days 2019
	300 EXC Six Days 2020
	300 EXC Six Days 2021
	300 EXC Six Days 2022
	500 EXC 2017
	500 EXC 2018
	500 EXC 2019
	500 EXC 2020
	500 EXC 2021
	500 EXC 2022
	500 EXC Six Days 2017
	500 EXC Six Days 2018
	500 EXC Six Days 2019

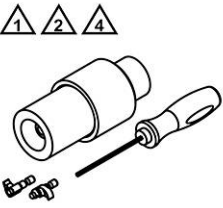
58429037043 Puller		
	500 EXC Six Days 2020	
	500 EXC Six Days 2021	
	500 EXC Six Days 2022	
	250 XC-W 2017	
	250 XC-W 2018	
	250 XC-W 2019	
	250 XC-W 2020	
	250 XC-W 2021	
	250 XC-W 2022	
	250 XC 2017	
	250 XC 2018	
	250 XC 2019	
	250 XC 2020	
	250 XC 2021	
	250 XC 2022	
	450 XC-F 2016	
	450 XC-F 2017	
	450 XC-F 2018	
	450 XC-F 2019	
	450 XC-F 2020	
	450 XC-F 2021	
	450 XC-F 2022	
	300 XC 2017	
	300 XC 2018	
	300 XC 2019	
	300 XC 2020	
	300 XC 2021	
	300 XC 2022	
	300 XC-W 2017	
	300 XC-W 2018	
	300 XC-W 2019	
	300 XC-W 2020	
	300 XC-W 2021	
	300 XC-W 2022	
	300 XC-W Six Days 2017	
	300 XC-W Six Days 2018	
	300 XC-W Six Days 2019	
	300 XC-W Six Days 2020	
	500 XC-W 2020	
	500 XCF-W 2021	
	500 XCF-W 2022	
	450 SMR 2021	
	450 SMR 2022	
	Supermoto / Dual Sport	
	Dual Sport Enduro	
	690 Duke	
	690 Duke R	
Service	<input type="checkbox"/>	Repair
		<input checked="" type="checkbox"/>
		optional
		<input type="checkbox"/>

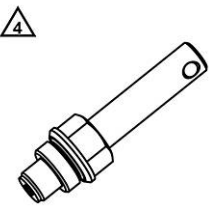
59029033000 Puller		
 <p>2x </p> <p>59029033000</p>	<p>Description/example of use</p> <p>Tool for pulling off components (timing chain sprocket)</p>	
	<p>used with model</p> <p>690 SMC R 2014</p> <p>690 SMC R 2015</p> <p>690 SMC R 2016</p> <p>690 SMC R 2017</p> <p>690 Enduro R 2014</p> <p>690 Enduro R 2015</p> <p>690 Enduro R 2016</p> <p>690 Enduro R 2017</p> <p>690 Enduro R 2018</p> <p>690 Duke 2014</p> <p>690 Duke 2015</p> <p>690 Duke R 2014</p> <p>690 Duke R 2015</p>	
<p>Service <input type="checkbox"/> Repair <input checked="" type="checkbox"/> optional <input type="checkbox"/></p>		

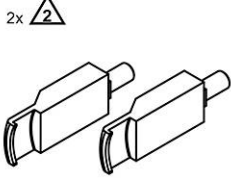



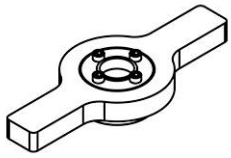

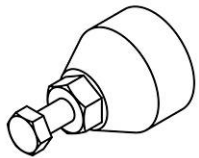

60029018000 Internal bearing puller		
 <p></p> <p>60029018000</p>	<p>Description/example of use</p> <p>Tool for removing bearings from a housing</p>	
	<p>Technical data</p> <p>23 ... 28 mm (0.91 ... 1.1 in)</p> <p>used with model</p> <p>Travel Big</p> <p>Naked Big</p> <p>Super Bike Big</p> <p>Touring</p>	<p>for use with</p> <p>15112017000</p>
<p>Service <input type="checkbox"/> Repair <input checked="" type="checkbox"/> optional <input type="checkbox"/></p>		

60029033000 Puller		
 <p>2x </p> <p>60029033000</p>	<p>Description/example of use</p> <p>Tool for pulling off components (timing chain sprocket)</p>	
	<p>used with model</p> <p>450 SX-F 2014</p> <p>450 SX-F EU 2015</p> <p>450 SX-F US 2015</p> <p>450 SX-F Factory Edition US 2018</p> <p>450 SX-F 2019</p> <p>450 SX-F 2020</p> <p>450 SX-F 2021</p> <p>450 SX-F EU 2022</p> <p>450 SX-F US 2022</p> <p>450 EXC 2014</p> <p>450 EXC 2015</p> <p>450 EXC 2016</p> <p>450 EXC 2019</p> <p>450 EXC 2020</p> <p>450 EXC 2021</p> <p>450 EXC 2022</p> <p>450 EXC Six Days 2014</p>	
<p>Service <input type="checkbox"/> Repair <input checked="" type="checkbox"/> optional <input type="checkbox"/></p>		

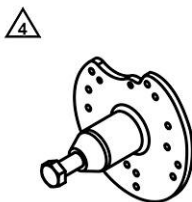
60029033000 Puller			
	450 EXC Six Days 2015		
	450 EXC Six Days 2016		
	450 EXC Six Days 2019		
	450 EXC Six Days 2020		
	450 EXC Six Days 2021		
	450 EXC Six Days 2022		
	450 EXC Factory Edition		
	500 EXC 2014		
	500 EXC 2015		
	500 EXC 2016		
	500 EXC 2019		
	500 EXC 2020		
	500 EXC 2021		
	500 EXC 2022		
	500 EXC Six Days 2014		
	500 EXC Six Days 2015		
	500 EXC Six Days 2016		
	500 EXC Six Days 2019		
	500 EXC Six Days 2020		
	500 EXC Six Days 2021		
	500 EXC Six Days 2022		
	450 XC-F 2014		
	450 XC-F 2015		
	450 XC-F 2019		
	450 XC-F 2020		
	450 XC-F 2021		
	450 XC-F 2022		
	450 XC-W		
	Cross Country E3 4 stroke		
	Supermoto Competition		
Service	<input type="checkbox"/>	Repair	<input checked="" type="checkbox"/>
		optional	<input type="checkbox"/>

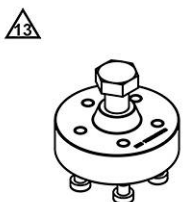
61029010000 Puller			
 <p>61029010000</p>	<p>Description/example of use</p> <p>Tool for changing the rubber dampers on the rear hub (aluminum rim)</p>		
	<p>used with model</p> <p>Super Bike Big</p>		
Service	<input type="checkbox"/>	Repair	<input checked="" type="checkbox"/>
		optional	<input type="checkbox"/>

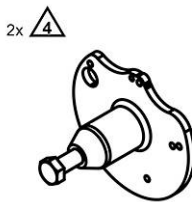
61229010000 Puller			
 <p>61229010000</p>	<p>Description/example of use</p> <p>Tool for pulling off components (alternator cover)</p>		
	<p>used with model</p> <p>Travel Mid</p> <p>Travel Big</p> <p>790 Duke</p> <p>890 Duke</p> <p>890 Duke R</p>		

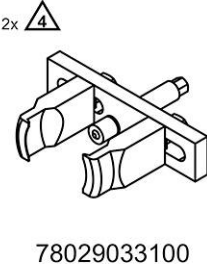

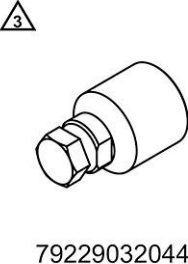

61229010000 Puller			
	Naked Big Super Bike Big Touring		
	Service <input type="checkbox"/>	Repair <input checked="" type="checkbox"/>	optional <input type="checkbox"/>
61229017000 Arms for puller			
 <p>2x </p> <p>61229017000</p>	Description/example of use Arms for puller, for pulling off components (primary gear, drive gear wheel of the balancer shaft)		
	for use with 78029033100 used with model Travel Big Naked Big Super Bike Big Touring		
	Service <input type="checkbox"/>	Repair <input checked="" type="checkbox"/>	optional <input type="checkbox"/>
61229020000 Puller			
 <p></p> <p>61229020000</p>	Description/example of use Tool for pulling off components (inner bearing races from the balancer shaft)		
	used with model 1190 Adventure 1190 Adventure R Super Bike Big		
	Service <input type="checkbox"/>	Repair <input checked="" type="checkbox"/>	optional <input type="checkbox"/>
61329005000 Puller			
 <p></p> <p>61329005000</p>	Description/example of use Tool for pulling off components (steering head bearing)		
	used with model 1290 Super Duke R 2014 1290 Super Duke R 2015 1290 Super Duke R 2016 1290 Super Duke R Special Edition		
	Service <input type="checkbox"/>	Repair <input checked="" type="checkbox"/>	optional <input type="checkbox"/>
75029021000 Puller			
 <p></p> <p>75029021000</p>	Description/example of use Tool for pulling off components (primary gear wheel)		
	used with model 450 SX-F 450 EXC 450 EXC Six Days 450 EXC Factory Edition Enduro E3 4 stroke 450 XC-F 450 XC-W Cross Country E3 4 stroke Supermoto Competition Supermoto / Dual Sport		

75029021000 Puller			
	Travel Mid		
	Travel Big		
Dual Sport Enduro			
Naked Mid			
Naked Big			
Super Bike Big			
Touring			
Service	<input type="checkbox"/>	Repair	<input checked="" type="checkbox"/>
optional	<input type="checkbox"/>		



75029048100 Puller			
 <p>75029048100</p>	Description/example of use		
	Tool for disengaging components (sections of the engine case)		
used with model			
Supermoto / Dual Sport			
Dual Sport Enduro			
690 Duke			
690 Duke R			
Service	<input type="checkbox"/>	Repair	<input checked="" type="checkbox"/>
optional	<input type="checkbox"/>		

77229001044 Puller			
 <p>77229001044</p>	Description/example of use		
	Tool for pulling off components (camshaft gear wheel)		
used with model			
350 SX-F 2014			
350 SX-F 2015			
350 EXC-F 2014			
350 EXC-F 2015			
350 EXC-F 2016			
350 EXC-F Six Days 2014			
350 EXC-F Six Days 2015			
350 EXC-F Six Days 2016			
350 EXC-F Factory Edition			
Freeride 350			
350 XC-F 2014			
350 XC-F 2015			
350 XCF-W 2014			
350 XCF-W 2015			
350 XCF-W 2016			
350 XCF-W Six Days			
Service	<input type="checkbox"/>	Repair	<input checked="" type="checkbox"/>
optional	<input type="checkbox"/>		

77229048000 Puller			
 <p>77229048000</p>	Description/example of use		
	Tool for disengaging components (sections of the engine case)		
used with model			
350 SX-F 2014			
350 SX-F 2015			
250 EXC-F 2014			
250 EXC-F 2015			
250 EXC-F 2016			
250 EXC-F Six Days 2014			

77229048000 Puller		
	250 EXC-F Six Days 2015 250 EXC-F Six Days 2016 250 EXC-F Factory Edition 350 EXC-F 2014 350 EXC-F 2015 350 EXC-F 2016 350 EXC-F Six Days 2014 350 EXC-F Six Days 2015 350 EXC-F Six Days 2016 350 EXC-F Factory Edition Freeride 350 250 XCF-W 350 XC-F 2014 350 XC-F 2015 350 XCF-W 2014 350 XCF-W 2015 350 XCF-W 2016 350 XCF-W Six Days	
	Service <input type="checkbox"/>	Repair <input checked="" type="checkbox"/>
78029033100 Puller		
 <p>2x </p> <p>78029033100</p>	Description/example of use Tool for pulling off components (primary gear, drive gear wheel of the balancer shaft)	
	used with model Travel Big Naked Big Super Bike Big Touring	matching tools / articles are 61229017000
Service <input type="checkbox"/>	Repair <input checked="" type="checkbox"/>	optional <input type="checkbox"/>
79229032044 Puller		
 <p></p> <p>79229032044</p>	Description/example of use Tool for pulling off components (rotor)	
	used with model 350 SX-F 2016 350 SX-F 2017 350 SX-F 2018 350 SX-F 2019 350 SX-F 2020 350 SX-F 2021 350 SX-F 2022 450 SX-F Factory Edition US 2015 450 SX-F 2016 450 SX-F 2017 450 SX-F 2018 450 SX-F 2019 450 SX-F 2020 450 SX-F 2021 450 SX-F 2022 250 SX-F Factory Edition US 2015 250 SX-F 2016	
Service <input type="checkbox"/>	Repair <input checked="" type="checkbox"/>	optional <input type="checkbox"/>


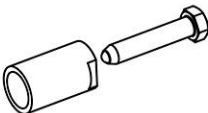
79229032044 Puller		
	250 SX-F 2017	
	250 SX-F 2018	
	250 SX-F 2019	
	250 SX-F 2020	
	250 SX-F 2021	
	250 SX-F 2022	
	250 XC-F 2016	
	250 XC-F 2017	
	250 XC-F 2018	
	250 XC-F 2019	
	250 XC-F 2020	
	250 XC-F 2021	
	250 XC-F 2022	
	350 XC-F 2016	
	350 XC-F 2017	
	350 XC-F 2018	
	350 XC-F 2019	
	350 XC-F 2020	
	350 XC-F 2021	
	350 XC-F 2022	
	450 XC-F 2016	
	450 XC-F 2017	
	450 XC-F 2018	
	450 XC-F 2019	
	450 XC-F 2020	
	450 XC-F 2021	
	450 XC-F 2022	
	450 SMR 2021	
	450 SMR 2022	
	Service <input type="checkbox"/>	Repair <input checked="" type="checkbox"/>
		optional <input type="checkbox"/>

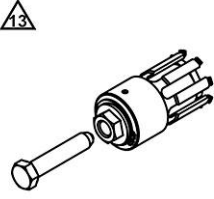
79229048100 Puller	
  <p>79229048100</p>	<p>Description/example of use</p> <p>Tool for disengaging components (sections of the engine case)</p> <p>used with model</p> <p>350 SX-F 2016</p> <p>350 SX-F 2017</p> <p>350 SX-F 2018</p> <p>350 SX-F 2019</p> <p>350 SX-F 2020</p> <p>350 SX-F 2021</p> <p>350 SX-F 2022</p> <p>450 SX-F Factory Edition US 2015</p> <p>450 SX-F 2016</p> <p>450 SX-F 2017</p> <p>450 SX-F 2018</p> <p>450 SX-F 2019</p> <p>450 SX-F 2020</p> <p>450 SX-F 2021</p> <p>450 SX-F 2022</p> <p>250 SX-F Factory Edition US 2015</p> <p>250 SX-F 2016</p>

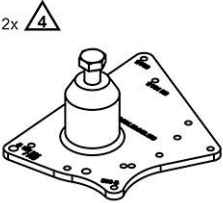
79229048100 Puller

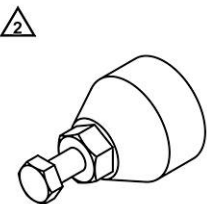
250 SX-F 2017
250 SX-F 2018
250 SX-F 2019
250 SX-F 2020
250 SX-F 2021
250 SX-F 2022
250 EXC-F 2017
250 EXC-F 2018
250 EXC-F 2019
250 EXC-F 2020
250 EXC-F 2021
250 EXC-F 2022
250 EXC-F Six Days 2017
250 EXC-F Six Days 2018
250 EXC-F Six Days 2019
250 EXC-F Six Days 2020
250 EXC-F Six Days 2021
250 EXC-F Six Days 2022
350 EXC-F 2017
350 EXC-F 2018
350 EXC-F 2019
350 EXC-F 2020
350 EXC-F 2021
350 EXC-F 2022
350 EXC-F Six Days 2017
350 EXC-F Six Days 2018
350 EXC-F Six Days 2019
350 EXC-F Six Days 2020
350 EXC-F Six Days 2021
350 EXC-F Six Days 2022
450 EXC 2017
450 EXC 2018
450 EXC 2019
450 EXC 2020
450 EXC 2021
450 EXC 2022
450 EXC Six Days 2017
450 EXC Six Days 2018
450 EXC Six Days 2019
450 EXC Six Days 2020
450 EXC Six Days 2021
450 EXC Six Days 2022
500 EXC 2017
500 EXC 2018
500 EXC 2019
500 EXC 2020
500 EXC 2021
500 EXC 2022
500 EXC Six Days 2017
500 EXC Six Days 2018
500 EXC Six Days 2019
500 EXC Six Days 2020
500 EXC Six Days 2021

79229048100 Puller				
	500 EXC Six Days 2022			
	Freeride 250 F			
	250 XC-F 2016			
	250 XC-F 2017			
	250 XC-F 2018			
	250 XC-F 2019			
	250 XC-F 2020			
	250 XC-F 2021			
	250 XC-F 2022			
	350 XC-F 2016			
	350 XC-F 2017			
	350 XC-F 2018			
	350 XC-F 2019			
	350 XC-F 2020			
	350 XC-F 2021			
	350 XC-F 2022			
	350 XCF-W 2020			
	350 XCF-W 2021			
	350 XCF-W 2022			
	450 XC-F 2016			
	450 XC-F 2017			
	450 XC-F 2018			
	450 XC-F 2019			
	450 XC-F 2020			
	450 XC-F 2021			
	450 XC-F 2022			
	500 XC-W 2020			
	500 XCF-W 2021			
	500 XCF-W 2022			
	450 SMR 2021			
	450 SMR 2022			
	Service	<input type="checkbox"/>	Repair	<input checked="" type="checkbox"/>
			optional	<input type="checkbox"/>

90129009000 Puller			
  <p>90129009000</p>	Description/example of use		
	Tool for pulling off components (rotor)		
	used with model		
	125 Duke 2017		
	125 Duke 2018		
	125 Duke 2019		
	125 Duke 2020		
	125 Duke 2021		
	200 Duke		
	RC 125 2016		
	RC 125 2017		
	RC 125 2018		
	RC 125 2019		
	RC 125 2020		
	RC 200		
Service	<input type="checkbox"/>	Repair	<input checked="" type="checkbox"/>
		optional	<input type="checkbox"/>


90129018000 Puller		
 <p>90129018000</p>	Description/example of use Tool for pulling off components (main bearing)	
	used with model 125 Duke 200 Duke RC 125 RC 200	
Service	<input type="checkbox"/>	Repair <input checked="" type="checkbox"/> optional <input type="checkbox"/>

90129048100 Puller		
 <p>90129048100</p>	Description/example of use Tool for disengaging components (sections of the engine case, for pressing out the crankshaft)	
	used with model 450 SX-F 2014 450 SX-F EU 2015 450 SX-F US 2015 450 EXC 2014 450 EXC 2015 450 EXC 2016 450 EXC Six Days 2014 450 EXC Six Days 2015 450 EXC Six Days 2016 450 EXC Factory Edition 500 EXC 2014 500 EXC 2015 500 EXC 2016 500 EXC Six Days 2014 500 EXC Six Days 2015 500 EXC Six Days 2016 450 XC-F 2014 450 XC-F 2015 450 XC-W 500 XC-W 2014 500 XC-W 2015 500 XC-W 2016 Travel Small Naked Small Super Bike Small	
Service	<input type="checkbox"/>	Repair <input checked="" type="checkbox"/> optional <input type="checkbox"/>







90229009000 Puller		
 <p>90229009000</p>	Description/example of use Tool for pulling off components (rotor)	
	used with model Travel Small 125 Duke 2014 125 Duke 2015 250 Duke	

90229009000 Puller			
	390 Duke		
	RC 250		
	RC 390		
Service	<input type="checkbox"/>	Repair	<input checked="" type="checkbox"/>
		optional	<input type="checkbox"/>

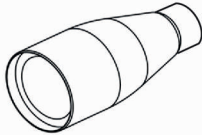
9.1 Wall tool organizer overview




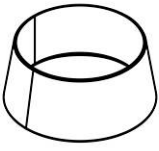
- Protection cap (45229090000) (📖 p. 118)
- Protection cap (46229090000) (📖 p. 118)
- Protection cap (58529005000) (📖 p. 118)
- Protection cap (61229005100) (📖 p. 119)
- Protecting sleeve (75029080000) (📖 p. 119)
- Protecting sleeve (75029080050) (📖 p. 119)
- Protection cap (75029090000) (📖 p. 120)
- Protecting sleeve (77229005000) (📖 p. 120)
- Protection cap (77229031000) (📖 p. 120)
- Protection cap (78029005000) (📖 p. 121)
- Protection cap (90129005000) (📖 p. 121)
- Protection cap (90129019000) (📖 p. 121)

45229090000 Protection cap			
  45229090000	Description/example of use Tool for protecting components (when disengaging the sections of the engine case)		
	used with model 50 SX 50 SX Mini 50 SXS 50 SXS Mini		
	Service <input type="checkbox"/>	Repair <input checked="" type="checkbox"/>	optional <input type="checkbox"/>
46229090000 Protection cap			
  46229090000	Description/example of use Tool for protecting components (when disengaging the sections of the engine case)		
	used with model 65 SX 85 SX 2014 85 SX 2015 85 SX 2016 85 SX 2017		
	Service <input type="checkbox"/>	Repair <input checked="" type="checkbox"/>	optional <input type="checkbox"/>
58529005000 Protection cap			
  58529005000	Description/example of use Tool for protecting components (installation of crankshaft and balancer shaft)		
	used with model 690 SMC R 2014 690 SMC R 2015 690 SMC R 2016 690 SMC R 2017 690 Enduro R 2014 690 Enduro R 2015 690 Enduro R 2016 690 Enduro R 2017 690 Enduro R 2018 690 Duke 2014 690 Duke 2015		


58529005000 Protection cap			
	690 Duke 2016		
	690 Duke 2017		
	690 Duke R		
Service	<input type="checkbox"/>	Repair	<input checked="" type="checkbox"/>
		optional	<input type="checkbox"/>

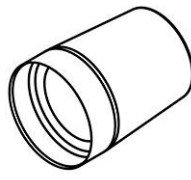
61229005100 Protection cap			
 <p>61229005100</p>	Description/example of use Tool for protecting components (installation of clutch cover)		
	used with model 690 SMC R 2019 690 SMC R 2020 690 SMC R 2021 1190 Adventure 1190 Adventure R 690 Enduro R 2019 690 Enduro R 2020 690 Enduro R 2021 690 Duke 2018 690 Duke 2019 1290 Super Duke R 2014 1290 Super Duke R 2015 1290 Super Duke R 2016 Super Bike Big		
Service	<input type="checkbox"/>	Repair	<input checked="" type="checkbox"/>
		optional	<input type="checkbox"/>

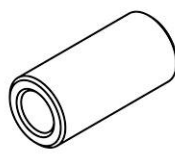
75029080000 Protecting sleeve			
 <p>75029080000</p>	Description/example of use Tool for protecting components (installation of crankshaft, balancer shaft and engine case)		
	used with model Supermoto / Dual Sport Dual Sport Enduro 690 Duke 690 Duke R		
Service	<input type="checkbox"/>	Repair	<input checked="" type="checkbox"/>
		optional	<input type="checkbox"/>


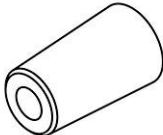
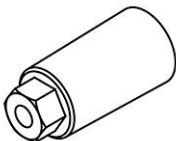
75029080050 Protecting sleeve			
 <p>75029080050</p>	Description/example of use Tool for protecting components (installation of crankshaft and balancer shaft)		
	used with model 690 SMC R 2014 690 SMC R 2015 690 SMC R 2016 690 SMC R 2017 690 Enduro R 2014 690 Enduro R 2015 690 Enduro R 2016 690 Enduro R 2017 690 Enduro R 2018 690 Duke 2014		

75029080050 Protecting sleeve			
	690 Duke 2015 690 Duke R 2014 690 Duke R 2015		
	Service	<input type="checkbox"/>	Repair
			optional <input type="checkbox"/>

75029090000 Protection cap			
 <p>75029090000</p>	Description/example of use Tool for protecting components (removal of primary gear wheel)		
	used with model MX1 4 stroke MX2 4 stroke Enduro E1 4 stroke Enduro E2 4 stroke Enduro E3 4 stroke Freeride Dual Sport 4 stroke Cross Country E1 4 stroke Cross Country E2 4 stroke Cross Country E3 4 stroke Supermoto Competition Supermoto / Dual Sport Dual Sport Enduro 690 Duke 690 Duke R		
	Service	<input type="checkbox"/>	Repair
			optional <input type="checkbox"/>


77229005000 Protecting sleeve			
 <p>77229005000</p>	Description/example of use Tool for protecting components (installation of left engine case)		
	used with model Freeride 350		
	Service	<input type="checkbox"/>	Repair
			optional <input type="checkbox"/>

77229031000 Protection cap			
 <p>77229031000</p>	Description/example of use Tool for protecting components (removal of balancer shaft drive gear wheel)		
	used with model 350 SX-F MX2 4 stroke Enduro E1 4 stroke 350 EXC-F 350 EXC-F Six Days 350 EXC-F Factory Edition Freeride Dual Sport 4 stroke Cross Country E1 4 stroke 350 XC-F 350 XCF-W 350 XCF-W Six Days		
	Service	<input type="checkbox"/>	Repair
			optional <input type="checkbox"/>

78029005000 Protection cap		
 <p>78029005000</p>	<p>Description/example of use Tool for protecting components (installation of crankshaft)</p> <p>used with model</p> <p>450 SX-F 2014 450 EXC 2014 450 EXC 2015 450 EXC 2016 450 EXC Six Days 2014 450 EXC Six Days 2015 450 EXC Six Days 2016 450 EXC Factory Edition 500 EXC 2014 500 EXC 2015 500 EXC 2016 500 EXC Six Days 2014 500 EXC Six Days 2015 500 EXC Six Days 2016 450 XC-F 2014 450 XC-W 500 XC-W 2014 500 XC-W 2015 500 XC-W 2016</p>	
	Service <input type="checkbox"/>	Repair <input checked="" type="checkbox"/> optional <input type="checkbox"/>
90129005000 Protection cap		
 <p>90129005000</p>	<p>Description/example of use Tool for protecting components (water pump installation)</p> <p>used with model</p> <p>450 SX-F 450 EXC 450 EXC Six Days 450 EXC Factory Edition Enduro E3 4 stroke 450 XC-F 450 XC-W Cross Country E3 4 stroke Supermoto Competition Travel Small Naked Small Super Bike Small</p>	
	Service <input type="checkbox"/>	Repair <input checked="" type="checkbox"/> optional <input type="checkbox"/>
90129019000 Protection cap		
 <p>90129019000</p>	<p>Description/example of use Tool for protecting components (removal of crankshaft, main bearing)</p> <p>used with model</p> <p>125 Duke</p>	

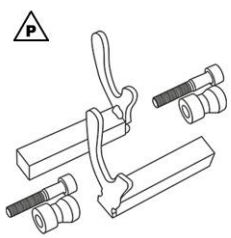
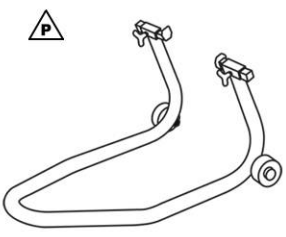
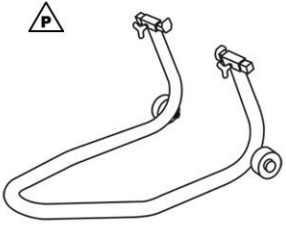
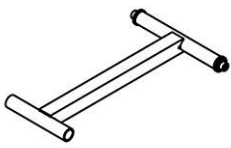
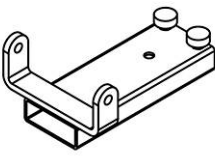
90129019000 Protection cap			
	200 Duke RC 125 RC 200		
	Service <input type="checkbox"/>	Repair <input checked="" type="checkbox"/>	optional <input type="checkbox"/>

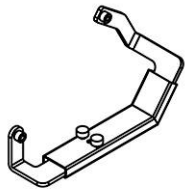


10.1 Overview

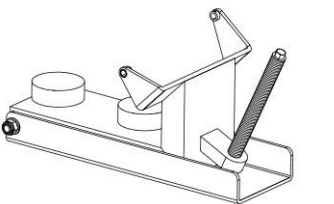
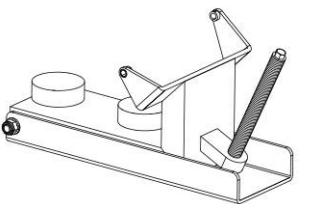
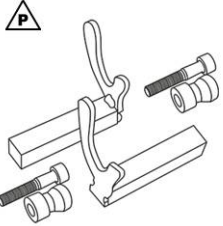
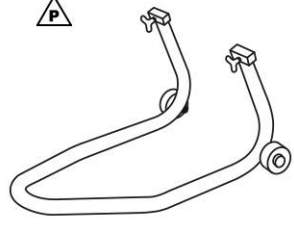


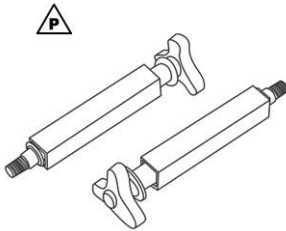
Retaining adapter (61029955144) (📖 p. 123)
Retaining adapter (61029955244) (📖 p. 124)
Front wheel work stand, small (61129965000) (📖 p. 124)
Front wheel work stand, small (61129965100) (📖 p. 124)
Frame support (61229050000) (📖 p. 124)
Floor jack attachment (61229055000) (📖 p. 124)
Floor jack attachment (61329055000) (📖 p. 125)
Rear wheel work stand for single-sided swing arm (61329955000) (📖 p. 125)
Work stand (62529055200) (📖 p. 125)
Floor jack attachment (63529055000) (📖 p. 126)
Retaining adapter (63529955000) (📖 p. 126)
Rear wheel work stand (69329955000) (📖 p. 126)
Retaining adapter (69329955010) (📖 p. 127)
Front wheel work stand, large (69329965100) (📖 p. 127)
Mounting pin (69329965030) (📖 p. 127)
Mounting pin (69329965040) (📖 p. 127)
Work stand attachments (75029036000) (📖 p. 128)
Floor jack attachment (75029055000) (📖 p. 128)
Lift stand (78129955100) (📖 p. 128)
Lift stand (78929955100) (📖 p. 129)

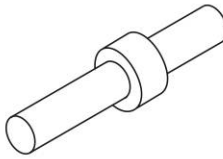
61029955144 Retaining adapter		
<p>61029955144</p>	<p>Description/example of use</p> <p>The set consists of retaining adapter and bushings kit, for rear wheel work stand, for lifting the motorcycle at the link fork</p>	
	<p>for use with</p> <p>69329955000</p>	
<p>used with model</p> <p>690 SMC R 2014</p> <p>690 SMC R 2015</p> <p>690 SMC R 2016</p> <p>690 SMC R 2017</p> <p>Travel Mid</p> <p>1050 Adventure</p> <p>1090 Adventure</p> <p>1090 Adventure R</p> <p>1090 Adventure S</p> <p>1190 Adventure</p> <p>1190 Adventure R</p> <p>1290 Super Adventure</p> <p>1290 Super Adventure T</p> <p>690 Duke</p> <p>690 Duke R</p> <p>Super Bike Big</p>		
Service	<input type="checkbox"/>	Repair
		optional
		<input checked="" type="checkbox"/>

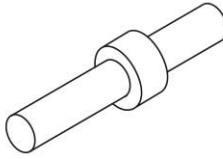
6102995244 Retaining adapter					
 <p>6102995244</p>	<p>Description/example of use</p> <p>The set consists of retaining adapter and bushings kit, for rear wheel work stand, for lifting the motorcycle at the link fork</p> <p style="text-align: right;">for use with 69329955000</p> <p>used with model</p> <p>Travel Small Naked Small Super Bike Small</p>				
	Service	<input type="checkbox"/>	Repair	<input type="checkbox"/>	optional
61129965000 Front wheel work stand, small					
 <p>61129965000</p>	<p>Description/example of use</p> <p>Tool for lifting the motorcycle at the fork legs (incl. retaining adapter)</p> <p>used with model</p> <p>Supermoto / Dual Sport Naked Big Super Bike Big</p>				
	Service	<input type="checkbox"/>	Repair	<input type="checkbox"/>	optional
61129965100 Front wheel work stand, small					
 <p>61129965100</p>	<p>Description/example of use</p> <p>Tool for lifting the motorcycle at the fork legs (incl. retaining adapter)</p> <p>used with model</p> <p>790 Duke 890 Duke 890 Duke R</p>				
	Service	<input type="checkbox"/>	Repair	<input type="checkbox"/>	optional
61229050000 Frame support					
 <p>61229050000</p>	<p>Description/example of use</p> <p>Support for frame when installing and removing engine</p> <p>used with model</p> <p>Super Bike Big</p>				
	Service	<input type="checkbox"/>	Repair	<input checked="" type="checkbox"/>	optional
61229055000 Floor jack attachment					
 <p>61229055000</p>	<p>Description/example of use</p> <p>Attachment for floor jack, for lifting engine</p> <p>used with model</p> <p>Super Bike Big</p>				
	Service	<input type="checkbox"/>	Repair	<input checked="" type="checkbox"/>	optional

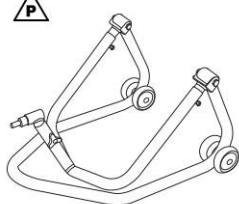
61329055000 Floor jack attachment			
 <p>61329055000</p>	Description/example of use Attachment for floor jack, for lifting engine		
	used with model 1050 Adventure 1090 Adventure 1090 Adventure R 1090 Adventure S 1190 Adventure 1190 Adventure R 1290 Super Adventure 1290 Super Adventure T 1290 Super Adventure S 2017 1290 Super Adventure S 2018 1290 Super Adventure S 2019 1290 Super Adventure S 2020 1290 Super Adventure R 2017 1290 Super Adventure R 2018 1290 Super Adventure R 2019 1290 Super Adventure R 2020 1290 Super Duke R 2014 1290 Super Duke R 2015 1290 Super Duke R 2016 1290 Super Duke R 2017 1290 Super Duke R 2018 1290 Super Duke R 2019 1290 Super Duke R Special Edition Touring		
	Service <input type="checkbox"/>	Repair <input checked="" type="checkbox"/>	optional <input type="checkbox"/>
61329955000 Rear wheel work stand for single-sided swing arm			
 <p>61329955000</p>	Description/example of use Tool for lifting the motorcycle at the single-sided swing arm		
	used with model Naked Big Touring		
	Service <input type="checkbox"/>	Repair <input type="checkbox"/>	optional <input checked="" type="checkbox"/>
62529055200 Work stand			
 <p>62529055200</p>	Description/example of use Tool for lifting the motorcycle at the center		
	used with model Freeride E-Ride Supermoto / Dual Sport Supermoto E-Ride Travel Mid 1050 Adventure 1090 Adventure 1090 Adventure R 1090 Adventure S		matching tools / articles are 75029036000

62529055200 Work stand					
 62529055200	Travel Small Dual Sport Enduro Naked Bike Sport Bike Touring				
	Service	<input checked="" type="checkbox"/>	Repair optional	<input type="checkbox"/>	
63529055000 Floor jack attachment					
 63529055000	Description/example of use Attachment for floor jack, for lifting and tilting the engine				
	used with model	Travel Mid 790 Duke 890 Duke 890 Duke R			
Service	<input type="checkbox"/>	Repair	<input checked="" type="checkbox"/>	optional	<input type="checkbox"/>
63529955000 Retaining adapter					
 63529955000	Description/example of use The set consists of retaining adapter and bushings kit, for rear wheel work stand, for lifting the motorcycle at the link fork				
	used with model	790 Duke 890 Duke 890 Duke R			
Service	<input type="checkbox"/>	Repair	<input type="checkbox"/>	optional	<input checked="" type="checkbox"/>
69329955000 Rear wheel work stand					
 69329955000	Description/example of use Tool for lifting the motorcycle at the link fork				
	used with model	Supermoto / Dual Sport Travel Mid 1050 Adventure 1090 Adventure 1090 Adventure R 1090 Adventure S 1190 Adventure 1190 Adventure R 1290 Super Adventure 1290 Super Adventure T Travel Small Naked Small Naked Mid Sport Bike			
matching tools / articles are	61029955144 61029955244 69329955010				
Service	<input type="checkbox"/>	Repair	<input type="checkbox"/>	optional	<input checked="" type="checkbox"/>

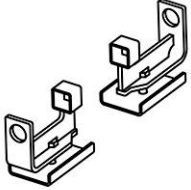
69329955010 Retaining adapter					
 <p>69329955010</p>	Description/example of use Adapter for rear work stand, for lifting the motorcycle at the link fork for use with 69329955000 used with model Supermoto / Dual Sport				
	Service	<input type="checkbox"/>	Repair	<input type="checkbox"/>	optional

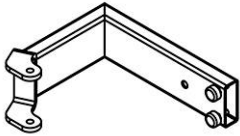
69329965030 Mounting pin					
 <p>69329965030</p>	Description/example of use Fitting for front work stand, for lifting the motorcycle at the triple clamp Technical data Diameter: 19 mm (0.75 in) used with model 1050 Adventure 1090 Adventure 1090 Adventure S 1190 Adventure 1190 Adventure R 1290 Super Adventure 1290 Super Adventure T Travel Small Naked Small 690 Duke 690 Duke R Super Bike Small				
	Service	<input type="checkbox"/>	Repair	<input type="checkbox"/>	optional

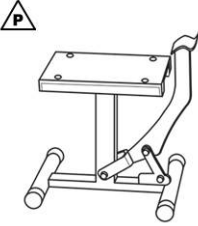
69329965040 Mounting pin					
 <p>69329965040</p>	Description/example of use Fitting for front work stand, for lifting the motorcycle at the triple clamp Technical data Diameter: 23.5 mm (0.925 in) used with model Travel Mid 1090 Adventure R Touring				
	Service	<input type="checkbox"/>	Repair	<input type="checkbox"/>	optional

69329965100 Front wheel work stand, large			
 <p>69329965100</p>	Description/example of use Tool for lifting the motorcycle at the triple clamp used with model Travel Mid 1050 Adventure 1090 Adventure 1090 Adventure R 1090 Adventure S 1190 Adventure 1190 Adventure R 1290 Super Adventure		
			matching tools / articles are


69329965100 Front wheel work stand, large			
	1290 Super Adventure T		
	Travel Small		
Naked Small			
690 Duke			
690 Duke R			
Super Bike Small			
Touring			
Service	<input type="checkbox"/>	Repair	<input type="checkbox"/>
		optional	<input checked="" type="checkbox"/>

75029036000 Work stand attachments			
 <p>75029036000</p>	Description/example of use		
	Attachments for work stand, for lifting the motorcycle at the center for use with 62529055200		
used with model			
Freeride E-Ride			
Supermoto / Dual Sport			
Supermoto E-Ride			
Travel Mid			
1050 Adventure			
1090 Adventure			
1090 Adventure R			
1090 Adventure S			
Dual Sport Enduro			
Service	<input checked="" type="checkbox"/>	Repair	<input type="checkbox"/>
		optional	<input type="checkbox"/>


75029055000 Floor jack attachment			
 <p>75029055000</p>	Description/example of use		
	Attachment for floor jack, for lifting engine		
used with model			
Supermoto / Dual Sport			
Travel Small			
Dual Sport Enduro			
Naked Small			
690 Duke			
690 Duke R			
Super Bike Small			
Service	<input type="checkbox"/>	Repair	<input checked="" type="checkbox"/>
		optional	<input type="checkbox"/>

78129955100 Lift stand			
 <p>78129955100</p>	Description/example of use		
	Tool for lifting the motorcycle		
Technical data			
Height: 315 ... 425 mm (12.4 ... 16.73 in)			
Load: ≤ 150 kg (≤ 331 lb.)			
used with model			
MX			
Enduro E1			
Enduro E2			
Enduro E3			
Freeride E-XC 2020			
Freeride E-XC 2021			

78129955100 Lift stand			
	Freeride E-XC 2022		
	Cross Country Supermoto Competition		
Service	<input type="checkbox"/>	Repair	<input type="checkbox"/>
		optional	<input checked="" type="checkbox"/>

78929955100 Lift stand			
 <p>78929955100</p>	Description/example of use Tool for lifting the motorcycle Technical data Height: 260 ... 370 mm (10.24 ... 14.57 in) Load: ≤ 150 kg (≤ 331 lb.) used with model Mini Freeride Dual Sport Freeride E-SX Freeride E-XC 2015 Freeride E-XC 2016 Freeride E-XC 2017 Freeride E-XC 2018 Freeride E-XC 2019 690 SMC R 2014 690 SMC R 2015 690 SMC R 2016 690 SMC R 2017 Supermoto E-Ride 690 Enduro R 2014 690 Enduro R 2015 690 Enduro R 2016 690 Enduro R 2017 690 Enduro R 2018		
	Service	<input type="checkbox"/>	Repair
		optional	<input checked="" type="checkbox"/>

11.1 Wall tool organizer overview



Lock ring plier (51012011000) (🗨️ p. 130)
Footrest spring plier (58429083000) (🗨️ p. 131)
Hose clamp pliers (60029057000) (🗨️ p. 132)
Spring band clamps plier (60029057100) (🗨️ p. 133)
Valve stem seals plier (77229010000) (🗨️ p. 134)
Footrest spring plier (79029083000) (🗨️ p. 134)

51012011000 Lock ring plier



51012011000

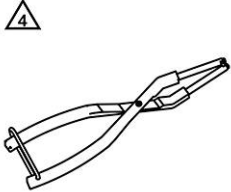
Description/example of use

Tool for removing the oil filter

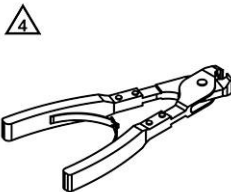
used with model

- MX1 4 stroke
- 250 SX-F 2014
- 250 SX-F 2015
- 250 SX-F 2016
- 250 SX-F 2017
- 250 SX-F 2018
- 250 SX-F 2020
- 250 SX-F 2021
- 250 SX-F 2022
- Enduro E1 4 stroke
- Enduro E2 4 stroke
- Enduro E3 4 stroke
- Freeride Dual Sport 4 stroke
- 250 XC-F 2014
- 250 XC-F 2015
- 250 XC-F 2016
- 250 XC-F 2017
- 250 XC-F 2018
- 250 XC-F 2020
- 250 XC-F 2021
- 250 XC-F 2022
- 250 XCF-W
- Cross Country E2 4 stroke
- Cross Country E3 4 stroke
- Supermoto Competition
- Supermoto / Dual Sport
- Travel
- Naked Bike
- RC 125 2014
- RC 125 2015
- RC 200 2014
- RC 200 2015
- RC 250 2015
- RC 390 2014
- RC 390 2015
- Super Bike Big
- Touring

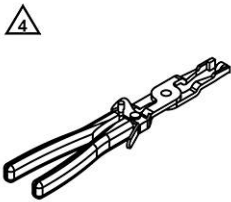
Service	<input checked="" type="checkbox"/>	Repair	<input type="checkbox"/>	optional	<input type="checkbox"/>
---------	-------------------------------------	--------	--------------------------	----------	--------------------------

58429083000 Footrest spring plier	
 <p>58429083000</p>	<p>Description/example of use</p> <p>Tool for removing and mounting the rider footrests and removing the spacer from the starter motor</p> <p>used with model</p> <p>250 EXC 2017 250 EXC 2018 250 EXC 2019 250 EXC 2020 250 EXC 2021 250 EXC 2022 250 EXC Six Days 2017 250 EXC Six Days 2018 250 EXC Six Days 2019 250 EXC Six Days 2020 250 EXC Six Days 2021 250 EXC Six Days 2022 300 EXC 2017 300 EXC 2018 300 EXC 2019 300 EXC 2020 300 EXC 2020 300 EXC 2021 300 EXC 2022 300 EXC Six Days 2017 300 EXC Six Days 2018 300 EXC Six Days 2019 300 EXC Six Days 2020 300 EXC Six Days 2021 300 EXC Six Days 2022 250 XC-W 2017 250 XC-W 2018 250 XC-W 2019 250 XC-W 2020 250 XC-W 2021 250 XC-W 2022 250 XC 2017 250 XC 2018 250 XC 2019 250 XC 2020 250 XC 2021 250 XC 2022 300 XC 2017 300 XC 2018 300 XC 2019 300 XC 2020 300 XC 2021 300 XC 2022 300 XC-W 2017 300 XC-W 2018 300 XC-W 2019 300 XC-W 2020 300 XC-W 2021</p>

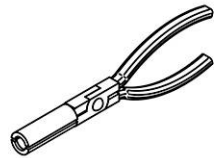
58429083000 Footrest spring plier			
	300 XC-W 2022		
	300 XC-W Six Days 2017		
	300 XC-W Six Days 2018		
	300 XC-W Six Days 2019		
	300 XC-W Six Days 2020		
	Travel Big		
	Service	<input checked="" type="checkbox"/>	Repair
			<input type="checkbox"/>
			optional
			<input type="checkbox"/>

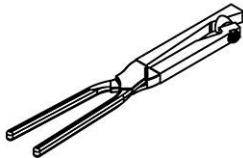
60029057000 Hose clamp pliers	
 <p>60029057000</p>	<p>Description/example of use</p> <p>Tool for mounting hose clamps</p> <p>used with model</p> <p>MX1 4 stroke</p> <p>MX2 4 stroke</p> <p>Enduro E1 4 stroke</p> <p>150 EXC</p> <p>250 EXC TPI EU 2018</p> <p>250 EXC 2019</p> <p>250 EXC 2020</p> <p>250 EXC 2021</p> <p>250 EXC 2022</p> <p>250 EXC Six Days 2018</p> <p>250 EXC Six Days 2019</p> <p>250 EXC Six Days 2020</p> <p>250 EXC Six Days 2021</p> <p>250 EXC Six Days 2022</p> <p>Enduro E2 4 stroke</p> <p>300 EXC TPI EU 2018</p> <p>300 EXC TPI EU 2019</p> <p>300 EXC 2020</p> <p>300 EXC 2020</p> <p>300 EXC 2021</p> <p>300 EXC 2022</p> <p>300 EXC Six Days 2018</p> <p>300 EXC Six Days 2019</p> <p>300 EXC Six Days 2020</p> <p>300 EXC Six Days 2021</p> <p>300 EXC Six Days 2022</p> <p>Enduro E3 4 stroke</p> <p>Freeride Dual Sport 4 stroke</p> <p>150 XC-W 2020</p> <p>150 XC-W 2021</p> <p>150 XC-W 2022</p> <p>Cross Country E1 4 stroke</p> <p>250 XC-W TPI US 2018</p> <p>250 XC-W 2019</p> <p>250 XC-W 2020</p> <p>250 XC-W 2021</p> <p>250 XC-W 2022</p> <p>250 XC 2020</p> <p>250 XC 2021</p> <p>250 XC 2022</p>

60029057000 Hose clamp pliers			
	Cross Country E2 4 stroke 300 XC 2020 300 XC 2021 300 XC 2022 300 XC-W 2019 300 XC-W 2020 300 XC-W 2021 300 XC-W 2022 300 XC-W Six Days 2019 300 XC-W Six Days 2020 Cross Country E3 4 stroke Supermoto Competition Supermoto / Dual Sport Travel Mid Dual Sport Enduro 690 Duke 2014 690 Duke 2015 690 Duke R 2014 690 Duke R 2015 790 Duke 890 Duke 890 Duke R		
	Service	<input checked="" type="checkbox"/>	Repair <input type="checkbox"/>
			optional <input type="checkbox"/>

60029057100 Spring band clamps plier	
 <p>60029057100</p>	Description/example of use Tool for moving spring band clamps used with model Supermoto / Dual Sport Travel Big Travel Small Dual Sport Enduro 125 Duke 2017 125 Duke 2018 125 Duke 2019 125 Duke 2020 125 Duke 2021 200 Duke 2018 200 Duke 2019 200 Duke 2020 200 Duke 2021 250 Duke 2017 250 Duke 2018 250 Duke 2019 250 Duke 2020 250 Duke 2021 390 Duke 2017 390 Duke 2018 390 Duke 2019 390 Duke 2020 390 Duke 2021 Naked Mid

60029057100 Spring band clamps plier			
	Naked Big		
	Sport Bike		
	Touring		
Service	<input checked="" type="checkbox"/>	Repair	<input type="checkbox"/>
		optional	<input type="checkbox"/>

77229010000 Valve stem seals plier			
 <p>77229010000</p>	Description/example of use		
	Tool for removing valve stem seals		
	used with model		
	350 SX-F		
	MX2 4 stroke		
	Enduro E1 4 stroke		
	350 EXC-F		
	350 EXC-F Six Days		
	350 EXC-F Factory Edition		
	Freeride Dual Sport 4 stroke		
	Cross Country E1 4 stroke		
	350 XC-F		
	350 XCF-W		
	350 XCF-W Six Days		
	690 SMC R 2019		
	690 SMC R 2020		
	690 SMC R 2021		
	690 Enduro R 2019		
	690 Enduro R 2020		
	690 Enduro R 2021		
	690 Duke 2016		
	690 Duke 2017		
	690 Duke 2018		
	690 Duke 2019		
	690 Duke R 2016		
	690 Duke R 2017		
Service	<input type="checkbox"/>	Repair	<input checked="" type="checkbox"/>
		optional	<input type="checkbox"/>

79029083000 Footrest spring plier			
 <p>79029083000</p>	Description/example of use		
	Tool for removing and mounting rider footrests		
	used with model		
	85 SX 2018		
	85 SX 2019		
	85 SX 2020		
	85 SX 2021		
	85 SX 2022		
	150 SX 2017		
	150 SX 2018		
	150 SX 2019		
	150 SX 2020		
	150 SX 2021		
	150 SX 2022		
	250 SX 2017		
	250 SX 2018		

79029083000 Footrest spring plier

250 SX 2019
250 SX 2020
250 SX 2021
250 SX 2022
350 SX-F 2017
350 SX-F 2018
350 SX-F 2019
350 SX-F 2020
350 SX-F 2021
350 SX-F 2022
450 SX-F Factory Edition US 2015
450 SX-F 2016
450 SX-F 2017
450 SX-F 2018
450 SX-F 2019
450 SX-F 2020
450 SX-F 2021
450 SX-F 2022
125 SX 2017
125 SX 2018
125 SX 2019
125 SX 2020
125 SX 2021
125 SX 2022
250 SX-F Factory Edition US 2015
250 SX-F 2016
250 SX-F 2017
250 SX-F 2018
250 SX-F 2019
250 SX-F 2020
250 SX-F 2021
250 SX-F 2022
250 EXC-F 2017
250 EXC-F 2018
250 EXC-F 2019
250 EXC-F 2020
250 EXC-F 2021
250 EXC-F 2022
250 EXC-F Six Days 2017
250 EXC-F Six Days 2018
250 EXC-F Six Days 2019
250 EXC-F Six Days 2020
250 EXC-F Six Days 2021
250 EXC-F Six Days 2022
150 EXC
250 EXC 2017
250 EXC 2018
250 EXC 2019
250 EXC 2020
250 EXC 2021
250 EXC 2022
250 EXC Six Days 2017
250 EXC Six Days 2018


79029083000 Footrest spring plier	
	250 EXC Six Days 2019
	250 EXC Six Days 2020
	250 EXC Six Days 2021
	250 EXC Six Days 2022
	350 EXC-F 2017
	350 EXC-F 2018
	350 EXC-F 2019
	350 EXC-F 2020
	350 EXC-F 2021
	350 EXC-F 2022
	350 EXC-F Six Days 2017
	350 EXC-F Six Days 2018
	350 EXC-F Six Days 2019
	350 EXC-F Six Days 2020
	350 EXC-F Six Days 2021
	350 EXC-F Six Days 2022
	450 EXC 2017
	450 EXC 2018
	450 EXC 2019
	450 EXC 2020
	450 EXC 2021
	450 EXC 2022
	450 EXC Six Days 2017
	450 EXC Six Days 2018
	450 EXC Six Days 2019
	450 EXC Six Days 2020
	450 EXC Six Days 2021
	450 EXC Six Days 2022
	300 EXC 2017
	300 EXC 2018
	300 EXC 2019
	300 EXC 2020
	300 EXC 2020
	300 EXC 2021
	300 EXC 2022
	300 EXC Six Days 2017
	300 EXC Six Days 2018
	300 EXC Six Days 2019
	300 EXC Six Days 2020
	300 EXC Six Days 2021
	300 EXC Six Days 2022
	500 EXC 2017
	500 EXC 2018
	500 EXC 2019
	500 EXC 2020
	500 EXC 2021
	500 EXC 2022
	500 EXC Six Days 2017
	500 EXC Six Days 2018
	500 EXC Six Days 2019
	500 EXC Six Days 2020
	500 EXC Six Days 2021
	500 EXC Six Days 2022

79029083000 Footrest spring plier

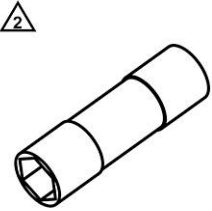
125 XC
125 XC-W
150 XC-W
250 XC-F 2016
250 XC-F 2017
250 XC-F 2018
250 XC-F 2019
250 XC-F 2020
250 XC-F 2021
250 XC-F 2022
250 XC-W 2017
250 XC-W 2018
250 XC-W 2019
250 XC-W 2020
250 XC-W 2021
250 XC-W 2022
250 XC 2017
250 XC 2018
250 XC 2019
250 XC 2020
250 XC 2021
250 XC 2022
350 XC-F 2017
350 XC-F 2018
350 XC-F 2019
350 XC-F 2020
350 XC-F 2021
350 XC-F 2022
350 XCF-W 2020
350 XCF-W 2021
350 XCF-W 2022
450 XC-F 2016
450 XC-F 2017
450 XC-F 2018
450 XC-F 2019
450 XC-F 2020
450 XC-F 2021
450 XC-F 2022
300 XC 2017
300 XC 2018
300 XC 2019
300 XC 2020
300 XC 2021
300 XC 2022
300 XC-W 2017
300 XC-W 2018
300 XC-W 2019
300 XC-W 2020
300 XC-W 2021
300 XC-W 2022
300 XC-W Six Days 2017
300 XC-W Six Days 2018
300 XC-W Six Days 2019

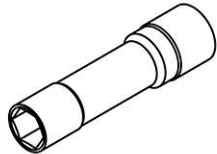
79029083000 Footrest spring plier			
	300 XC-W Six Days 2020		
	500 XC-W 2020		
	500 XCF-W 2021		
	500 XCF-W 2022		
	450 SMR 2021		
	450 SMR 2022		
	Service <input checked="" type="checkbox"/>	Repair <input type="checkbox"/>	optional <input type="checkbox"/>

12.1 Wall tool organizer overview

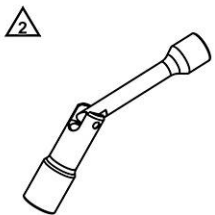


- Spark plug wrench (60029073000) (📖 p. 139)
- Spark plug wrench (75029172000) (📖 p. 139)
- Spark plug wrench with link (77229172000) (📖 p. 140)


60029073000 Spark plug wrench		
 <p>60029073000</p>	<p>Description/example of use Tool for removing and installing spark plugs</p> <p>Technical data Drive: 1/2 in Hexagonal part: 16 mm (0.63 in) Length: 71 mm (2.8 in) used with model 65 SX</p>	
Service	<input checked="" type="checkbox"/>	Repair
	<input type="checkbox"/>	optional

75029172000 Spark plug wrench		
 <p>75029172000</p>	<p>Description/example of use Tool for removing and installing spark plugs</p> <p>Technical data Drive: 1/2 in Hexagonal part: 14 mm (0.55 in) Length: 85 mm (3.35 in) used with model</p>	
	<ul style="list-style-type: none"> 690 SMC R 2014 690 SMC R 2015 690 SMC R 2016 690 SMC R 2017 1050 Adventure 1190 Adventure 1190 Adventure R 1290 Super Adventure 1290 Super Adventure T 1290 Super Adventure R 2017 1290 Super Adventure R 2018 1290 Super Adventure R 2019 690 Enduro R 2014 690 Enduro R 2015 690 Enduro R 2016 690 Enduro R 2017 690 Enduro R 2018 690 Duke 690 Duke R 1290 Super Duke R 2017 1290 Super Duke R 2018 1290 Super Duke R 2019 	

75029172000 Spark plug wrench			
	1290 Super Duke R 2020		
	1290 Super Duke R / RR 2021		
	Super Bike Big		
Service	<input checked="" type="checkbox"/>	Repair	<input type="checkbox"/>
		optional	<input type="checkbox"/>

77229172000 Spark plug wrench with link			
 <p>77229172000</p>	Description/example of use		
	Tool for removing and installing spark plugs		
	Technical data		
	Drive: 3/8 in		
	Hexagonal part: 14 mm (0.55 in)		
	Length: 130 mm (5.12 in)		
	used with model		
	MX1 4 stroke		
	MX2 4 stroke		
	Enduro E1 4 stroke		
	Enduro E2 4 stroke		
	Enduro E3 4 stroke		
	Freeride Dual Sport 4 stroke		
	Cross Country E1 4 stroke		
	Cross Country E2 4 stroke		
	Cross Country E3 4 stroke		
	Supermoto Competition		
	690 SMC R 2019		
	690 SMC R 2020		
	690 SMC R 2021		
	Travel Mid		
	1050 Adventure		
	1090 Adventure		
	1090 Adventure R		
	1090 Adventure S		
	1290 Super Adventure		
	1290 Super Adventure T		
	1290 Super Adventure S		
	1290 Super Adventure R		
	Travel Small		
	690 Enduro R 2019		
	690 Enduro R 2020		
	690 Enduro R 2021		
	Naked Small		
	790 Duke		
	890 Duke		
	890 Duke R		
	Naked Big		
	Super Bike Small		
	Touring		
Service	<input checked="" type="checkbox"/>	Repair	<input type="checkbox"/>
		optional	<input type="checkbox"/>

13.1 Wall tool organizer overview



Groove nut wrench (45229021000) (📖 p. 141)

Groove nut wrench (75029034000) (📖 p. 142)

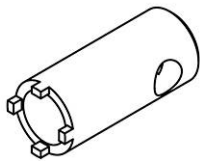
Groove nut wrench (90129021000) (📖 p. 142)

Groove nut wrench (90129022000) (📖 p. 142)

Groove nut wrench (90129050000) (📖 p. 143)

Groove nut wrench (90129050100) (📖 p. 143)

45229021000 Groove nut wrench



45229021000

Description/example of use

Tool for adjusting, removing and installing components with groove nuts

Technical data

Drive: 1/2 in

Outside diameter: 19 mm (0.75 in)

Length: 45 mm (1.77 in)

used with model

Travel Small

125 Duke 2017

125 Duke 2018

125 Duke 2019

125 Duke 2020

125 Duke 2021

200 Duke 2017

200 Duke 2018

200 Duke 2019

200 Duke 2020

200 Duke 2021

250 Duke 2017

250 Duke 2018

250 Duke 2019

250 Duke 2020

250 Duke 2021

390 Duke 2017

390 Duke 2018

390 Duke 2019

390 Duke 2020

390 Duke 2021

RC 125 2016

RC 125 2017

RC 125 2018

RC 125 2019

RC 125 2020

RC 200 2016

RC 200 2017

RC 200 2018

RC 200 2019

RC 200 2020

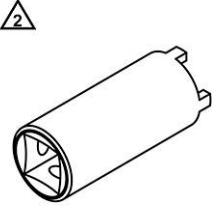
RC 200 2021

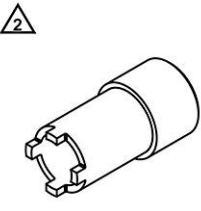
RC 250 2016

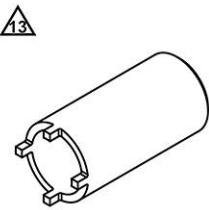
RC 250 2017

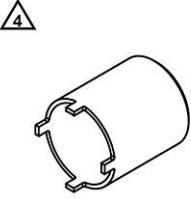
RC 390 2016

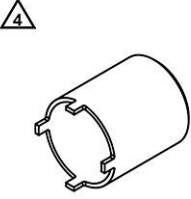
45229021000 Groove nut wrench			
	RC 390 2017		
	RC 390 2018		
RC 390 2019			
RC 390 2020			
RC 390 2021			
Service	<input checked="" type="checkbox"/>	Repair	<input type="checkbox"/>
		optional	<input type="checkbox"/>

75029034000 Groove nut wrench			
 <p>75029034000</p>	Description/example of use		
	Tool for adjusting, removing and installing components with groove nuts		
Technical data			
Drive: 1/2 in			
Outside diameter: 22 mm (0.87 in)			
Length: 53 mm (2.09 in)			
used with model			
690 Duke			
690 Duke R			
Service	<input checked="" type="checkbox"/>	Repair	<input type="checkbox"/>
		optional	<input type="checkbox"/>


90129021000 Groove nut wrench			
 <p>90129021000</p>	Description/example of use		
	Tool for adjusting, removing and installing components with groove nuts		
Technical data			
Drive: 1/2 in			
Outside diameter: 25.9 mm (1.02 in)			
Length: 60 mm (2.36 in)			
used with model			
125 Duke			
200 Duke			
RC 125			
RC 200			
Service	<input type="checkbox"/>	Repair	<input checked="" type="checkbox"/>
		optional	<input type="checkbox"/>

90129022000 Groove nut wrench			
 <p>90129022000</p>	Description/example of use		
	Tool for adjusting, removing and installing components with groove nuts		
Technical data			
Drive: 1/2 in			
Outside diameter: 43 mm (1.69 in)			
Length: 92 mm (3.62 in)			
used with model			
Travel Small			
Naked Small			
Super Bike Small			
Service	<input type="checkbox"/>	Repair	<input checked="" type="checkbox"/>
		optional	<input type="checkbox"/>

90129050000 Groove nut wrench		
 <p>90129050000</p>	<p>Description/example of use Tool for adjusting, removing and installing components with groove nuts</p> <p>Technical data Drive: 1/2 in Outside diameter: 48 mm (1.89 in) Length: 60 mm (2.36 in)</p> <p>used with model 125 Duke 2014 125 Duke 2015 200 Duke 2014 200 Duke 2015 200 Duke 2016 390 Duke 2014 390 Duke 2015</p>	
	Service <input checked="" type="checkbox"/>	Repair <input type="checkbox"/>

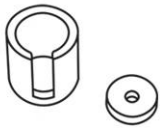
90129050100 Groove nut wrench		
 <p>90129050100</p>	<p>Description/example of use Tool for adjusting, removing and installing components with groove nuts</p> <p>Technical data Drive: 1/2 in Outside diameter: 51 mm (2.01 in) Length: 60 mm (2.36 in)</p> <p>used with model Travel Small Naked Small Super Bike Small</p>	
	Service <input checked="" type="checkbox"/>	Repair <input type="checkbox"/>

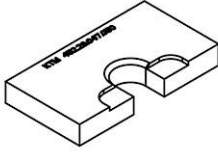
14.1 Wall tool organizer overview




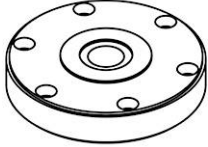
Insert for crankshaft pressing tool (45229008000) (🔍 p. 144)
Separator plate (45229047050) (🔍 p. 145)
Insert for crankshaft pressing tool (46229008000) (🔍 p. 145)
Anchor plate for crankshaft pressing tool (46229047002) (🔍 p. 145)
Separator plate (46229047050) (🔍 p. 145)
Insert for crankshaft pressing tool (47029008000) (🔍 p. 146)
Crankshaft pressing tool (47229047000) (🔍 p. 146)
Crankshaft pressing tool (50329047000) (🔍 p. 146)
Separator plate (50329047050) (🔍 p. 147)
Separator plate (50329047051) (🔍 p. 147)
Sleeve for crankshaft pressing tool (50429047001) (🔍 p. 147)
Cover for crankshaft pressing tool (50429047003) (🔍 p. 148)
Insert for crankshaft pressing tool (54829008000) (🔍 p. 148)
Separator plate (54829009000) (🔍 p. 148)
Insert for crankshaft pressing tool (54829108000) (🔍 p. 149)
Crankshaft pressing tool (75029047000) (🔍 p. 149)
Separator plate, upper part (75029047050) (🔍 p. 150)
Separator plate, base (75029047051) (🔍 p. 150)
Cover for crankshaft pressing tool (76629047003) (🔍 p. 150)
Insert for crankshaft pressing tool (77029008000) (🔍 p. 150)
Separator plate (77029009001) (🔍 p. 151)
Insert for crankshaft pressing tool (77229008000) (🔍 p. 151)
Separator plate (77229009000) (🔍 p. 152)
Separator plate (77229032000) (🔍 p. 152)
Insert for crankshaft pressing tool (77729008000) (🔍 p. 152)
Insert for crankshaft pressing tool (78029008000) (🔍 p. 153)
Separator plate (78029009100) (🔍 p. 153)
Insert for crankshaft pressing tool (78929008000) (🔍 p. 154)
Separator plate (78929009000) (🔍 p. 154)
Insert for crankshaft pressing tool (79029008000) (🔍 p. 155)
Separator plate (79029009000) (🔍 p. 155)
Insert for crankshaft pressing tool (79029108000) (🔍 p. 157)
Separator plate (79229009000) (🔍 p. 157)
Insert for crankshaft pressing tool (79429008000) (🔍 p. 158)
Separator plate (79429009000) (🔍 p. 159)


45229008000 Insert for crankshaft pressing tool


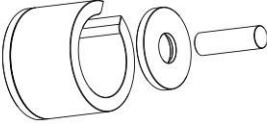

 <p>45229008000</p>	Description/example of use Sleeve with cover used as insert in the pressing tool for pressing the crankshaft together		
	for use with 50329047000 used with model 50 SX 50 SX Mini 50 SXS 50 SXS Mini		
Service	<input type="checkbox"/>	Repair	<input type="checkbox"/>
		optional	<input checked="" type="checkbox"/>

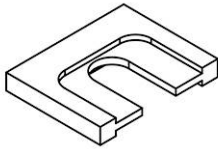
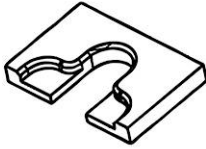
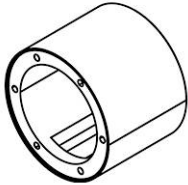
45229047050 Separator plate			
 <p>45229047050</p>	Description/example of use Tool for separating the crankshaft		
	used with model 50 SX 50 SX Mini 50 SXS 50 SXS Mini		
Service	<input type="checkbox"/>	Repair	<input type="checkbox"/>
		optional	<input checked="" type="checkbox"/>

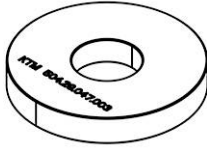

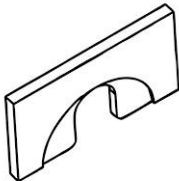
46229008000 Insert for crankshaft pressing tool			
 <p>46229008000</p>	Description/example of use Sleeve with cover used as insert in the pressing tool for pressing the crankshaft together		
	used with model 65 SX		
		for use with 50329047000	
Service	<input type="checkbox"/>	Repair	<input type="checkbox"/>
		optional	<input checked="" type="checkbox"/>



46229047002 Anchor plate for crankshaft pressing tool			
 <p>46229047002</p>	Description/example of use Anchor plate for screwing on to the pressing tool, for pressing the crankshaft together		
	used with model 50 SX 50 SX Mini 50 SXS 50 SXS Mini 65 SX 85 SX 2014 85 SX 2015 85 SX 2016 85 SX 2017 85 SX 2018		
		for use with 50329047000	
Service	<input type="checkbox"/>	Repair	<input type="checkbox"/>
		optional	<input checked="" type="checkbox"/>

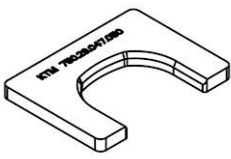
46229047050 Separator plate			
 <p>46229047050</p>	Description/example of use Tool for separating the crankshaft		
	used with model 65 SX 85 SX		
Service	<input type="checkbox"/>	Repair	<input type="checkbox"/>
		optional	<input checked="" type="checkbox"/>

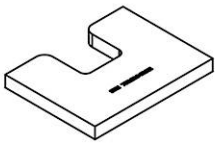
47029008000 Insert for crankshaft pressing tool		
 <p>47029008000</p>	<p>Description/example of use</p> <p>Sleeve with cover used as insert in the pressing tool for pressing the crankshaft together</p> <p>for use with</p> <p>50329047000</p> <p>used with model</p> <p>85 SX 2014</p> <p>85 SX 2015</p> <p>85 SX 2016</p> <p>85 SX 2017</p>	<p>Service <input type="checkbox"/></p> <p>Repair <input type="checkbox"/></p> <p>optional <input checked="" type="checkbox"/></p>
47229047000 Crankshaft pressing tool		
 <p>47229047000</p>	<p>Description/example of use</p> <p>Tool for pressing the crankshaft together</p> <p>used with model</p> <p>85 SX 2018</p> <p>85 SX 2019</p> <p>85 SX 2020</p> <p>85 SX 2021</p> <p>85 SX 2022</p>	<p>Service <input type="checkbox"/></p> <p>Repair <input type="checkbox"/></p> <p>optional <input checked="" type="checkbox"/></p>
50329047000 Crankshaft pressing tool		
 <p>50329047000</p>	<p>Description/example of use</p> <p>Tool for pressing the crankshaft together</p> <p>used with model</p> <p>50 SX</p> <p>50 SX Mini</p> <p>50 SXS</p> <p>50 SXS Mini</p> <p>65 SX</p> <p>85 SX 2014</p> <p>85 SX 2015</p> <p>85 SX 2016</p> <p>85 SX 2017</p> <p>150 SX</p> <p>MX2 2 stroke</p> <p>Enduro E1 2 stroke</p> <p>150 EXC</p> <p>200 EXC</p> <p>Cross Country E1 2 stroke</p> <p>200 XC-W</p>	<p>matching tools / articles are</p> <p>45229008000</p> <p>46229008000</p> <p>46229047002</p> <p>47029008000</p> <p>50429047001</p> <p>54829008000</p> <p>Service <input type="checkbox"/></p> <p>Repair <input type="checkbox"/></p> <p>optional <input checked="" type="checkbox"/></p>

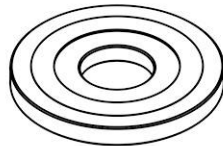
50329047050 Separator plate		
 <p>50329047050</p>	Description/example of use Tool for separating the crankshaft	
	used with model 150 SX MX2 2 stroke 150 EXC Cross Country E1 2 stroke	
Service	<input type="checkbox"/>	Repair
		optional
	<input type="checkbox"/>	<input checked="" type="checkbox"/>
50329047051 Separator plate		
 <p>50329047051</p>	Description/example of use Tool for separating the crankshaft	
	used with model Enduro E1 2 stroke 200 EXC 200 XC-W	
Service	<input type="checkbox"/>	Repair
		optional
	<input type="checkbox"/>	<input checked="" type="checkbox"/>
50429047001 Sleeve for crankshaft pressing tool		
 <p>50429047001</p>	Description/example of use Sleeve insert in the pressing tool for pressing the crankshaft together	
	used with model 150 SX 2016 150 SX 2017 150 SX 2018 150 SX 2019 150 SX 2020 150 SX 2021 150 SX 2022 125 SX 2016 125 SX 2017 125 SX 2018 125 SX 2019 125 SX 2020 125 SX 2021 125 SX 2022 150 EXC 125 XC 125 XC-W 150 XC-W	
		for use with
		50329047000
		matching tools / articles are
		50429047003
Service	<input type="checkbox"/>	Repair
		optional
	<input type="checkbox"/>	<input checked="" type="checkbox"/>

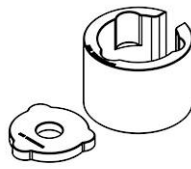
50429047003 Cover for crankshaft pressing tool					
 <p>50429047003</p>	<p>Description/example of use</p> <p>Cover for sleeve, used as insert in the pressing tool for pressing the crankshaft together</p> <p style="text-align: right;">for use with 50429047001</p> <p>used with model</p> <p>150 SX 2016 150 SX 2017 150 SX 2018 150 SX 2019 150 SX 2020 150 SX 2021 150 SX 2022 125 SX 2016 125 SX 2017 125 SX 2018 125 SX 2019 125 SX 2020 125 SX 2021 125 SX 2022 150 EXC 125 XC 125 XC-W 150 XC-W</p>				
	Service	<input type="checkbox"/>	Repair	<input type="checkbox"/>	optional
54829008000 Insert for crankshaft pressing tool					
 <p>54829008000</p>	<p>Description/example of use</p> <p>Sleeve with cover used as insert in the pressing tool for pressing the crankshaft together</p> <p style="text-align: right;">for use with 50329047000</p> <p>used with model</p> <p>150 SX 2014 150 SX 2015 125 SX 2014 125 SX 2015 Enduro E1 2 stroke 200 EXC 150 XC 200 XC-W</p>				
	Service	<input type="checkbox"/>	Repair	<input type="checkbox"/>	optional
54829009000 Separator plate					
 <p>54829009000</p>	<p>Description/example of use</p> <p>Tool for separating the crankshaft</p> <p>used with model</p> <p>250 SX 250 EXC 250 EXC Six Days 250 EXC Factory Edition Enduro E3 2 stroke Freeride Dual Sport 2 stroke</p>				
	Service	<input type="checkbox"/>	Repair	<input type="checkbox"/>	optional

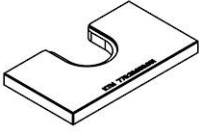
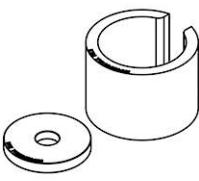
54829009000 Separator plate			
	250 XC-W 250 XC Cross Country E3 2 stroke		
	Service <input type="checkbox"/>	Repair <input type="checkbox"/>	optional <input checked="" type="checkbox"/>
54829108000 Insert for crankshaft pressing tool			
 <p>54829108000</p>	Description/example of use Sleeve with cover used as insert in the pressing tool for pressing the crankshaft together		
	for use with 75029047000 used with model 250 SX 250 EXC 250 EXC Six Days 250 EXC Factory Edition Enduro E3 2 stroke Freeride Dual Sport 2 stroke 250 XC-W 250 XC Cross Country E3 2 stroke		
	Service <input type="checkbox"/>	Repair <input type="checkbox"/>	optional <input checked="" type="checkbox"/>
75029047000 Crankshaft pressing tool			
 <p>75029047000</p>	Description/example of use Tool for pressing the crankshaft together		
	used with model 250 SX MX1 4 stroke MX2 4 stroke Enduro E1 4 stroke 250 EXC 250 EXC Six Days 250 EXC Factory Edition Enduro E2 4 stroke Enduro E3 Freeride Dual Sport Cross Country E1 4 stroke 250 XC-W 250 XC Cross Country E2 4 stroke Cross Country E3 Supermoto Competition Supermoto / Dual Sport Dual Sport Enduro 690 Duke 690 Duke R		
	Service <input type="checkbox"/>	Repair <input type="checkbox"/>	optional <input checked="" type="checkbox"/>


75029047050 Separator plate, upper part		
 <p>75029047050</p>	Description/example of use Tool for separating the crankshaft	
	used with model Supermoto / Dual Sport Dual Sport Enduro 690 Duke 690 Duke R	for use with 75029047051 matching tools / articles are 75029047051
Service	<input type="checkbox"/>	Repair
		optional
		<input checked="" type="checkbox"/>

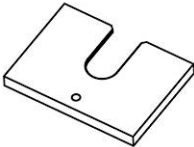
75029047051 Separator plate, base		
 <p>75029047051</p>	Description/example of use Tool for separating the crankshaft	
	used with model Supermoto / Dual Sport Dual Sport Enduro 690 Duke 690 Duke R	for use with 75029047050 matching tools / articles are 75029047050
Service	<input type="checkbox"/>	Repair
		optional
		<input checked="" type="checkbox"/>


76629047003 Cover for crankshaft pressing tool		
 <p>76629047003</p>	Description/example of use Cover for pressing tool for pressing the crankshaft together	
	used with model 690 SMC R 2019 690 SMC R 2020 690 SMC R 2021 690 Enduro R 2019 690 Enduro R 2020 690 Enduro R 2021 690 Duke 2016 690 Duke 2017 690 Duke 2018 690 Duke 2019 690 Duke R 2016 690 Duke R 2017	for use with 75029047000
Service	<input type="checkbox"/>	Repair
		optional
		<input checked="" type="checkbox"/>

77029008000 Insert for crankshaft pressing tool		
 <p>77029008000</p>	Description/example of use Sleeve with cover used as insert in the pressing tool for pressing the crankshaft together	
	used with model 250 EXC-F 2015 250 EXC-F 2016 250 EXC-F Six Days 2015 250 EXC-F Six Days 2016	for use with 75029047000

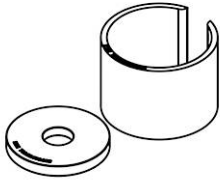
77029008000 Insert for crankshaft pressing tool			
	250 EXC-F Factory Edition 250 XCF-W 2015 250 XCF-W 2016		
	Service <input type="checkbox"/>	Repair <input type="checkbox"/>	optional <input checked="" type="checkbox"/>
77029009001 Separator plate			
 <p>77029009001</p>	Description/example of use Tool for separating the crankshaft		
	used with model 250 SX-F 2014 250 SX-F 2015 250 EXC-F 2014 250 EXC-F 2015 250 EXC-F 2016 250 EXC-F Six Days 2014 250 EXC-F Six Days 2015 250 EXC-F Six Days 2016 250 EXC-F Factory Edition 250 XC-F 2014 250 XC-F 2015 250 XCF-W		
	Service <input type="checkbox"/>	Repair <input type="checkbox"/>	optional <input checked="" type="checkbox"/>
77229008000 Insert for crankshaft pressing tool			
 <p>77229008000</p>	Description/example of use Sleeve with cover used as insert in the pressing tool for pressing the crankshaft together		
	for use with 75029047000		
used with model 350 SX-F 350 EXC-F 2014 350 EXC-F 2015 350 EXC-F 2016 350 EXC-F 2017 350 EXC-F 2018 350 EXC-F 2019 350 EXC-F Six Days 2014 350 EXC-F Six Days 2015 350 EXC-F Six Days 2016 350 EXC-F Six Days 2017 350 EXC-F Six Days 2018 350 EXC-F Six Days 2019 350 EXC-F Factory Edition Freeride 350 350 XC-F 350 XCF-W 2014 350 XCF-W 2015 350 XCF-W 2016 350 XCF-W Six Days			
	Service <input type="checkbox"/>	Repair <input type="checkbox"/>	optional <input checked="" type="checkbox"/>

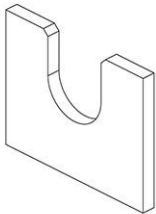
77229009000 Separator plate		
 <p>77229009000</p>	<p>Description/example of use</p> <p>Tool for separating the crankshaft</p>	
	<p>used with model</p> <p>350 SX-F 2014</p> <p>350 SX-F 2015</p> <p>350 EXC-F 2014</p> <p>350 EXC-F 2015</p> <p>350 EXC-F 2016</p> <p>350 EXC-F Six Days 2014</p> <p>350 EXC-F Six Days 2015</p> <p>350 EXC-F Six Days 2016</p> <p>350 EXC-F Factory Edition</p> <p>Freeride 350</p> <p>350 XC-F 2014</p> <p>350 XC-F 2015</p> <p>350 XCF-W 2014</p> <p>350 XCF-W 2015</p> <p>350 XCF-W 2016</p> <p>350 XCF-W Six Days</p>	
	Service <input type="checkbox"/>	Repair <input type="checkbox"/> optional <input checked="" type="checkbox"/>

77229032000 Separator plate		
 <p>77229032000</p>	<p>Description/example of use</p> <p>Tool for pressing out balancer shaft drive gear wheel</p>	
	<p>used with model</p> <p>350 SX-F</p> <p>MX2 4 stroke</p> <p>Enduro E1 4 stroke</p> <p>350 EXC-F</p> <p>350 EXC-F Six Days</p> <p>350 EXC-F Factory Edition</p> <p>Freeride Dual Sport 4 stroke</p> <p>Cross Country E1 4 stroke</p> <p>350 XC-F</p> <p>350 XCF-W</p> <p>350 XCF-W Six Days</p> <p>125 Duke</p> <p>200 Duke</p> <p>RC 125</p> <p>RC 200</p>	
	Service <input type="checkbox"/>	Repair <input type="checkbox"/> optional <input checked="" type="checkbox"/>


77729008000 Insert for crankshaft pressing tool		
 <p>77729008000</p>	<p>Description/example of use</p> <p>Sleeve with cover used as insert in the pressing tool for pressing the crankshaft together</p>	
	<p>for use with</p> <p>75029047000</p> <p>used with model</p> <p>250 SX-F 2014</p> <p>250 SX-F EU 2015</p> <p>250 SX-F US 2015</p>	

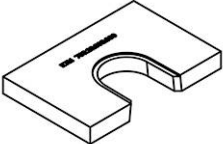
77729008000 Insert for crankshaft pressing tool			
	250 EXC-F 2014		
	250 EXC-F Six Days 2014		
	250 XC-F 2014		
	250 XC-F 2015		
	250 XCF-W 2014		
Service	<input type="checkbox"/>	Repair	<input type="checkbox"/>
		optional	<input checked="" type="checkbox"/>

78029008000 Insert for crankshaft pressing tool			
 <p>78029008000</p>	<p>Description/example of use</p> <p>Sleeve with cover used as insert in the pressing tool for pressing the crankshaft together</p>		
	<p>for use with</p> <p>75029047000</p>		
	<p>used with model</p> <p>450 EXC 2014</p> <p>450 EXC 2015</p> <p>450 EXC 2016</p> <p>450 EXC Six Days 2014</p> <p>450 EXC Six Days 2015</p> <p>450 EXC Six Days 2016</p> <p>450 EXC Factory Edition</p> <p>500 EXC 2014</p> <p>500 EXC 2015</p> <p>500 EXC 2016</p> <p>500 EXC Six Days 2014</p> <p>500 EXC Six Days 2015</p> <p>500 EXC Six Days 2016</p> <p>450 XC-W</p> <p>500 XC-W 2014</p> <p>500 XC-W 2015</p> <p>500 XC-W 2016</p>		
Service	<input type="checkbox"/>	Repair	<input type="checkbox"/>
		optional	<input checked="" type="checkbox"/>


78029009100 Separator plate			
 <p>78029009100</p>	<p>Description/example of use</p> <p>Tool for separating the crankshaft</p>		
	<p>used with model</p> <p>450 EXC 2014</p> <p>450 EXC 2015</p> <p>450 EXC 2016</p> <p>450 EXC Six Days 2014</p> <p>450 EXC Six Days 2015</p> <p>450 EXC Six Days 2016</p> <p>450 EXC Factory Edition</p> <p>500 EXC 2014</p> <p>500 EXC 2015</p> <p>500 EXC 2016</p> <p>500 EXC Six Days 2014</p> <p>500 EXC Six Days 2015</p> <p>500 EXC Six Days 2016</p> <p>450 XC-W</p>		

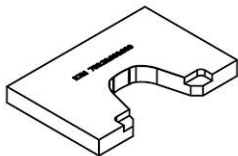
78029009100 Separator plate			
	500 XC-W 2014		
	500 XC-W 2015		
	500 XC-W 2016		
Service	<input type="checkbox"/>	Repair	<input type="checkbox"/>
		optional	<input checked="" type="checkbox"/>

78929008000 Insert for crankshaft pressing tool			
 <p>78929008000</p>	Description/example of use Sleeve with cover used as insert in the pressing tool for pressing the crankshaft together		
	for use with 75029047000		
used with model 450 SX-F 450 EXC 2017 450 EXC 2018 450 EXC 2019 450 EXC 2020 450 EXC 2021 450 EXC 2022 450 EXC Six Days 2017 450 EXC Six Days 2018 450 EXC Six Days 2019 450 EXC Six Days 2020 450 EXC Six Days 2021 450 EXC Six Days 2022 500 EXC 2017 500 EXC 2018 500 EXC 2019 500 EXC 2020 500 EXC 2021 500 EXC 2022 500 EXC Six Days 2017 500 EXC Six Days 2018 500 EXC Six Days 2019 500 EXC Six Days 2020 500 EXC Six Days 2021 500 EXC Six Days 2022 450 XC-F 500 XC-W 2020 500 XCF-W 2021 500 XCF-W 2022 Supermoto Competition			
Service	<input type="checkbox"/>	Repair	<input type="checkbox"/>
		optional	<input checked="" type="checkbox"/>

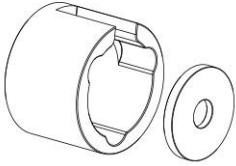
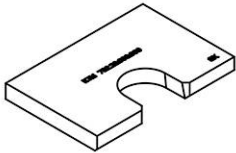
78929009000 Separator plate			
 <p>78929009000</p>	Description/example of use Tool for separating the crankshaft		
	used with model 450 SX-F 2014 450 SX-F EU 2015		

78929009000 Separator plate			
	450 SX-F US 2015		
	450 XC-F 2014 450 XC-F 2015		
Service	<input type="checkbox"/>	Repair	<input type="checkbox"/>
		optional	<input checked="" type="checkbox"/>

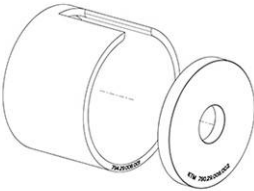
79029008000 Insert for crankshaft pressing tool			
 <p>79029008000</p>	Description/example of use Sleeve with cover used as insert in the pressing tool for pressing the crankshaft together		
	for use with 75029047000 used with model 350 SX-F 2016 350 SX-F 2017 350 SX-F 2018 350 SX-F 2019 350 SX-F 2020 350 SX-F 2021 350 SX-F 2022 250 SX-F Factory Edition US 2015 250 SX-F 2016 250 SX-F 2017 250 SX-F 2018 250 SX-F 2019 250 SX-F 2020 250 SX-F 2021 250 SX-F 2022 250 XC-F 2016 250 XC-F 2017 250 XC-F 2018 250 XC-F 2019 250 XC-F 2020 250 XC-F 2021 250 XC-F 2022 350 XC-F 2016 350 XC-F 2017 350 XC-F 2018 350 XC-F 2019 350 XC-F 2020 350 XC-F 2021 350 XC-F 2022		
Service	<input type="checkbox"/>	Repair	<input type="checkbox"/>
		optional	<input checked="" type="checkbox"/>

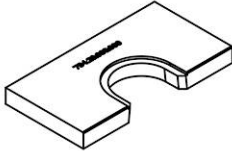
79029009000 Separator plate			
 <p>79029009000</p>	Description/example of use Tool for separating the crankshaft		
	used with model 250 SX-F Factory Edition US 2015 250 SX-F 2016 250 SX-F 2017 250 SX-F 2018 250 SX-F 2019 250 SX-F 2020		

79029009000 Separator plate		
	250 SX-F 2021	
	250 SX-F 2022	
	250 EXC-F 2017	
	250 EXC-F 2018	
	250 EXC-F 2019	
	250 EXC-F 2020	
	250 EXC-F 2021	
	250 EXC-F 2022	
	250 EXC-F Six Days 2017	
	250 EXC-F Six Days 2018	
	250 EXC-F Six Days 2019	
	250 EXC-F Six Days 2020	
	250 EXC-F Six Days 2021	
	250 EXC-F Six Days 2022	
	350 EXC-F 2020	
	350 EXC-F 2021	
	350 EXC-F 2022	
	350 EXC-F Six Days 2020	
	350 EXC-F Six Days 2021	
	350 EXC-F Six Days 2022	
	450 EXC 2017	
	450 EXC 2018	
	450 EXC 2019	
	450 EXC Six Days 2017	
	450 EXC Six Days 2018	
	450 EXC Six Days 2019	
	500 EXC 2017	
	500 EXC 2018	
	500 EXC 2019	
	500 EXC Six Days 2017	
	500 EXC Six Days 2018	
	500 EXC Six Days 2019	
	Freeride 250 F	
	250 XC-F 2016	
	250 XC-F 2017	
	250 XC-F 2018	
	250 XC-F 2019	
	250 XC-F 2020	
	250 XC-F 2021	
	250 XC-F 2022	
	350 XCF-W 2020	
	350 XCF-W 2021	
	350 XCF-W 2022	
	Service <input type="checkbox"/>	Repair <input type="checkbox"/>
		optional <input checked="" type="checkbox"/>


79029108000 Insert for crankshaft pressing tool		
 <p>79029108000</p>	<p>Description/example of use</p> <p>Sleeve with cover used as insert in the pressing tool for pressing the crankshaft together</p> <p>for use with 75029047000</p> <p>used with model</p> <p>250 EXC-F 2017 250 EXC-F 2018 250 EXC-F 2019 250 EXC-F 2020 250 EXC-F 2021 250 EXC-F 2022 250 EXC-F Six Days 2017 250 EXC-F Six Days 2018 250 EXC-F Six Days 2019 250 EXC-F Six Days 2020 250 EXC-F Six Days 2021 250 EXC-F Six Days 2022 350 EXC-F 2020 350 EXC-F 2021 350 EXC-F 2022 350 EXC-F Six Days 2020 350 EXC-F Six Days 2021 350 EXC-F Six Days 2022 Freeride 250 F 350 XCF-W 2020 350 XCF-W 2021 350 XCF-W 2022</p>	<p>Service <input type="checkbox"/></p> <p>Repair <input type="checkbox"/></p> <p>optional <input checked="" type="checkbox"/></p>
79229009000 Separator plate		
 <p>79229009000</p>	<p>Description/example of use</p> <p>Tool for separating the crankshaft</p> <p>used with model</p> <p>350 SX-F 2016 350 SX-F 2017 350 SX-F 2018 350 SX-F 2019 350 SX-F 2020 350 SX-F 2021 350 SX-F 2022 350 EXC-F 2017 350 EXC-F 2018 350 EXC-F 2019 350 EXC-F Six Days 2017 350 EXC-F Six Days 2018 350 EXC-F Six Days 2019 350 XC-F 2016 350 XC-F 2017 350 XC-F 2018 350 XC-F 2019</p>	

79229009000 Separator plate			
	350 XC-F 2020		
	350 XC-F 2021		
	350 XC-F 2022		
Service	<input type="checkbox"/>	Repair	<input type="checkbox"/>
		optional	<input checked="" type="checkbox"/>

79429008000 Insert for crankshaft pressing tool	
 <p>79428008000</p>	<p>Description/example of use</p> <p>Sleeve with cover used as insert in the pressing tool for pressing the crankshaft together</p> <p>for use with 75029047000</p> <p>used with model</p> <p>450 SX-F Factory Edition US 2015 450 SX-F 2016 450 SX-F 2017 450 SX-F 2018 450 SX-F 2019 450 SX-F 2020 450 SX-F 2021 450 SX-F 2022 450 EXC 2017 450 EXC 2018 450 EXC 2019 450 EXC 2020 450 EXC 2021 450 EXC 2022 450 EXC Six Days 2017 450 EXC Six Days 2018 450 EXC Six Days 2019 450 EXC Six Days 2020 450 EXC Six Days 2021 450 EXC Six Days 2022 500 EXC 2017 500 EXC 2018 500 EXC 2019 500 EXC 2020 500 EXC 2021 500 EXC 2022 500 EXC Six Days 2017 500 EXC Six Days 2018 500 EXC Six Days 2019 500 EXC Six Days 2020 500 EXC Six Days 2021 500 EXC Six Days 2022 450 XC-F 2016 450 XC-F 2017 450 XC-F 2018 450 XC-F 2019 450 XC-F 2020 450 XC-F 2021 450 XC-F 2022 500 XC-W 2020 500 XCF-W 2021</p>

79429008000 Insert for crankshaft pressing tool			
	500 XCF-W 2022		
	450 SMR 2021 450 SMR 2022		
	Service <input type="checkbox"/>	Repair <input type="checkbox"/>	optional <input checked="" type="checkbox"/>
79429009000 Separator plate			
 <p>79429009000</p>	Description/example of use Tool for separating the crankshaft		
	used with model 450 SX-F Factory Edition US 2015 450 SX-F 2016 450 SX-F US 2017 450 SX-F Factory Edition US 2017 450 SX-F US 2018 450 SX-F Factory Edition US 2018 450 SX-F 2019 450 SX-F 2020 450 SX-F 2021 450 SX-F 2022 450 EXC 2020 450 EXC 2021 450 EXC 2022 450 EXC Six Days 2020 450 EXC Six Days 2021 450 EXC Six Days 2022 500 EXC 2020 500 EXC 2021 500 EXC 2022 500 EXC Six Days 2020 500 EXC Six Days 2021 500 EXC Six Days 2022 450 XC-F 2016 450 XC-F 2017 450 XC-F 2018 450 XC-F 2019 450 XC-F 2020 450 XC-F 2021 450 XC-F 2022 500 XC-W 2020 500 XCF-W 2021 500 XCF-W 2022 450 SMR 2021 450 SMR 2022 Travel Mid 790 Duke 890 Duke 890 Duke R		
	Service <input type="checkbox"/>	Repair <input type="checkbox"/>	optional <input checked="" type="checkbox"/>

15.1 Wall tool organizer overview



Piston ring compressor (60029015000) (🗨️ p. 160)

Piston assembly ring (61329015108) (🗨️ p. 161)

Piston assembly ring (75029015102) (🗨️ p. 162)

Insertion for piston ring lock (75029035000) (🗨️ p. 162)

Insertion for piston ring lock (77229030000) (🗨️ p. 163)


Insertion for piston ring lock (77329030100) (🗨️ p. 163)

Insertion for piston ring lock (77629030000) (🗨️ p. 163)

Insertion for piston ring lock (77729030200) (🗨️ p. 164)

Insertion for piston ring lock (90129030000) (🗨️ p. 164)

60029015000 Piston ring compressor



60029015000

Description/example of use

Tool for tensioning piston rings when installing the piston in the cylinder

Technical data

Height: 80 mm (3.15 in)

Diameter: 57 ... 125 mm (2.24 ... 4.92 in)

used with model

MX1 4 stroke

MX2 4 stroke

Enduro E1 4 stroke

Enduro E2 4 stroke

Enduro E3 4 stroke

Freeride Dual Sport 4 stroke

Cross Country E1 4 stroke

Cross Country E2 4 stroke

Cross Country E3 4 stroke

Supermoto Competition

690 SMC R 2019

690 SMC R 2020

690 SMC R 2021

Travel Mid

1050 Adventure

1090 Adventure

1090 Adventure R

1090 Adventure S

1190 Adventure

1190 Adventure R

1290 Super Adventure S 2019

1290 Super Adventure S 2020

1290 Super Adventure S 2021

1290 Super Adventure R 2019

1290 Super Adventure R 2020

1290 Super Adventure R 2021

Travel Small

690 Enduro R 2019

690 Enduro R 2020

690 Enduro R 2021

125 Duke 2016

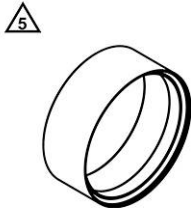
125 Duke 2017

125 Duke 2018

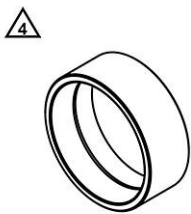
125 Duke 2019

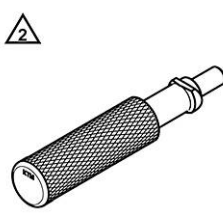
125 Duke 2020

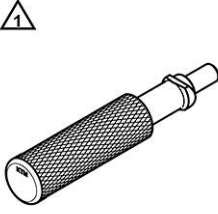
60029015000 Piston ring compressor		
	125 Duke 2021 200 Duke 2017 200 Duke 2018 200 Duke 2019 200 Duke 2020 200 Duke 2021 250 Duke 390 Duke 690 Duke 2016 690 Duke 2017 690 Duke 2018 690 Duke 2019 690 Duke R 2016 690 Duke R 2017 790 Duke 890 Duke 890 Duke R 1290 Super Duke R 2019 1290 Super Duke R 2020 1290 Super Duke R / RR 2021 RC 125 2016 RC 125 2017 RC 125 2018 RC 125 2019 RC 125 2020 RC 200 2017 RC 200 2018 RC 200 2019 RC 200 2020 RC 200 2021 RC 250 RC 390 Super Bike Big 1290 Super Duke GT 2019 1290 Super Duke GT 2020 1290 Super Duke GT 2021	
	Service <input type="checkbox"/>	Repair <input checked="" type="checkbox"/>

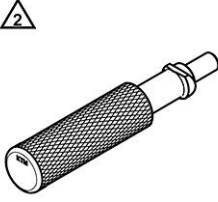
61329015108 Piston assembly ring	
 <p>61329015108</p>	<p>Description/example of use Tool for installing the piston in the cylinder</p> <p>Technical data Height: 48 mm (1.89 in) Diameter: 108 mm (4.25 in)</p> <p>used with model 1290 Super Adventure 1290 Super Adventure T 1290 Super Adventure S 2017 1290 Super Adventure S 2018 1290 Super Adventure R 2017 1290 Super Adventure R 2018 1290 Super Duke R 2014 1290 Super Duke R 2015</p>

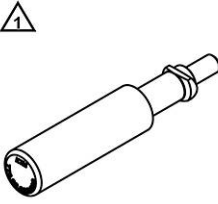
61329015108 Piston assembly ring		
	1290 Super Duke R 2016 1290 Super Duke R 2017 1290 Super Duke R 2018 1290 Super Duke R Special Edition 1290 Super Duke GT 2016 1290 Super Duke GT 2017 1290 Super Duke GT 2018	
	Service <input type="checkbox"/>	Repair <input checked="" type="checkbox"/>

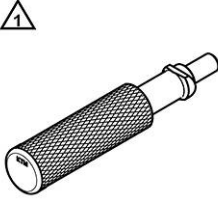
75029015102 Piston assembly ring		
 <p>75029015102</p>	Description/example of use Tool for installing the piston in the cylinder Technical data Height: 45 mm (1.77 in) Diameter: 102 mm (4.02 in) used with model 690 SMC R 2014 690 SMC R 2015 690 SMC R 2016 690 SMC R 2017 690 Enduro R 2014 690 Enduro R 2015 690 Enduro R 2016 690 Enduro R 2017 690 Enduro R 2018 690 Duke 2014 690 Duke 2015 690 Duke R 2014 690 Duke R 2015	
	Service <input type="checkbox"/>	Repair <input checked="" type="checkbox"/>

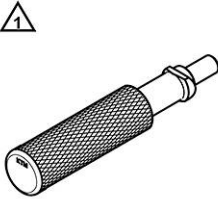
75029035000 Insertion for piston ring lock		
 <p>75029035000</p>	Description/example of use Tool for installing the piston ring lock in the piston used with model Supermoto / Dual Sport Travel Big Dual Sport Enduro 690 Duke 690 Duke R Naked Big Super Bike Big Touring	
	Service <input type="checkbox"/>	Repair <input checked="" type="checkbox"/>

77229030000 Insertion for piston ring lock		
 <p>77229030000</p>	<p>Description/example of use</p> <p>Tool for installing the piston ring lock in the piston</p>	
	<p>used with model</p> <p>350 SX-F</p> <p>250 SX-F 2014</p> <p>350 EXC-F</p> <p>350 EXC-F Six Days</p> <p>350 EXC-F Factory Edition</p> <p>Freeride 350</p> <p>250 XC-F 2014</p> <p>350 XC-F</p> <p>350 XCF-W</p> <p>350 XCF-W Six Days</p>	
	Service <input type="checkbox"/>	Repair <input checked="" type="checkbox"/>
		optional <input type="checkbox"/>


77329030100 Insertion for piston ring lock		
 <p>77329030100</p>	<p>Description/example of use</p> <p>Tool for installing the piston ring lock in the piston</p>	
	<p>used with model</p> <p>450 SX-F</p> <p>450 EXC</p> <p>450 EXC Six Days</p> <p>450 EXC Factory Edition</p> <p>Enduro E3 4 stroke</p> <p>450 XC-F</p> <p>450 XC-W</p> <p>Cross Country E3 4 stroke</p> <p>Supermoto Competition</p> <p>Travel Small</p> <p>250 Duke</p> <p>390 Duke</p> <p>RC 250</p> <p>RC 390</p>	
	Service <input type="checkbox"/>	Repair <input checked="" type="checkbox"/>
		optional <input type="checkbox"/>

77629030000 Insertion for piston ring lock		
 <p>77629030000</p>	<p>Description/example of use</p> <p>Tool for installing the piston ring lock in the piston</p>	
	<p>used with model</p> <p>Travel Mid</p> <p>790 Duke</p> <p>890 Duke</p> <p>890 Duke R</p>	
	Service <input type="checkbox"/>	Repair <input checked="" type="checkbox"/>
		optional <input type="checkbox"/>

77729030200 Insertion for piston ring lock			
 <p>77729030200</p>	Description/example of use Tool for installing the piston ring lock in the piston		
	used with model 250 SX-F 2015 250 SX-F 2016 250 SX-F 2017 250 SX-F 2018 250 SX-F 2019 250 SX-F 2020 250 SX-F 2021 250 SX-F 2022 250 EXC-F 2015 250 EXC-F 2016 250 EXC-F 2017 250 EXC-F 2018 250 EXC-F 2019 250 EXC-F 2020 250 EXC-F 2021 250 EXC-F 2022 250 EXC-F Six Days 2015 250 EXC-F Six Days 2016 250 EXC-F Six Days 2017 250 EXC-F Six Days 2018 250 EXC-F Six Days 2019 250 EXC-F Six Days 2020 250 EXC-F Six Days 2021 250 EXC-F Six Days 2022 250 EXC-F Factory Edition Freeride 250 F 250 XC-F 2015 250 XC-F 2016 250 XC-F 2017 250 XC-F 2018 250 XC-F 2019 250 XC-F 2020 250 XC-F 2021 250 XC-F 2022 250 XCF-W 2015 250 XCF-W 2016		
	Service <input type="checkbox"/>	Repair <input checked="" type="checkbox"/>	optional <input type="checkbox"/>

90129030000 Insertion for piston ring lock			
 <p>90129030000</p>	Description/example of use Tool for installing the piston ring lock in the piston		
	used with model 125 Duke 200 Duke RC 125 RC 200		
	Service <input type="checkbox"/>	Repair <input checked="" type="checkbox"/>	optional <input type="checkbox"/>

16.1 Wall tool organizer overview



Mounting tool for lock ring (61229032000) (📖 p. 165)

Mounting tool for lock ring (63529032000) (📖 p. 165)

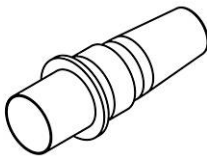
Mounting tool for lock ring (75029005000) (📖 p. 165)

Assembly screws (75029033000) (📖 p. 166)

Mounting tool for lock ring (76629032000) (📖 p. 166)

Mounting tool for lock ring (79029005000) (📖 p. 167)

61229032000 Mounting tool for lock ring



61229032000

Description/example of use

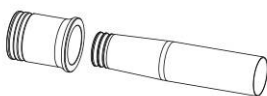
Tool for mounting lock rings on the countershaft

used with model

- 1050 Adventure
- 1090 Adventure
- 1090 Adventure R
- 1090 Adventure S
- 1290 Super Adventure
- 1290 Super Adventure T
- 1290 Super Adventure S 2017
- 1290 Super Adventure S 2018
- 1290 Super Adventure S 2019
- 1290 Super Adventure S 2020
- 1290 Super Adventure R 2017
- 1290 Super Adventure R 2018
- 1290 Super Adventure R 2019
- 1290 Super Adventure R 2020

Service	<input type="checkbox"/>	Repair	<input checked="" type="checkbox"/>	optional	<input type="checkbox"/>
---------	--------------------------	--------	-------------------------------------	----------	--------------------------

63529032000 Mounting tool for lock ring



63529032000

Description/example of use

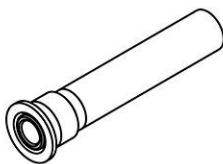
Tool for mounting lock rings on the countershaft and main shaft

used with model

- Travel Mid
- 790 Duke
- 890 Duke
- 890 Duke R

Service	<input type="checkbox"/>	Repair	<input checked="" type="checkbox"/>	optional	<input type="checkbox"/>
---------	--------------------------	--------	-------------------------------------	----------	--------------------------

75029005000 Mounting tool for lock ring



75029005000



Description/example of use



Tool for mounting lock rings on the drive and countershaft

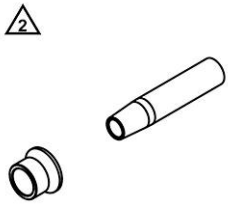
used with model

- 250 SX-F Factory Edition US 2015
- 250 SX-F 2016
- 250 SX-F 2017
- 250 SX-F 2018
- 250 XC-F 2016
- 250 XC-F 2017
- 250 XC-F 2018


75029005000 Mounting tool for lock ring			
	690 SMC R 2014		
	690 SMC R 2015		
	690 SMC R 2016		
	690 SMC R 2017		
	690 Enduro R 2014		
	690 Enduro R 2015		
	690 Enduro R 2016		
	690 Enduro R 2017		
	690 Enduro R 2018		
	690 Duke 2014		
	690 Duke 2015		
	690 Duke R 2014		
	690 Duke R 2015		
	Service	<input type="checkbox"/>	Repair
			<input checked="" type="checkbox"/>
		optional	
		<input type="checkbox"/>	

75029033000 Assembly screws			
<p>4x </p>  <p>75029033000</p>	Description/example of use		
	4 screws for tensioning the slipper clutch		
	used with model		
	Supermoto / Dual Sport		
	Dual Sport Enduro		
	690 Duke		
	690 Duke R		
	Service	<input type="checkbox"/>	Repair
			<input checked="" type="checkbox"/>
			optional
		<input type="checkbox"/>	

76629032000 Mounting tool for lock ring		
<p></p>  <p>76629032000</p>	Description/example of use	
	Tool for mounting lock rings on the countershaft and main shaft	
	used with model	
	690 SMC R 2019	
	690 SMC R 2020	
	690 SMC R 2021	
	Travel Mid	
	690 Enduro R 2019	
	690 Enduro R 2020	
	690 Enduro R 2021	
	690 Duke 2016	
	690 Duke 2017	
	690 Duke 2018	
	690 Duke 2019	
	690 Duke R 2016	
	690 Duke R 2017	
	790 Duke	
	890 Duke	
	890 Duke R	
	Service	<input type="checkbox"/>
		<input checked="" type="checkbox"/>
		optional
		<input type="checkbox"/>

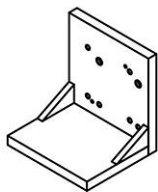
79029005000 Mounting tool for lock ring			
 <p>79029005000</p>	<p>Description/example of use</p> <p>Tool for mounting lock ring on the main shaft</p>		
	<p>used with model</p> <p>250 SX-F Factory Edition US 2015</p> <p>250 SX-F 2016</p> <p>250 SX-F 2017</p> <p>250 SX-F 2018</p> <p>250 XC-F 2016</p> <p>250 XC-F 2017</p> <p>250 XC-F 2018</p>		
Service	<input type="checkbox"/>	Repair	<input checked="" type="checkbox"/>
		optional	<input type="checkbox"/>

17.1 Overview



Clamping plate (75029050000) (🔍 p. 168)

75029050000 Clamping plate



75029050000

Description/example of use

Plate for mounting the cylinder head

used with model

450 SX-F
 450 EXC
 450 EXC Six Days
 450 EXC Factory Edition
 Enduro E3 4 stroke
 450 XC-F
 450 XC-W
 Cross Country E3 4 stroke
 Supermoto Competition
 Supermoto / Dual Sport
 Dual Sport Enduro
 690 Duke
 690 Duke R

Service




Repair



optional



17.2 Wall tool organizer overview



Valve spring mounter (59029019000) (🔍 p. 169)

Limit plug gauge (59029026006) (🔍 p. 169)

Release device for timing chain tensioner (61229021000) (🔍 p. 170)

Spread transmission fixture (61329035000) (🔍 p. 170)

Insert for valve spring lever (63529060000) (🔍 p. 170)

Limit plug gauge (77029026000) (🔍 p. 171)

Insert for valve spring lever (77029041200) (🔍 p. 171)

Limit plug gauge (77229026000) (🔍 p. 172)

Timing chain tensioner insert (77229035000) (🔍 p. 173)

Adjustment bush bridge (77229050044) (🔍 p. 173)

Insert for valve spring lever (77229060000) (🔍 p. 174)

Release device for timing chain tensioner (77329051000) (🔍 p. 174)

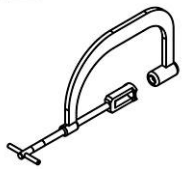

Insert for valve spring lever (78029060000) (🔍 p. 175)

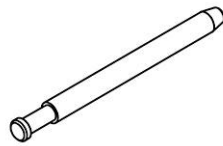

Locking screw (78129032000) (🔍 p. 175)

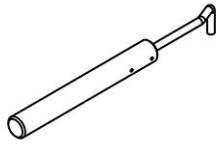
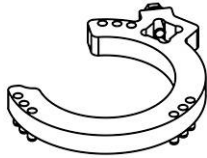

Insert for valve spring lever (79029060000) (🔍 p. 175)

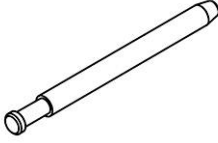
Limit plug gage (90129026000) (🔍 p. 177)


Insert for valve spring lever (90129060000) (🔍 p. 177)

59029019000 Valve spring mounter		
 <p>2x </p> <p>59029019000</p>	<p>Description/example of use</p> <p>Tool for installing and removing valves and valve springs</p>	
	<p>used with model</p> <p>MX1 4 stroke</p> <p>MX2 4 stroke</p> <p>Enduro E1 4 stroke</p> <p>Enduro E2 4 stroke</p> <p>Enduro E3 4 stroke</p> <p>Freeride Dual Sport 4 stroke</p> <p>Cross Country E1 4 stroke</p> <p>Cross Country E2 4 stroke</p> <p>Cross Country E3 4 stroke</p> <p>Supermoto Competition</p> <p>Supermoto / Dual Sport</p> <p>Travel</p> <p>Naked Bike</p> <p>Sport Bike</p> <p>Touring</p>	<p>matching tools / articles are</p> <p>63529060000</p> <p>77029041200</p> <p>77229060000</p> <p>78029060000</p> <p>79029060000</p> <p>90129060000</p>
<p>Service <input type="checkbox"/></p>		<p>Repair <input checked="" type="checkbox"/></p>
<p>optional <input type="checkbox"/></p>		

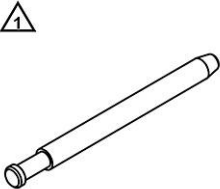
59029026006 Limit plug gauge		
 <p></p> <p>59029026006</p>	<p>Description/example of use</p> <p>Tool for checking valve guides</p>	
	<p>Technical data</p> <p>Diameter: 6.05 mm (0.2382 in)</p> <p>used with model</p> <p>450 SX-F</p> <p>450 EXC</p> <p>450 EXC Six Days</p> <p>450 EXC Factory Edition</p> <p>Enduro E3 4 stroke</p> <p>450 XC-F</p> <p>450 XC-W</p> <p>Cross Country E3 4 stroke</p> <p>Supermoto Competition</p> <p>Supermoto / Dual Sport</p> <p>Travel Big</p> <p>Dual Sport Enduro</p> <p>690 Duke</p> <p>690 Duke R</p> <p>Naked Big</p> <p>Super Bike Big</p> <p>Touring</p>	
<p>Service <input type="checkbox"/></p>		<p>Repair <input checked="" type="checkbox"/></p>
<p>optional <input type="checkbox"/></p>		

61229021000 Release device for timing chain tensioner			
 <p>61229021000</p>	Description/example of use Tool for installing timing chain tensioner		
	used with model 350 SX-F MX2 4 stroke Enduro E1 4 stroke 350 EXC-F 350 EXC-F Six Days 350 EXC-F Factory Edition Freeride 250 F Cross Country E1 4 stroke 350 XC-F 350 XCF-W 350 XCF-W Six Days Travel Mid Travel Big 790 Duke 890 Duke 890 Duke R Naked Big Super Bike Big Touring		
	Service	<input checked="" type="checkbox"/>	Repair
			<input type="checkbox"/>
	optional		<input type="checkbox"/>
61329035000 Spread transmission fixture			
 <p>61329035000</p>	Description/example of use Tool for tensioning the spread transmission		
	used with model 1290 Super Adventure 1290 Super Adventure T 1290 Super Adventure S 1290 Super Adventure R		
	Service	<input type="checkbox"/>	Repair
			<input checked="" type="checkbox"/>
	optional		<input type="checkbox"/>
63529060000 Insert for valve spring lever			
 <p>63529060000</p>	Description/example of use Tool for installing and removing valves and valve springs		
	for use with 59029019000 used with model Travel Mid 790 Duke 890 Duke 890 Duke R		
	Service	<input type="checkbox"/>	Repair
			<input checked="" type="checkbox"/>
	optional		<input type="checkbox"/>


77029026000 Limit plug gauge				
 77029026000	Description/example of use Tool for checking valve guides Technical data Diameter: 5.05 mm (0.1988 in) used with model 450 EXC 2014 450 EXC 2015 450 EXC 2016 450 EXC Six Days 2014 450 EXC Six Days 2015 450 EXC Six Days 2016 450 EXC Factory Edition 500 EXC 2014 500 EXC 2015 500 EXC 2016 500 EXC Six Days 2014 500 EXC Six Days 2015 500 EXC Six Days 2016 450 XC-W 500 XC-W 2014 500 XC-W 2015 500 XC-W 2016 450 SMR 2014 Travel Mid Travel Small 200 Duke 2021 250 Duke 390 Duke 790 Duke 890 Duke 890 Duke R RC 200 2021 RC 250 RC 390	Service <input type="checkbox"/>	Repair <input checked="" type="checkbox"/>	optional <input type="checkbox"/>

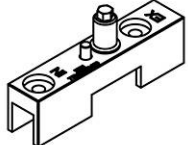
77029041200 Insert for valve spring lever			
 77029041200	Description/example of use Tool for installing and removing valves and valve springs for use with 59029019000 used with model 450 SX-F 250 SX-F Factory Edition US 2015 250 SX-F 2016 250 SX-F 2017 250 SX-F 2018 250 SX-F 2019 250 SX-F 2020 250 SX-F 2021 250 SX-F 2022 250 EXC-F 2017 250 EXC-F 2018		

77029041200 Insert for valve spring lever			
	250 EXC-F 2019		
	250 EXC-F 2020		
	250 EXC-F 2021		
	250 EXC-F 2022		
	250 EXC-F Six Days 2017		
	250 EXC-F Six Days 2018		
	250 EXC-F Six Days 2019		
	250 EXC-F Six Days 2020		
	250 EXC-F Six Days 2021		
	250 EXC-F Six Days 2022		
	350 EXC-F 2019		
	350 EXC-F 2020		
	350 EXC-F 2021		
	350 EXC-F 2022		
	350 EXC-F Six Days 2019		
	350 EXC-F Six Days 2020		
	350 EXC-F Six Days 2021		
	350 EXC-F Six Days 2022		
	450 EXC		
	450 EXC Six Days		
	450 EXC Factory Edition		
	Enduro E3 4 stroke		
	Freeride 250 F		
	250 XC-F 2016		
	250 XC-F 2017		
	250 XC-F 2018		
	250 XC-F 2019		
	250 XC-F 2020		
	250 XC-F 2021		
	250 XC-F 2022		
	350 XCF-W 2020		
	350 XCF-W 2021		
	350 XCF-W 2022		
	450 XC-F		
	450 XC-W		
	Cross Country E3 4 stroke		
	Supermoto Competition		
	Travel Small		
	250 Duke		
	390 Duke		
	RC 250		
	RC 390		
	Service <input type="checkbox"/>	Repair <input checked="" type="checkbox"/>	optional <input type="checkbox"/>

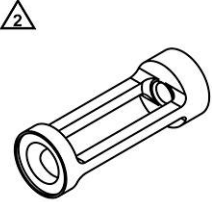
77229026000 Limit plug gauge	
 <p>77229026000</p>	<p>Description/example of use</p> <p>Tool for checking valve guides</p> <p>Technical data</p> <p>Diameter: 5.55 mm (0.2185 in)</p> <p>used with model</p> <p>350 SX-F</p> <p>MX2 4 stroke</p> <p>Enduro E1 4 stroke</p>

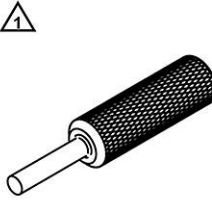
77229026000 Limit plug gauge		
	350 EXC-F 350 EXC-F Six Days 350 EXC-F Factory Edition Freeride Dual Sport 4 stroke Cross Country E1 4 stroke 350 XC-F 350 XCF-W 350 XCF-W Six Days	
	Service <input type="checkbox"/>	Repair <input checked="" type="checkbox"/>
		optional <input type="checkbox"/>

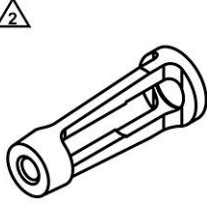
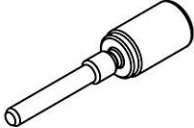

77229035000 Timing chain tensioner insert		
 <p>77229035000</p>	Description/example of use Tool for tensioning timing chain	
	used with model 350 SX-F 2014 350 SX-F 2015 350 EXC-F 2014 350 EXC-F 2015 350 EXC-F 2016 350 EXC-F Six Days 2014 350 EXC-F Six Days 2015 350 EXC-F Six Days 2016 350 EXC-F Factory Edition Freeride 350 350 XC-F 2014 350 XC-F 2015 350 XCF-W 2014 350 XCF-W 2015 350 XCF-W 2016 350 XCF-W Six Days	
	Service <input checked="" type="checkbox"/>	Repair <input type="checkbox"/>
		optional <input type="checkbox"/>

77229050044 Adjustment bush bridge		
 <p>77229050044</p>	Description/example of use Tool for working on camshaft (changing camshaft bearing, checking and adjusting valve timing)	
	used with model 350 SX-F 2014 350 SX-F 2015 350 EXC-F 2014 350 EXC-F 2015 350 EXC-F 2016 350 EXC-F Six Days 2014 350 EXC-F Six Days 2015 350 EXC-F Six Days 2016 350 EXC-F Factory Edition Freeride 350 350 XC-F 2014 350 XC-F 2015 350 XCF-W 2014	

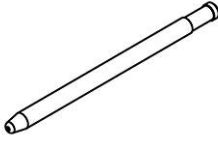
77229050044 Adjustment bush bridge			
	350 XCF-W 2015 350 XCF-W 2016 350 XCF-W Six Days		
Service	<input checked="" type="checkbox"/>	Repair	<input type="checkbox"/>
		optional	<input type="checkbox"/>


77229060000 Insert for valve spring lever			
 <p>77229060000</p>	Description/example of use Tool for installing and removing valves and valve springs for use with 59029019000		
	used with model 350 SX-F 2014 350 SX-F 2015 250 SX-F 2014 250 SX-F EU 2015 250 SX-F US 2015 250 EXC-F 2014 250 EXC-F 2015 250 EXC-F 2016 250 EXC-F Six Days 2014 250 EXC-F Six Days 2015 250 EXC-F Six Days 2016 250 EXC-F Factory Edition 350 EXC-F 2014 350 EXC-F 2015 350 EXC-F 2016 350 EXC-F Six Days 2014 350 EXC-F Six Days 2015 350 EXC-F Six Days 2016 350 EXC-F Factory Edition Freeride 350 250 XC-F 2014 250 XC-F 2015 250 XCF-W 350 XC-F 2014 350 XC-F 2015 350 XCF-W 2014 350 XCF-W 2015 350 XCF-W 2016 350 XCF-W Six Days		
Service	<input type="checkbox"/>	Repair	<input checked="" type="checkbox"/>
		optional	<input type="checkbox"/>

77329051000 Release device for timing chain tensioner			
 <p>77329051000</p>	Description/example of use Tool for installing timing chain tensioner		
	used with model Freeride 350 Supermoto / Dual Sport Dual Sport Enduro 690 Duke 690 Duke R		
Service	<input checked="" type="checkbox"/>	Repair	<input type="checkbox"/>
		optional	<input type="checkbox"/>


78029060000 Insert for valve spring lever		
 <p>78029060000</p>	<p>Description/example of use Tool for installing and removing valves and valve springs for use with 59029019000</p> <p>used with model</p> <p>690 SMC R 2014 690 SMC R 2015 690 SMC R 2016 690 SMC R 2017 Travel Big 690 Enduro R 2014 690 Enduro R 2015 690 Enduro R 2016 690 Enduro R 2017 690 Enduro R 2018 690 Duke 2014 690 Duke 2015 690 Duke R 2014 690 Duke R 2015 Naked Big Super Bike Big Touring</p>	
	Service <input type="checkbox"/>	Repair <input checked="" type="checkbox"/> optional <input type="checkbox"/>
78129032000 Locking screw		
 <p>78129032000</p>	<p>Description/example of use Tool for positioning the balancer shaft (installing clutch cover)</p> <p>used with model</p> <p>450 SX-F 450 EXC 450 EXC Six Days 450 EXC Factory Edition Enduro E3 4 stroke 450 XC-F 450 XC-W Cross Country E3 4 stroke Supermoto Competition</p>	
	Service <input checked="" type="checkbox"/>	Repair <input type="checkbox"/> optional <input type="checkbox"/>
79029060000 Insert for valve spring lever		
 <p>79029060000</p>	<p>Description/example of use Tool for installing and removing valves and valve springs for use with 59029019000</p> <p>used with model</p> <p>350 SX-F 2016 350 SX-F 2017 350 SX-F 2018 350 SX-F 2019 350 SX-F 2020 350 SX-F 2021 350 SX-F 2022</p>	

79029060000 Insert for valve spring lever		
	250 SX-F Factory Edition US 2015	
	250 SX-F 2016	
	250 SX-F 2017	
	250 SX-F 2018	
	250 SX-F 2019	
	250 SX-F 2020	
	250 SX-F 2021	
	250 SX-F 2022	
	350 EXC-F 2019	
	350 EXC-F 2020	
	350 EXC-F 2021	
	350 EXC-F 2022	
	350 EXC-F Six Days 2019	
	350 EXC-F Six Days 2020	
	350 EXC-F Six Days 2021	
	350 EXC-F Six Days 2022	
	250 XC-F 2016	
	250 XC-F 2017	
	250 XC-F 2018	
	250 XC-F 2019	
	250 XC-F 2020	
	250 XC-F 2021	
	250 XC-F 2022	
	350 XC-F 2016	
	350 XC-F 2017	
	350 XC-F 2018	
	350 XC-F 2019	
	350 XC-F 2020	
	350 XC-F 2021	
	350 XC-F 2022	
	350 XCF-W 2020	
	350 XCF-W 2021	
	350 XCF-W 2022	
	690 SMC R 2019	
	690 SMC R 2020	
	690 SMC R 2021	
	690 Enduro R 2019	
	690 Enduro R 2020	
	690 Enduro R 2021	
	690 Duke 2016	
	690 Duke 2017	
	690 Duke 2018	
	690 Duke 2019	
	690 Duke R 2016	
	690 Duke R 2017	
	Service <input type="checkbox"/>	Repair <input checked="" type="checkbox"/>
		optional <input type="checkbox"/>



90129026000 Limit plug gage					
 <p>90129026000</p>	Description/example of use Tool for checking valve guides Technical data Diameter: 4.55 mm (0.1791 in) used with model 125 Duke 200 Duke RC 125 RC 200				
	Service	<input type="checkbox"/>	Repair	<input checked="" type="checkbox"/>	optional

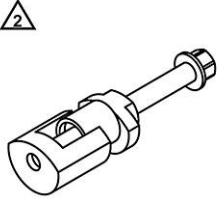
90129060000 Insert for valve spring lever					
 <p>90129060000</p>	Description/example of use Tool for installing and removing valves and valve springs for use with 59029019000 used with model 125 Duke 200 Duke RC 125 RC 200				
	Service	<input type="checkbox"/>	Repair	<input checked="" type="checkbox"/>	optional

18.1 Wall tool organizer overview





Pressing tool (47229005000) (📖 p. 178)
Pressing tool (50329000044) (📖 p. 179)
Pressing tool (50429005000) (📖 p. 180)
Pressing tool (54629027000) (📖 p. 182)
Tool bracket (58429089000) (📖 p. 182)
Pressing tool (58429091000) (📖 p. 183)
Pressing tool (58429092000) (📖 p. 183)
Pressing tool (60029031000) (📖 p. 184)
Pressing tool (60029043040) (📖 p. 184)
Pressing tool (60029046128) (📖 p. 185)
Pressing tool (61229008100) (📖 p. 186)
Pressing tool (61229013000) (📖 p. 186)
Pressing tool (61229016000) (📖 p. 186)
Pressing tool (61229018000) (📖 p. 187)
Pressing tool (61229044000) (📖 p. 187)
Pressing tool (61229045000) (📖 p. 187)
Pressing tool (61329004100) (📖 p. 187)
Pressing tool (61329004200) (📖 p. 187)
Pressing tool (75029044010) (📖 p. 188)
Pressing tool (75029044020) (📖 p. 189)
Pressing tool (75029051000) (📖 p. 189)
Pressing tool (76629044011) (📖 p. 190)
Pressing tool (76629044020) (📖 p. 190)
Pressing tool (76629044030) (📖 p. 191)
Pressing tool (77829083044) (📖 p. 191)
Pressing tool (79429006000) (📖 p. 191)
Pressing tool (79629000044) (📖 p. 192)
Pressing tool (90129020000) (📖 p. 194)
Pressing tool (90129043000) (📖 p. 194)
Pressing tool (90129056000) (📖 p. 195)
Pressing tool (93829043000) (📖 p. 195)

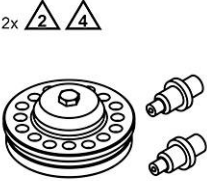
47229005000 Pressing tool		
  47229005000	Description/example of use Tool for pressing components in and out (radial shaft seal ring of crankshaft)	
	used with model 85 SX 2018 85 SX 2019 85 SX 2020 85 SX 2021 85 SX 2022	
Service	<input type="checkbox"/>	Repair
		<input checked="" type="checkbox"/>
		optional
		<input type="checkbox"/>

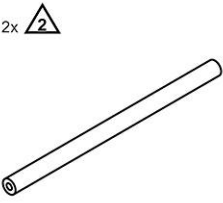
50329000044 Pressing tool	
<div style="text-align: center;">  <p>50329000044</p> </div>	<p>Description/example of use</p> <p>Tool for pressing components in and out (heim joint)</p> <p>used with model</p> <p>Enduro E1 2 stroke</p> <p>250 EXC-F 2014</p> <p>250 EXC-F 2015</p> <p>250 EXC-F 2016</p> <p>250 EXC-F Six Days 2014</p> <p>250 EXC-F Six Days 2015</p> <p>250 EXC-F Six Days 2016</p> <p>250 EXC-F Factory Edition</p> <p>200 EXC</p> <p>250 EXC 2014</p> <p>250 EXC 2015</p> <p>250 EXC 2016</p> <p>250 EXC Six Days 2014</p> <p>250 EXC Six Days 2015</p> <p>250 EXC Six Days 2016</p> <p>250 EXC Factory Edition</p> <p>350 EXC-F 2014</p> <p>350 EXC-F 2015</p> <p>350 EXC-F 2016</p> <p>350 EXC-F Six Days 2014</p> <p>350 EXC-F Six Days 2015</p> <p>350 EXC-F Six Days 2016</p> <p>350 EXC-F Factory Edition</p> <p>450 EXC 2014</p> <p>450 EXC 2015</p> <p>450 EXC 2016</p> <p>450 EXC Six Days 2014</p> <p>450 EXC Six Days 2015</p> <p>450 EXC Six Days 2016</p> <p>450 EXC Factory Edition</p> <p>300 EXC 2014</p> <p>300 EXC 2015</p> <p>300 EXC 2016</p> <p>300 EXC Six Days 2014</p> <p>300 EXC Six Days 2015</p> <p>300 EXC Six Days 2016</p> <p>300 EXC Factory Edition</p> <p>500 EXC 2014</p> <p>500 EXC 2015</p> <p>500 EXC 2016</p> <p>500 EXC Six Days 2014</p> <p>500 EXC Six Days 2015</p> <p>500 EXC Six Days 2016</p> <p>250 XCF-W</p> <p>200 XC-W</p> <p>250 XC-W 2014</p> <p>250 XC-W 2015</p> <p>250 XC-W 2016</p> <p>350 XCF-W 2014</p>

5032900044 Pressing tool					
	350 XCF-W 2015				
	350 XCF-W 2016				
	350 XCF-W Six Days				
	450 XC-W				
	300 XC-W 2014				
	300 XC-W 2015				
	300 XC-W 2016				
	300 XC-W Six Days 2014				
	300 XC-W Six Days 2015				
	300 XC-W Six Days 2016				
	500 XC-W 2014				
	500 XC-W 2015				
	500 XC-W 2016				
	Service	<input type="checkbox"/>	Repair	<input checked="" type="checkbox"/>	optional

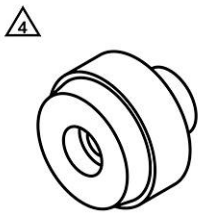
50429005000 Pressing tool	
  <p>50429005000</p>	<p>Description/example of use</p> <p>Tool for pressing components in and out (radial shaft seal ring of crankshaft)</p> <p>used with model</p> <p>150 SX 2016</p> <p>150 SX 2017</p> <p>150 SX 2018</p> <p>150 SX 2019</p> <p>150 SX 2020</p> <p>150 SX 2021</p> <p>150 SX 2022</p> <p>250 SX 2017</p> <p>250 SX 2018</p> <p>250 SX 2019</p> <p>250 SX 2020</p> <p>250 SX 2021</p> <p>250 SX 2022</p> <p>125 SX 2016</p> <p>125 SX 2017</p> <p>125 SX 2018</p> <p>125 SX 2019</p> <p>125 SX 2020</p> <p>125 SX 2021</p> <p>125 SX 2022</p> <p>150 EXC</p> <p>250 EXC 2017</p> <p>250 EXC 2018</p> <p>250 EXC 2019</p> <p>250 EXC 2020</p> <p>250 EXC 2021</p> <p>250 EXC 2022</p> <p>250 EXC Six Days 2017</p> <p>250 EXC Six Days 2018</p> <p>250 EXC Six Days 2019</p> <p>250 EXC Six Days 2020</p> <p>250 EXC Six Days 2021</p> <p>250 EXC Six Days 2022</p>


50429005000 Pressing tool		
	300 EXC 2017	
	300 EXC 2018	
	300 EXC 2019	
	300 EXC 2020	
	300 EXC 2020	
	300 EXC 2021	
	300 EXC 2022	
	300 EXC Six Days 2017	
	300 EXC Six Days 2018	
	300 EXC Six Days 2019	
	300 EXC Six Days 2020	
	300 EXC Six Days 2021	
	300 EXC Six Days 2022	
	125 XC	
	125 XC-W	
	150 XC-W	
	250 XC-W 2017	
	250 XC-W 2018	
	250 XC-W 2019	
	250 XC-W 2020	
	250 XC-W 2021	
	250 XC-W 2022	
	250 XC 2017	
	250 XC 2018	
	250 XC 2019	
	250 XC 2020	
	250 XC 2021	
	250 XC 2022	
	300 XC 2017	
	300 XC 2018	
	300 XC 2019	
	300 XC 2020	
	300 XC 2021	
	300 XC 2022	
	300 XC-W 2017	
	300 XC-W 2018	
	300 XC-W 2019	
	300 XC-W 2020	
	300 XC-W 2021	
	300 XC-W 2022	
	300 XC-W Six Days 2017	
	300 XC-W Six Days 2018	
	300 XC-W Six Days 2019	
	300 XC-W Six Days 2020	
	Service <input type="checkbox"/>	Repair <input checked="" type="checkbox"/>
		optional <input type="checkbox"/>

54629027000 Pressing tool			
 <p>54629027000</p>	<p>Description/example of use</p> <p>Tool for pressing in components (clutch rivets on clutch basket)</p>		
	<p>used with model</p> <p>150 SX 2014 150 SX 2015 125 SX 2014 125 SX 2015 Enduro E1 2 stroke 200 EXC 150 XC 200 XC-W</p>		
Service	<input type="checkbox"/>	Repair	<input checked="" type="checkbox"/>
		optional	<input type="checkbox"/>

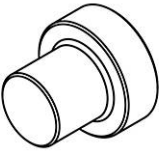
58429089000 Tool bracket			
 <p>58429089000</p>	<p>Description/example of use</p> <p>Tool for pressing components in and out (bearing rings when changing steering head bearing)</p>		
	<p>used with model</p> <p>MX Enduro E1 Enduro E2 Enduro E3 Freeride Dual Sport Freeride E-XC 2018 Freeride E-XC 2019 Freeride E-XC 2020 Freeride E-XC 2021 Freeride E-XC 2022 Cross Country 450 SMR 2021 450 SMR 2022 690 SMC R 2019 690 SMC R 2020 690 SMC R 2021 1050 Adventure 1190 Adventure 1190 Adventure R 1290 Super Adventure 1290 Super Adventure T 690 Enduro R 2019 690 Enduro R 2020 690 Enduro R 2021 690 Duke 690 Duke R 1290 Super Duke R 2014 1290 Super Duke R 2015 1290 Super Duke R 2016 1290 Super Duke R 2017 1290 Super Duke R 2018</p>		
		for use with	58429091000 58429092000


58429089000 Tool bracket			
	1290 Super Duke R 2019		
	1290 Super Duke R Special Edition		
	1290 Super Duke GT 2016		
Service	<input type="checkbox"/>	Repair	<input checked="" type="checkbox"/>
		optional	<input type="checkbox"/>

58429091000 Pressing tool			
 <p>58429091000</p>	Description/example of use		
	Tool for pressing components in (bearing rings when changing steering head bearing)		
	used with model	matching tools / articles are	
	MX	58429089000	
	Enduro E1		
	Enduro E2		
	Enduro E3		
	Freeride Dual Sport		
	Freeride E-XC 2018		
	Freeride E-XC 2019		
	Freeride E-XC 2020		
	Freeride E-XC 2021		
	Freeride E-XC 2022		
	Cross Country		
	450 SMR 2021		
	450 SMR 2022		
	690 SMC R 2019		
	690 SMC R 2020		
	690 SMC R 2021		
	1050 Adventure		
	1190 Adventure		
	1190 Adventure R		
	1290 Super Adventure		
	1290 Super Adventure T		
	690 Enduro R 2019		
	690 Enduro R 2020		
	690 Enduro R 2021		
	690 Duke		
	690 Duke R		
	1290 Super Duke R 2014		
	1290 Super Duke R 2015		
	1290 Super Duke R 2016		
	1290 Super Duke R Special Edition		
	1290 Super Duke GT 2016		
Service	<input type="checkbox"/>	Repair	<input checked="" type="checkbox"/>
		optional	<input type="checkbox"/>

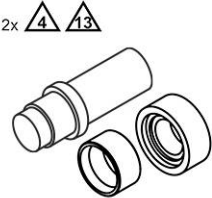


58429092000 Pressing tool			
 <p>58429092000</p>	Description/example of use		
	Tool for pressing components out (bearing rings when changing steering head bearing)		
	used with model	matching tools / articles are	
	MX	58429089000	
	Enduro E1		
	Enduro E2		
	Enduro E3		
	Freeride Dual Sport		

58429092000 Pressing tool					
	Freeride E-XC 2018 Freeride E-XC 2019 Freeride E-XC 2020 Freeride E-XC 2021 Freeride E-XC 2022 Cross Country 450 SMR 2021 450 SMR 2022 690 SMC R 2019 690 SMC R 2020 690 SMC R 2021 1050 Adventure 1190 Adventure 1190 Adventure R 1290 Super Adventure 1290 Super Adventure T 690 Enduro R 2019 690 Enduro R 2020 690 Enduro R 2021 690 Duke 690 Duke R 1290 Super Duke R 2014 1290 Super Duke R 2015 1290 Super Duke R 2016 1290 Super Duke R 2017 1290 Super Duke R 2018 1290 Super Duke R 2019 1290 Super Duke R Special Edition 1290 Super Duke GT 2016				
	Service	<input type="checkbox"/>	Repair	<input checked="" type="checkbox"/>	optional

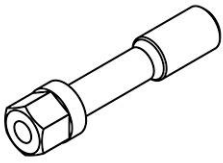
60029031000 Pressing tool					
 <p>60029031000</p>	Description/example of use Tool for pressing components in and out (changing steering head bearing)				
	used with model 1290 Super Duke R 2014 1290 Super Duke R 2015 1290 Super Duke R 2016 1290 Super Duke R Special Edition				
Service	<input type="checkbox"/>	Repair	<input checked="" type="checkbox"/>	optional	<input type="checkbox"/>


60029043040 Pressing tool			
 <p>60029043040</p>	Description/example of use Tool for pressing components in (radial shaft seal ring water pump)		
	used with model 450 SX-F Factory Edition US 2015 450 SX-F 2016 450 SX-F 2017 450 SX-F 2018 450 SX-F 2019 450 SX-F 2020		


60029043040 Pressing tool		
	450 SX-F 2021 450 SX-F 2022 450 EXC 2017 450 EXC 2018 450 EXC 2019 450 EXC 2020 450 EXC 2021 450 EXC 2022 450 EXC Six Days 2017 450 EXC Six Days 2018 450 EXC Six Days 2019 450 EXC Six Days 2020 450 EXC Six Days 2021 450 EXC Six Days 2022 500 EXC 2017 500 EXC 2018 500 EXC 2019 500 EXC 2020 500 EXC 2021 500 EXC 2022 500 EXC Six Days 2017 500 EXC Six Days 2018 500 EXC Six Days 2019 500 EXC Six Days 2020 500 EXC Six Days 2021 500 EXC Six Days 2022 450 XC-F 2016 450 XC-F 2017 450 XC-F 2018 450 XC-F 2019 450 XC-F 2020 450 XC-F 2021 450 XC-F 2022 500 XC-W 2020 500 XCF-W 2021 500 XCF-W 2022 450 SMR 2021 450 SMR 2022	
	Service <input type="checkbox"/>	Repair <input checked="" type="checkbox"/>
		optional <input type="checkbox"/>

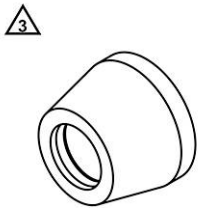
60029046128 Pressing tool	
 <p>2x  </p> <p>60029046128</p>	<p>Description/example of use</p> <p>Tool for pressing components in (crankshaft support bearing)</p> <p>used with model</p> 250 EXC 2021 250 EXC 2022 250 EXC Six Days 2021 250 EXC Six Days 2022 300 EXC 2021 300 EXC 2022 300 EXC Six Days 2021 300 EXC Six Days 2022

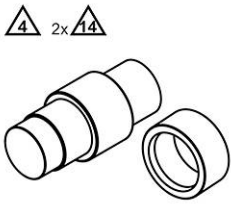
60029046128 Pressing tool		
	250 XC-W 2021 250 XC-W 2022 250 XC 2021 250 XC 2022 300 XC 2021 300 XC 2022 300 XC-W 2021 300 XC-W 2022 Travel Big Naked Big Super Bike Big Touring	
	Service <input type="checkbox"/>	Repair <input checked="" type="checkbox"/>
		optional <input type="checkbox"/>

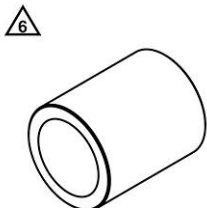
61229008100 Pressing tool		
 <p>61229008100</p>	Description/example of use Tool for pressing out components (removing rotor)	
	used with model Travel Mid Travel Big 790 Duke 890 Duke 890 Duke R Naked Big 1190 RC8 R 2015 Touring	
Service <input type="checkbox"/>		Repair <input checked="" type="checkbox"/>
		optional <input type="checkbox"/>

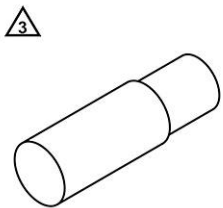
61229013000 Pressing tool		
 <p>61229013000</p>	Description/example of use Tool for pressing components in (radial shaft seal ring push rod)	
	used with model Travel Big Naked Big 1190 RC8 R 2015 Touring	
Service <input type="checkbox"/>		Repair <input checked="" type="checkbox"/>
		optional <input type="checkbox"/>

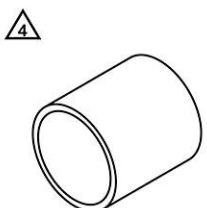
61229016000 Pressing tool		
 <p>61229016000</p>	Description/example of use Tool for pressing in components (drive gear wheel of the balancer shaft)	
	used with model Travel Mid Travel Big 790 Duke 890 Duke 890 Duke R Naked Big Super Bike Big Touring	
Service <input type="checkbox"/>		Repair <input checked="" type="checkbox"/>
		optional <input type="checkbox"/>


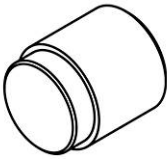
61229018000 Pressing tool		
 <p>61229018000</p>	Description/example of use Tool for pressing out components (drive gear wheel of the balancer shaft)	
	used with model Travel Big Naked Big Super Bike Big Touring	
Service	<input type="checkbox"/>	Repair <input checked="" type="checkbox"/> optional <input type="checkbox"/>

61229044000 Pressing tool		
 <p>61229044000</p>	Description/example of use Tool for pressing bearing shells in and out (main bearing)	
	used with model Travel Big Naked Big Super Bike Big Touring	
Service	<input type="checkbox"/>	Repair <input checked="" type="checkbox"/> optional <input type="checkbox"/>

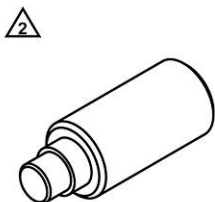
61229045000 Pressing tool		
 <p>61229045000</p>	Description/example of use Tool for pressing components in and out (main bearing)	
	used with model Travel Big Naked Big Super Bike Big Touring	
Service	<input type="checkbox"/>	Repair <input checked="" type="checkbox"/> optional <input type="checkbox"/>

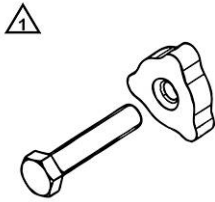
61329004100 Pressing tool		
 <p>61329004100</p>	Description/example of use Tool for pressing components in and out (fork bearing)	
	used with model Travel Big Naked Big Touring	
Service	<input type="checkbox"/>	Repair <input checked="" type="checkbox"/> optional <input type="checkbox"/>

61329004200 Pressing tool		
 <p>61329004200</p>	Description/example of use Tool for pressing components out (fork bearing)	
	used with model Travel Big Naked Big Touring	
Service	<input type="checkbox"/>	Repair <input checked="" type="checkbox"/> optional <input type="checkbox"/>

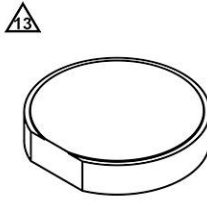
75029044010 Pressing tool	
<div style="display: flex; align-items: center; justify-content: center;"> <div style="margin-right: 10px;">  </div> <div style="text-align: center;">  </div> </div> <p style="text-align: center; margin-top: 10px;">75029044010</p>	<p>Description/example of use</p> <p>Tool for pressing components in (large camshaft bearing)</p> <p>used with model</p> <ul style="list-style-type: none"> 250 SX 2017 250 SX 2018 250 SX 2019 450 SX-F 250 EXC 2017 250 EXC 2018 250 EXC 2019 250 EXC 2020 250 EXC Six Days 2017 250 EXC Six Days 2018 250 EXC Six Days 2019 250 EXC Six Days 2020 450 EXC 450 EXC Six Days 450 EXC Factory Edition 300 EXC 2017 300 EXC 2018 300 EXC 2019 300 EXC 2020 300 EXC 2020 300 EXC Six Days 2017 300 EXC Six Days 2018 300 EXC Six Days 2019 300 EXC Six Days 2020 Enduro E3 4 stroke 250 XC-W 2017 250 XC-W 2018 250 XC-W 2019 250 XC-W 2020 250 XC 2017 250 XC 2018 250 XC 2019 250 XC 2020 450 XC-F 450 XC-W 300 XC 2017 300 XC 2018 300 XC 2019 300 XC 2020 300 XC-W 2017 300 XC-W 2018 300 XC-W 2019 300 XC-W 2020 300 XC-W Six Days 2017 300 XC-W Six Days 2018 300 XC-W Six Days 2019 300 XC-W Six Days 2020 Cross Country E3 4 stroke Supermoto Competition

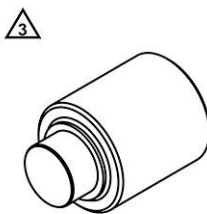
75029044010 Pressing tool		
	690 SMC R 2014 690 SMC R 2015 690 SMC R 2016 690 SMC R 2017 690 Enduro R 2014 690 Enduro R 2015 690 Enduro R 2016 690 Enduro R 2017 690 Enduro R 2018 690 Duke 2014 690 Duke 2015 690 Duke R 2014 690 Duke R 2015	
	Service <input type="checkbox"/>	Repair <input checked="" type="checkbox"/>

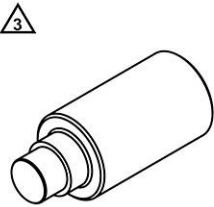
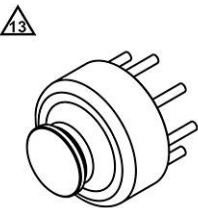
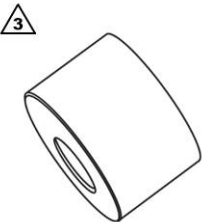
75029044020 Pressing tool			
 <p>75029044020</p>	Description/example of use Tool for pressing components in (small camshaft bearing)		
	used with model 450 SX-F 450 EXC 450 EXC Six Days 450 EXC Factory Edition Enduro E3 4 stroke 450 XC-F 450 XC-W Cross Country E3 4 stroke Supermoto Competition 690 SMC R 2014 690 SMC R 2015 690 SMC R 2016 690 SMC R 2017 690 Enduro R 2014 690 Enduro R 2015 690 Enduro R 2016 690 Enduro R 2017 690 Enduro R 2018 690 Duke 2014 690 Duke 2015 690 Duke R 2014 690 Duke R 2015		
	Service <input type="checkbox"/>	Repair <input checked="" type="checkbox"/>	optional <input type="checkbox"/>

75029051000 Pressing tool			
 <p>75029051000</p>	Description/example of use Tool for pressing components out (large camshaft bearing)		
	used with model 450 SX-F 450 EXC 450 EXC Six Days 450 EXC Factory Edition		
	Service <input type="checkbox"/>	Repair <input checked="" type="checkbox"/>	optional <input type="checkbox"/>

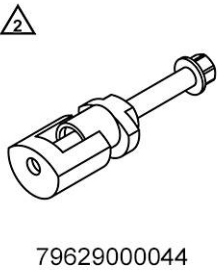
75029051000 Pressing tool		
	Enduro E3 4 stroke 450 XC-F 450 XC-W Cross Country E3 4 stroke Supermoto Competition 690 SMC R 2014 690 SMC R 2015 690 SMC R 2016 690 SMC R 2017 690 Enduro R 2014 690 Enduro R 2015 690 Enduro R 2016 690 Enduro R 2017 690 Enduro R 2018 690 Duke 2014 690 Duke 2015 690 Duke R 2014 690 Duke R 2015	
	Service <input type="checkbox"/>	Repair <input checked="" type="checkbox"/>
	optional <input type="checkbox"/>	

76629044011 Pressing tool		
 <p>76629044011</p>	Description/example of use Tool for pressing components in (balancer shaft bearing, camshaft bearing)	
	used with model 690 SMC R 2019 690 SMC R 2020 690 SMC R 2021 690 Enduro R 2019 690 Enduro R 2020 690 Enduro R 2021 690 Duke 2016 690 Duke 2017 690 Duke 2018 690 Duke 2019 690 Duke R 2016 690 Duke R 2017	
	Service <input type="checkbox"/>	Repair <input checked="" type="checkbox"/>
	optional <input type="checkbox"/>	

76629044020 Pressing tool		
 <p>76629044020</p>	Description/example of use Tool for pressing components in (balancer shaft bearing)	
	used with model 690 SMC R 2019 690 SMC R 2020 690 SMC R 2021 690 Enduro R 2019 690 Enduro R 2020 690 Enduro R 2021 690 Duke 2016 690 Duke 2017 690 Duke 2018	
	Service <input type="checkbox"/>	Repair <input checked="" type="checkbox"/>
	optional <input type="checkbox"/>	

76629044020 Pressing tool			
	690 Duke 2019 690 Duke R 2016 690 Duke R 2017		
	Service <input type="checkbox"/>	Repair <input checked="" type="checkbox"/>	optional <input type="checkbox"/>
76629044030 Pressing tool			
 <p>76629044030</p>	Description/example of use Tool for pressing components in (camshaft bearing)		
	used with model 690 SMC R 2019 690 SMC R 2020 690 SMC R 2021 690 Enduro R 2019 690 Enduro R 2020 690 Enduro R 2021 690 Duke 2016 690 Duke 2017 690 Duke 2018 690 Duke 2019 690 Duke R 2016 690 Duke R 2017		
	Service <input type="checkbox"/>	Repair <input checked="" type="checkbox"/>	optional <input type="checkbox"/>
77829083044 Pressing tool			
 <p>77829083044</p>	Description/example of use Tool for pressing components in and out (freewheel)		
	used with model Freeride 350 2014		
	Service <input type="checkbox"/>	Repair <input checked="" type="checkbox"/>	optional <input type="checkbox"/>
79429006000 Pressing tool			
 <p>79429006000</p>	Description/example of use Tool for pressing components in (water pump shaft bearing)		
	used with model 450 SX-F Factory Edition US 2015 450 SX-F 2016 450 SX-F 2017 450 SX-F 2018 450 SX-F 2019 450 SX-F 2020 450 SX-F 2021 450 SX-F 2022 450 EXC 2017 450 EXC 2018 450 EXC 2019 450 EXC 2020 450 EXC 2021 450 EXC 2022		
	Service <input type="checkbox"/>	Repair <input checked="" type="checkbox"/>	optional <input type="checkbox"/>



79429006000 Pressing tool			
	450 EXC Six Days 2017		
	450 EXC Six Days 2018		
	450 EXC Six Days 2019		
	450 EXC Six Days 2020		
	450 EXC Six Days 2021		
	450 EXC Six Days 2022		
	500 EXC 2017		
	500 EXC 2018		
	500 EXC 2019		
	500 EXC 2020		
	500 EXC 2021		
	500 EXC 2022		
	500 EXC Six Days 2017		
	500 EXC Six Days 2018		
	500 EXC Six Days 2019		
	500 EXC Six Days 2020		
	500 EXC Six Days 2021		
	500 EXC Six Days 2022		
	450 XC-F 2016		
	450 XC-F 2017		
	450 XC-F 2018		
	450 XC-F 2019		
	450 XC-F 2020		
	450 XC-F 2021		
	450 XC-F 2022		
	500 XC-W 2020		
	500 XCF-W 2021		
	500 XCF-W 2022		
	450 SMR 2021		
	450 SMR 2022		
	Service <input type="checkbox"/>	Repair <input checked="" type="checkbox"/>	optional <input type="checkbox"/>



79629000044 Pressing tool	
 <p>79629000044</p>	<p>Description/example of use</p> <p>Tool for pressing components in and out (heim joint)</p> <p>used with model</p> <p>250 EXC-F 2017</p> <p>250 EXC-F 2018</p> <p>250 EXC-F 2019</p> <p>250 EXC-F 2020</p> <p>250 EXC-F 2021</p> <p>250 EXC-F 2022</p> <p>250 EXC-F Six Days 2017</p> <p>250 EXC-F Six Days 2018</p> <p>250 EXC-F Six Days 2019</p> <p>250 EXC-F Six Days 2020</p> <p>250 EXC-F Six Days 2021</p> <p>250 EXC-F Six Days 2022</p> <p>150 EXC</p> <p>250 EXC 2017</p> <p>250 EXC 2018</p> <p>250 EXC 2019</p>

79629000044 Pressing tool


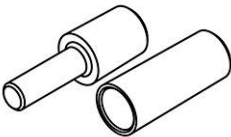
250 EXC 2020
250 EXC 2021
250 EXC 2022
250 EXC Six Days 2017
250 EXC Six Days 2018
250 EXC Six Days 2019
250 EXC Six Days 2020
250 EXC Six Days 2021
250 EXC Six Days 2022
350 EXC-F 2017
350 EXC-F 2018
350 EXC-F 2019
350 EXC-F 2020
350 EXC-F 2021
350 EXC-F 2022
350 EXC-F Six Days 2017
350 EXC-F Six Days 2018
350 EXC-F Six Days 2019
350 EXC-F Six Days 2020
350 EXC-F Six Days 2021
350 EXC-F Six Days 2022
450 EXC 2017
450 EXC 2018
450 EXC 2019
450 EXC 2020
450 EXC 2021
450 EXC 2022
450 EXC Six Days 2017
450 EXC Six Days 2018
450 EXC Six Days 2019
450 EXC Six Days 2020
450 EXC Six Days 2021
450 EXC Six Days 2022
300 EXC 2017
300 EXC 2018
300 EXC 2019
300 EXC 2020
300 EXC 2020
300 EXC 2021
300 EXC 2022
300 EXC Six Days 2017
300 EXC Six Days 2018
300 EXC Six Days 2019
300 EXC Six Days 2020
300 EXC Six Days 2021
300 EXC Six Days 2022
500 EXC 2017
500 EXC 2018
500 EXC 2019
500 EXC 2020
500 EXC 2021
500 EXC 2022
500 EXC Six Days 2017



7962900044 Pressing tool				
	500 EXC Six Days 2018			
	500 EXC Six Days 2019			
	500 EXC Six Days 2020			
	500 EXC Six Days 2021			
	500 EXC Six Days 2022			
	125 XC-W			
	150 XC-W			
	250 XC-W 2017			
	250 XC-W 2018			
	250 XC-W 2019			
	250 XC-W 2020			
	250 XC-W 2021			
	250 XC-W 2022			
	350 XCF-W 2020			
	350 XCF-W 2021			
	350 XCF-W 2022			
	300 XC-W 2017			
	300 XC-W 2018			
	300 XC-W 2019			
	300 XC-W 2020			
	300 XC-W 2021			
	300 XC-W 2022			
	300 XC-W Six Days 2017			
	300 XC-W Six Days 2018			
	300 XC-W Six Days 2019			
	300 XC-W Six Days 2020			
	500 XC-W 2020			
	500 XCF-W 2021			
	500 XCF-W 2022			
	Service	<input type="checkbox"/>	Repair	<input checked="" type="checkbox"/>
			optional	<input type="checkbox"/>

90129020000 Pressing tool				
 <p>90129020000</p>	<p></p> <p>Description/example of use</p> <p>Tool for removing components (rotor, engine case, main bearing)</p> <p>used with model</p> <p>Travel Small</p> <p>Naked Small</p> <p>Super Bike Small</p>			
	Service	<input type="checkbox"/>	Repair	<input checked="" type="checkbox"/>
			optional	<input type="checkbox"/>

90129043000 Pressing tool			
 <p>90129043000</p>	<p></p> <p>Description/example of use</p> <p>Tool for pressing in components (radial shaft seal ring)</p> <p>used with model</p> <p>125 Duke 2014</p> <p>125 Duke 2015</p> <p>125 Duke 2016</p> <p>200 Duke 2014</p> <p>200 Duke 2015</p> <p>200 Duke 2016</p> <p>250 Duke 2015</p>		
	Service	<input type="checkbox"/>	Repair
		optional	<input type="checkbox"/>


90129043000 Pressing tool		
	250 Duke 2016	
	390 Duke 2014	
	390 Duke 2015	
	390 Duke 2016	
	RC 125 2014	
	RC 125 2015	
	RC 125 2016	
	RC 200 2014	
	RC 200 2015	
	RC 200 2016	
	RC 250 2015	
	RC 250 2016	
	RC 390 2014	
	RC 390 2015	
	RC 390 2016	
Service	<input type="checkbox"/>	Repair <input checked="" type="checkbox"/>
		optional <input type="checkbox"/>

90129056000 Pressing tool		
<p>2x </p>  <p>90129056000</p>	<p>Description/example of use</p> <p>Tool for pressing components out (balancer shaft bearing)</p> <p>used with model</p> <p>Travel Small</p> <p>Naked Small</p> <p>Super Bike Small</p>	
	Service	<input type="checkbox"/>
		optional <input type="checkbox"/>

93829043000 Pressing tool		
<p></p>  <p>93829043000</p>	<p>Description/example of use</p> <p>Tool for pressing in components (radial shaft seal ring)</p> <p>used with model</p> <p>Travel Small</p>	
	Service	<input type="checkbox"/>
		optional <input type="checkbox"/>
	<p>125 Duke 2017</p> <p>125 Duke 2018</p> <p>125 Duke 2019</p> <p>125 Duke 2020</p> <p>125 Duke 2021</p> <p>200 Duke 2017</p> <p>200 Duke 2018</p> <p>200 Duke 2019</p> <p>200 Duke 2020</p> <p>200 Duke 2021</p> <p>250 Duke 2017</p> <p>250 Duke 2018</p> <p>250 Duke 2019</p> <p>250 Duke 2020</p> <p>250 Duke 2021</p> <p>390 Duke 2017</p> <p>390 Duke 2018</p> <p>390 Duke 2019</p> <p>390 Duke 2020</p> <p>390 Duke 2021</p>	

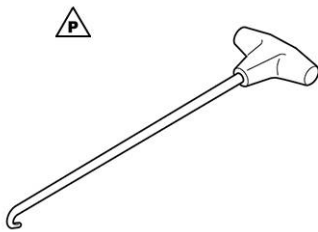
93829043000 Pressing tool		
	RC 125 2017	
	RC 125 2018	
	RC 125 2019	
	RC 125 2020	
	RC 200 2017	
	RC 200 2018	
	RC 200 2019	
	RC 200 2020	
	RC 200 2021	
	RC 250 2017	
	RC 390 2017	
	RC 390 2018	
	RC 390 2019	
	RC 390 2020	
	RC 390 2021	
Service	<input type="checkbox"/>	Repair <input checked="" type="checkbox"/>
		optional <input type="checkbox"/>

19.1 Overview



Spring hook (50305017000C1) (📖 p. 197)

50305017000C1 Spring hook



50305017000C1

Description/example of use

Tool for removing exhaust springs

used with model

Mini MX 2 stroke

MX

Enduro

Freeride Dual Sport

Cross Country


Supermoto Competition

Service

Repair

optional

19.2 Wall tool organizer overview



Syringe (50329050000) (📖 p. 197)

Adjusting gauge (51729022000) (📖 p. 198)

Socket wrench (55529021000) (📖 p. 198)

Adjusting gauge (55529022000) (📖 p. 199)

Oil filler syringe (58429048000) (📖 p. 199)

Chain rivet tool (60029020000) (📖 p. 199)

Multi-tooth wrench socket (60029075000) (📖 p. 200)

Mounting tool (61229035000) (📖 p. 201)

Centering pin (61229051000) (📖 p. 201)

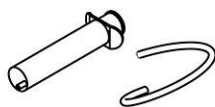
Multi-tooth wrench socket (63529075000) (📖 p. 201)

Mounting tool (77329081000) (📖 p. 201)

Multi-tooth wrench socket (79129075000) (📖 p. 202)

Mounting tool (79129081000) (📖 p. 203)

50329050000 Syringe



50329050000

Description/example of use

Tool for extracting and adding liquids

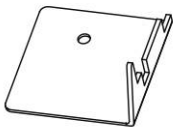
used with model

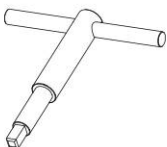
KTM

Service

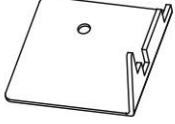
Repair


optional

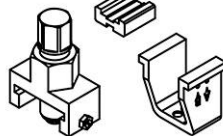
51729022000 Adjusting gauge		
 <p>51729022000</p>	Description/example of use Tool for adjusting components (centrifugal force controller)	
	used with model 150 EXC 150 XC-W 2020 150 XC-W 2021 150 XC-W 2022	
Service	<input type="checkbox"/>	Repair <input checked="" type="checkbox"/> optional <input type="checkbox"/>

55529021000 Socket wrench		
 <p>55529021000</p>	Description/example of use Tool for adjusting components (centrifugal force controller)	
	Technical data Square: 5 mm (0.2 in) used with model 150 EXC TPI 2021 150 EXC TPI 2022 250 EXC TPI EU 2018 250 EXC 2019 250 EXC 2020 250 EXC 2021 250 EXC 2022 250 EXC Six Days 2018 250 EXC Six Days 2019 250 EXC Six Days 2020 250 EXC Six Days 2021 250 EXC Six Days 2022 300 EXC TPI EU 2018 300 EXC TPI EU 2019 300 EXC 2020 300 EXC 2020 300 EXC 2021 300 EXC 2022 300 EXC Six Days 2018 300 EXC Six Days 2019 300 EXC Six Days 2020 300 EXC Six Days 2021 300 EXC Six Days 2022 150 XC-W 2021 150 XC-W 2022 250 XC-W TPI US 2018 250 XC-W 2019 250 XC-W 2020 250 XC-W 2021 250 XC-W 2022 250 XC 2020 250 XC 2021 250 XC 2022 300 XC 2020 300 XC 2021 300 XC 2022 300 XC-W 2019	

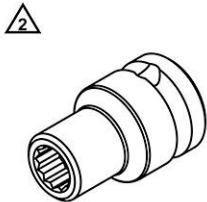
55529021000 Socket wrench			
	300 XC-W 2020		
	300 XC-W 2021		
	300 XC-W 2022		
	300 XC-W Six Days 2019		
	300 XC-W Six Days 2020		
Service	<input type="checkbox"/>	Repair	<input checked="" type="checkbox"/>
		optional	<input type="checkbox"/>

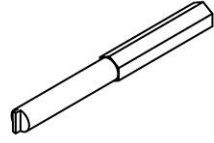
55529022000 Adjusting gauge			
 <p>55529022000</p>	Description/example of use Tool for adjusting components (centrifugal force controller)		
	used with model 150 EXC TPI 2021 150 EXC TPI 2022 250 EXC TPI EU 2018 250 EXC 2019 250 EXC Six Days 2018 250 EXC Six Days 2019 300 EXC TPI EU 2018 300 EXC TPI EU 2019 300 EXC Six Days 2018 300 EXC Six Days 2019 150 XC-W 2021 150 XC-W 2022 250 XC-W TPI US 2018 250 XC-W 2019 300 XC-W 2019 300 XC-W Six Days 2019		
Service	<input type="checkbox"/>	Repair	<input checked="" type="checkbox"/>
		optional	<input type="checkbox"/>

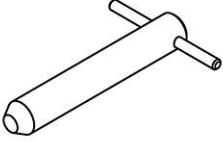
58429048000 Oil filler syringe			
 <p>58429048000</p>	Description/example of use Tool for adding gear oil		
	used with model Freeride E-Ride Supermoto E-Ride		
Service	<input checked="" type="checkbox"/>	Repair	<input type="checkbox"/>
		optional	<input type="checkbox"/>


60029020000 Chain rivet tool			
 <p>60029020000</p>	Description/example of use Tool for riveting the chain		
	used with model 690 SMC R 2019 690 SMC R 2020 690 SMC R 2021 Travel Enduro 690 Enduro R 2019 690 Enduro R 2020 690 Enduro R 2021 125 Duke 2017		

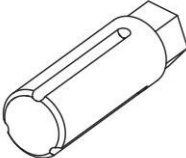
6002902000 Chain rivet tool			
	125 Duke 2018		
	125 Duke 2019		
	125 Duke 2020		
	125 Duke 2021		
	200 Duke 2017		
	200 Duke 2018		
	200 Duke 2019		
	200 Duke 2020		
	200 Duke 2021		
	250 Duke 2017		
	250 Duke 2018		
	250 Duke 2019		
	250 Duke 2020		
	250 Duke 2021		
	390 Duke 2017		
	390 Duke 2018		
	390 Duke 2019		
	390 Duke 2020		
	390 Duke 2021		
	690 Duke 2016		
	690 Duke 2017		
	690 Duke 2018		
	690 Duke 2019		
	690 Duke R 2016		
	690 Duke R 2017		
	790 Duke		
	890 Duke		
	890 Duke R		
Naked Big			
Super Bike Small			
Touring			
Service	<input checked="" type="checkbox"/>	Repair	<input type="checkbox"/>
		optional	<input type="checkbox"/>

60029075000 Multi-tooth wrench socket			
 <p>60029075000</p>	<p>Description/example of use</p> <p>Tool for removing and mounting screws (conrod bearing)</p> <p>Technical data</p> <p>Drive: 1/2 in</p> <p>Diameter: 10 mm (0.39 in)</p> <p>used with model</p> <p>Travel Big</p> <p>Naked Big</p> <p>Super Bike Big</p> <p>Touring</p>		
	Service	<input type="checkbox"/>	Repair
		optional	<input type="checkbox"/>

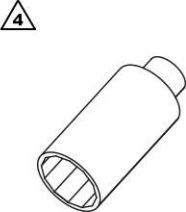
61229035000 Mounting tool			
 <p>61229035000</p>	Description/example of use Tool for removing and installing components (oil nozzle)		
	used with model Travel Big Naked Big Touring		
Service	<input checked="" type="checkbox"/>	Repair	<input type="checkbox"/>
		optional	<input type="checkbox"/>

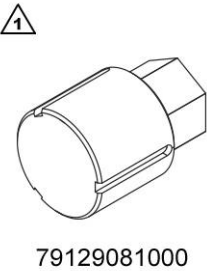
61229051000 Centering pin			
 <p>61229051000</p>	Description/example of use Tool for centering components (swingarm)		
	used with model Super Bike Big		
Service	<input type="checkbox"/>	Repair	<input checked="" type="checkbox"/>
		optional	<input type="checkbox"/>

63529075000 Multi-tooth wrench socket			
 <p>63529075000</p>	Description/example of use Tool for removing and mounting screws (conrod bearing)		
	Technical data Drive: 1/2 in Diameter: 9 mm (0.35 in)		
used with model Travel Mid Travel Small 250 Duke 2019 250 Duke 2020 250 Duke 2021 390 Duke 2019 390 Duke 2020 390 Duke 2021 790 Duke 890 Duke 890 Duke R RC 390 2019 RC 390 2020 RC 390 2021			
Service	<input type="checkbox"/>	Repair	<input checked="" type="checkbox"/>
		optional	<input type="checkbox"/>

77329081000 Mounting tool			
 <p>77329081000</p>	Description/example of use Tool for removing and installing components (coolant pipe)		
	Technical data Hexagonal part: 13 mm (0.51 in)		
used with model 250 EXC-F 2019 250 EXC-F Six Days 2019 350 EXC-F 2019 350 EXC-F Six Days 2019 450 EXC 2019			


77329081000 Mounting tool				
	450 EXC 2020			
	450 EXC 2021			
	450 EXC 2022			
	450 EXC Six Days 2019			
	450 EXC Six Days 2020			
	450 EXC Six Days 2021			
	450 EXC Six Days 2022			
	500 EXC 2019			
	500 EXC 2020			
	500 EXC 2021			
	500 EXC 2022			
	500 EXC Six Days 2019			
	500 EXC Six Days 2020			
	500 EXC Six Days 2021			
	500 EXC Six Days 2022			
	500 XC-W 2020			
	500 XCF-W 2021			
	500 XCF-W 2022			
	Service	<input type="checkbox"/>	Repair	<input type="checkbox"/>
			optional	<input checked="" type="checkbox"/>

79129075000 Multi-tooth wrench socket			
<div style="text-align: center;">  <p>79129075000</p> </div>	Description/example of use		
	Tool for removing and installing components (crankshaft nut)		
	Technical data		
	Drive: 1/2 in		
	Diameter: 32 mm (1.26 in)		
	used with model		
	350 SX-F 2019		
	350 SX-F 2020		
	350 SX-F 2021		
	350 SX-F 2022		
	250 SX-F 2019		
	250 SX-F 2020		
	250 SX-F 2021		
	250 SX-F 2022		
	250 XC-F 2019		
	250 XC-F 2020		
	250 XC-F 2021		
	250 XC-F 2022		
	350 XC-F 2019		
	350 XC-F 2020		
350 XC-F 2021			
350 XC-F 2022			
Service	<input checked="" type="checkbox"/>	Repair	<input type="checkbox"/>
		optional	<input type="checkbox"/>

79129081000 Mounting tool	
 <p>79129081000</p>	<p>Description/example of use Tool for removing and installing components (coolant pipe)</p> <p>Technical data Hexagonal driver: 13 mm (0.51 in)</p> <p>used with model</p> <p>150 SX 2019 150 SX 2020 150 SX 2021 150 SX 2022 250 SX 2019 250 SX 2020 250 SX 2021 250 SX 2022 350 SX-F 2019 350 SX-F 2020 350 SX-F 2021 350 SX-F 2022 450 SX-F Factory Edition US 2018 450 SX-F 2019 450 SX-F 2020 450 SX-F 2021 450 SX-F 2022 125 SX 2019 125 SX 2020 125 SX 2021 125 SX 2022 250 SX-F 2019 250 SX-F 2020 250 SX-F 2021 250 SX-F 2022 250 EXC-F 2020 250 EXC-F 2021 250 EXC-F 2022 250 EXC-F Six Days 2020 250 EXC-F Six Days 2021 250 EXC-F Six Days 2022 150 EXC 250 EXC 2020 250 EXC 2021 250 EXC 2022 250 EXC Six Days 2020 250 EXC Six Days 2021 250 EXC Six Days 2022 350 EXC-F 2020 350 EXC-F 2021 350 EXC-F 2022 350 EXC-F Six Days 2020 350 EXC-F Six Days 2021 350 EXC-F Six Days 2022 300 EXC 2020 300 EXC 2020 300 EXC 2021 300 EXC 2022</p>

79129081000 Mounting tool		
	300 EXC Six Days 2020	
	300 EXC Six Days 2021	
	300 EXC Six Days 2022	
	125 XC	
	150 XC-W 2020	
	150 XC-W 2021	
	150 XC-W 2022	
	250 XC-F 2019	
	250 XC-F 2020	
	250 XC-F 2021	
	250 XC-F 2022	
	250 XC-W 2020	
	250 XC-W 2021	
	250 XC-W 2022	
	250 XC 2019	
	250 XC 2020	
	250 XC 2021	
	250 XC 2022	
	350 XC-F 2019	
	350 XC-F 2020	
	350 XC-F 2021	
	350 XC-F 2022	
	350 XCF-W 2020	
	350 XCF-W 2021	
	350 XCF-W 2022	
	450 XC-F 2019	
	450 XC-F 2020	
	450 XC-F 2021	
	450 XC-F 2022	
	300 XC 2019	
	300 XC 2020	
	300 XC 2021	
	300 XC 2022	
	300 XC-W 2020	
	300 XC-W 2021	
	300 XC-W 2022	
	300 XC-W Six Days 2020	
	450 SMR 2021	
	450 SMR 2022	
	Service <input type="checkbox"/>	Repair <input checked="" type="checkbox"/>
		optional <input type="checkbox"/>

20.1 Wall tool organizer overview



Socket (T07030) (p. 206)
Pin wrench (T103) (p. 206)
Drift (T120) (p. 209)
Mounting tool (T1285S) (p. 210)
Measuring instrument (T1291) (p. 210)
Calibration tool (T1295) (p. 210)
Protecting sleeve (T1401) (p. 210)
Clamping stand (T14015S) (p. 211)
Clamping stand (T14016S) (p. 213)
Ring wrench (T14017) (p. 213)
Filling tool (T14019) (p. 216)
Support tool (T14020) (p. 217)
Calibrating unit (T14021) (p. 218)
Pressing tool (T14022B) (p. 219)
Thread protection sleeve (T14023) (p. 219)
Support tool (T14026S) (p. 220)
Support tool (T14026S1) (p. 221)
Ring wrench (T14028) (p. 221)
Mounting sleeve (T14029) (p. 222)
Filling adapter (T14030) (p. 222)
Pressing tool (T14031) (p. 223)
Open end wrench (T14032) (p. 223)
Tweezers (T14033) (p. 225)
Clamping stand (T1403S) (p. 226)
Mounting tool (T1404S) (p. 227)
Mounting tool (T14040S) (p. 227)
Groove nut wrench (T14047) (p. 228)
Clamping stand (T14049S) (p. 230)
Pressing tool (T14051) (p. 232)
Groove nut wrench (T14071) (p. 234)
Clamping stand (T14072) (p. 235)
Protecting sleeve (T14073) (p. 236)
Pressing tool (T14076) (p. 238)
Special socket (T14084) (p. 238)
Special socket (T14087) (p. 240)
Ring wrench (T14091) (p. 242)
Mounting sleeve (T14092) (p. 243)
Ring wrench (T14096) (p. 244)
Mounting tool (T14098) (p. 244)
Mounting tool (T14099) (p. 245)
Mounting tool (T14102) (p. 245)
Protecting sleeve (T512) (p. 245)
Support tool (T514) (p. 246)
Distance piece (T519) (p. 246)
Ring wrench (T524) (p. 246)
Clamping stand (T526S) (p. 246)
Mounting tool (T528S) (p. 247)
Clamping stand (T531S) (p. 247)
Adapter (T532S) (p. 248)
Socket (T537) (p. 248)

Clamping stand (T612S) (🗨️ p. 248)


Mounting tool (T724S) (🗨️ p. 248)

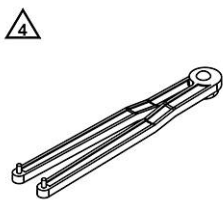
Clamping stand (T725S) (🗨️ p. 249)

Protecting sleeve (T726) (🗨️ p. 249)

Socket (T727S) (🗨️ p. 249)

Socket (T729) (🗨️ p. 250)

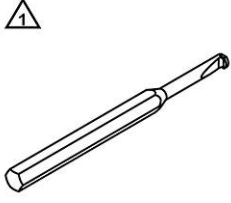
T07030 Socket		
 <p>T07030</p>	<p>Description/example of use</p> <p>Tool for loosening and tightening components (screw cap)</p> <p>Technical data</p> <p>Drive: 1/2 in</p> <p>Jaw opening: 40/39 mm (40/39 in)</p> <p>Diameter: 55 mm (2.17 in)</p> <p>used with model</p> <p>50 SX 2020</p> <p>50 SX 2021</p> <p>50 SX 2022</p> <p>50 SX Mini 2020</p> <p>50 SX Mini 2021</p> <p>50 SX Mini 2022</p> <p>65 SX 2020</p> <p>65 SX 2020</p> <p>65 SX 2021</p> <p>65 SX 2022</p> <p>Mini MX Electro</p>	
	Service <input type="checkbox"/>	Repair <input checked="" type="checkbox"/>


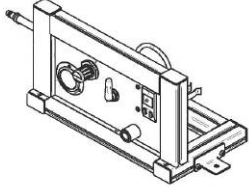

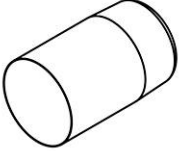
T103 Pin wrench		
 <p>T103</p>	<p>Description/example of use</p> <p>Tool for working on the piston rod (spring holder sheet, preload adjuster)</p> <p>Technical data</p> <p>adjustable</p> <p>Diameter: 4 mm (0.16 in)</p> <p>used with model</p> <p>50 SX</p> <p>50 SX Mini</p> <p>50 SXS</p> <p>50 SXS Mini</p> <p>65 SX 2014</p> <p>65 SX 2015</p> <p>65 SX 2016</p> <p>65 SX 2017</p> <p>65 SX 2018</p> <p>65 SX 2020</p> <p>65 SX 2020</p> <p>65 SX 2021</p> <p>65 SX 2022</p> <p>Mini MX Electro</p> <p>150 SX 2014</p> <p>150 SX 2015</p> <p>250 SX 2014</p> <p>250 SX 2015</p> <p>250 SX 2016</p>	

T103 Pin wrench	
	350 SX-F 2014
	350 SX-F 2015
	450 SX-F 2014
	450 SX-F EU 2015
	450 SX-F US 2015
	125 SX 2014
	125 SX 2015
	250 SX-F 2014
	250 SX-F EU 2015
	250 SX-F US 2015
	250 SX-F EU 2016
	250 SX-F US 2016
	Enduro E1 2 stroke
	250 EXC-F 2014
	250 EXC-F 2015
	250 EXC-F 2016
	250 EXC-F Six Days 2014
	250 EXC-F Six Days 2015
	250 EXC-F Six Days 2016
	250 EXC-F Factory Edition
	200 EXC
	250 EXC 2014
	250 EXC 2015
	250 EXC 2016
	250 EXC 2017
	250 EXC 2018
	250 EXC Six Days 2014
	250 EXC Six Days 2015
	250 EXC Six Days 2016
	250 EXC Six Days 2017
	250 EXC Six Days 2018
	250 EXC Factory Edition
	350 EXC-F 2014
	350 EXC-F 2015
	350 EXC-F 2016
	350 EXC-F Six Days 2014
	350 EXC-F Six Days 2015
	350 EXC-F Six Days 2016
	350 EXC-F Factory Edition
	450 EXC 2014
	450 EXC 2015
	450 EXC 2016
	450 EXC Six Days 2014
	450 EXC Six Days 2015
	450 EXC Six Days 2016
	450 EXC Factory Edition
	300 EXC 2014
	300 EXC 2015
	300 EXC 2016
	300 EXC 2017
	300 EXC 2018
	300 EXC Six Days 2014
	300 EXC Six Days 2015

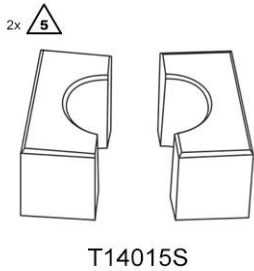
T103 Pin wrench	
	300 EXC Six Days 2016
	300 EXC Six Days 2017
	300 EXC Six Days 2018
	300 EXC Factory Edition
	500 EXC 2014
	500 EXC 2015
	500 EXC 2016
	500 EXC Six Days 2014
	500 EXC Six Days 2015
	500 EXC Six Days 2016
	150 XC
	250 XC-F 2014
	250 XC-F 2015
	250 XC-F 2016
	250 XCF-W
	200 XC-W
	250 XC 2014
	250 XC 2015
	250 XC 2016
	350 XC-F 2014
	350 XC-F 2015
	350 XCF-W 2014
	350 XCF-W 2015
	350 XCF-W 2016
	350 XCF-W Six Days
	450 XC-F 2014
	450 XC-F 2015
	450 XC-W
	300 XC 2014
	300 XC 2015
	300 XC 2016
	300 XC-W 2014
	300 XC-W 2015
	300 XC-W 2016
	300 XC-W 2017
	300 XC-W 2018
	300 XC-W Six Days 2014
	300 XC-W Six Days 2015
	300 XC-W Six Days 2016
	300 XC-W Six Days 2017
	300 XC-W Six Days 2018
	500 XC-W 2014
	500 XC-W 2015
	500 XC-W 2016
	450 SMR 2014
	690 SMC R 2014
	690 SMC R 2015
	690 SMC R 2016
	690 SMC R 2017
	1090 Adventure R
	1190 Adventure R
	1290 Super Adventure
	1290 Super Adventure T

T103 Pin wrench		
	1290 Super Adventure S 2017	
	1290 Super Adventure S 2018	
	1290 Super Adventure S 2019	
	1290 Super Adventure S 2020	
	1290 Super Adventure R 2017	
	1290 Super Adventure R 2018	
	1290 Super Adventure R 2019	
	1290 Super Adventure R 2020	
	690 Enduro R 2014	
	690 Enduro R 2015	
	690 Enduro R 2016	
	690 Enduro R 2017	
	690 Enduro R 2018	
	Touring	
	Service	<input type="checkbox"/>
		<input checked="" type="checkbox"/>
		optional
		<input type="checkbox"/>

T120 Drift	
 <p>T120</p>	<p>Description/example of use Tool for driving components out (collar bushings)</p> <p>Technical data Diameter: 8 mm (0.31 in)</p> <p>used with model</p> <p>50 SX 50 SX Mini 50 SXS 50 SXS Mini 65 SX 85 SX 2018 85 SX 2019 85 SX 2020 85 SX 2021 85 SX 2022 Mini MX Electro MX Enduro E1 Enduro E2 Enduro E3 Freeride Cross Country Supermoto Travel Mid Travel Big Dual Sport Enduro 690 Duke 2014 690 Duke 2015 690 Duke 2016 690 Duke 2017 690 Duke R 790 Duke 890 Duke 890 Duke R Naked Big RC 390 R EU 2018</p>

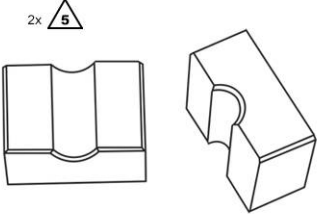
T120 Drift			
	RC 390 R US 2018 RC 390 R EU 2019 RC 390 R US 2019 Super Bike Big Touring		
	Service <input type="checkbox"/>	Repair <input checked="" type="checkbox"/>	optional <input type="checkbox"/>
T1285S Mounting tool			
 <p>T1285S</p>	Description/example of use Tool for loosening and tightening components (preload adjuster)		
	Technical data Diameter: 42 mm (1.65 in) used with model 890 Adventure R / Rally		
	Service <input type="checkbox"/>	Repair <input type="checkbox"/>	optional <input checked="" type="checkbox"/>
T1291 Measuring instrument			
 <p>T1291</p>	Description/example of use Instrument for measuring the flow rate of the Trax system		
	used with model 890 Adventure R / Rally	matching tools / articles are T532S T1295	
	Service <input type="checkbox"/>	Repair <input type="checkbox"/>	optional <input checked="" type="checkbox"/>
T1295 Calibration tool			
 <p>T1295</p>	Description/example of use Tool for calibrating the flow meter		
	used with model 890 Adventure R / Rally	for use with T1291	
	Service <input type="checkbox"/>	Repair <input type="checkbox"/>	optional <input checked="" type="checkbox"/>
T1401 Protecting sleeve			
 <p>T1401</p>	Description/example of use Tool for protecting components (inside fork tube)		
	Technical data Diameter: 48 mm (1.89 in) used with model MX Enduro E1 Enduro E2 Enduro E3 Cross Country Supermoto Competition Supermoto / Dual Sport 790 Adventure R 790 Adventure R Rally 890 Adventure R / Rally		

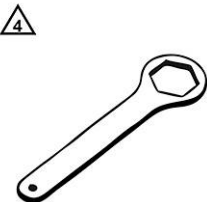
T1401 Protecting sleeve			
	1090 Adventure 2017 1090 Adventure R 1190 Adventure 1190 Adventure R 1290 Super Adventure 1290 Super Adventure T 1290 Super Adventure S 1290 Super Adventure R Dual Sport Enduro Naked Big Touring		
	Service	<input type="checkbox"/>	Repair
			optional <input type="checkbox"/>

T14015S Clamping stand	
 <p>T14015S</p>	<p>Description/example of use Tool for clamping components (cartridge)</p> <p>Technical data Diameter: 27 mm (1.06 in) used with model</p> <p>85 SX 2018 85 SX 2019 85 SX 2020 85 SX 2021 85 SX 2022</p> <p>Enduro E1 2 stroke 250 EXC-F 2014 250 EXC-F 2015 250 EXC-F 2016 250 EXC-F Six Days 2014 250 EXC-F Six Days 2015 250 EXC-F Six Days 2016 250 EXC-F Factory Edition</p> <p>200 EXC 250 EXC 2014 250 EXC 2015 250 EXC 2016 250 EXC Six Days 2014 250 EXC Six Days 2015 250 EXC Six Days 2016 250 EXC Factory Edition</p> <p>350 EXC-F 2014 350 EXC-F 2015 350 EXC-F 2016 350 EXC-F Six Days 2014 350 EXC-F Six Days 2015 350 EXC-F Six Days 2016 350 EXC-F Factory Edition</p> <p>450 EXC 2014 450 EXC 2015 450 EXC 2016 450 EXC Six Days 2014 450 EXC Six Days 2015 450 EXC Six Days 2016</p>

T14015S Clamping stand	
	450 EXC Factory Edition
	300 EXC 2014
	300 EXC 2015
	300 EXC 2016
	300 EXC Six Days 2014
	300 EXC Six Days 2015
	300 EXC Six Days 2016
	300 EXC Factory Edition
	500 EXC 2014
	500 EXC 2015
	500 EXC 2016
	500 EXC Six Days 2014
	500 EXC Six Days 2015
	500 EXC Six Days 2016
	250 XCF-W
	200 XC-W
	250 XC-W 2014
	250 XC-W 2015
	250 XC-W 2016
	350 XCF-W 2014
	350 XCF-W 2015
	350 XCF-W 2016
	350 XCF-W Six Days
	450 XC-W
	300 XC-W 2014
	300 XC-W 2015
	300 XC-W 2016
	300 XC-W Six Days 2014
	300 XC-W Six Days 2015
	300 XC-W Six Days 2016
	500 XC-W 2014
	500 XC-W 2015
	500 XC-W 2016
	790 Adventure R 2020
	790 Adventure S
	790 Adventure R Rally
	890 Adventure
	890 Adventure R / Rally
	1050 Adventure
	1090 Adventure 2018
	1090 Adventure S
	1190 Adventure
	1290 Super Adventure
	1290 Super Adventure T
	1290 Super Adventure S
	690 Duke 2014
	690 Duke 2015
	690 Duke 2016
	690 Duke 2017
	690 Duke R
	790 Duke
	890 Duke

T14015S Clamping stand			
	890 Duke R		
	Naked Big Touring		
Service	<input type="checkbox"/>	Repair	<input checked="" type="checkbox"/>
		optional	<input type="checkbox"/>

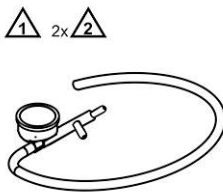
T14016S Clamping stand			
 <p>T14016S</p>	Description/example of use Tool for clamping components (piston rod)		
	Technical data Diameter: 12 mm (0.47 in)		
used with model			
Mini			
MX1 2 stroke			
350 SX-F			
450 SX-F 2014			
450 SX-F EU 2015			
450 SX-F US 2015			
450 SX-F 2016			
450 SX-F 2017			
450 SX-F 2018			
450 SX-F 2019			
450 SX-F 2020			
450 SX-F 2021			
450 SX-F 2022			
MX2			
Enduro E1			
Enduro E2			
Enduro E3			
Freeride			
Cross Country			
Supermoto Competition			
Supermoto E-Ride			
790 Adventure R			
790 Adventure R Rally			
890 Adventure R / Rally			
1290 Super Adventure R 2021			
690 Enduro R 2019			
690 Enduro R 2020			
690 Enduro R 2021			
1290 Super Duke R 2020			
1290 Super Duke R / RR 2021			
Service	<input type="checkbox"/>	Repair	<input checked="" type="checkbox"/>
		optional	<input type="checkbox"/>

T14017 Ring wrench			
 <p>T14017</p>	Description/example of use Tool for loosening and tightening components (screw cap)		
	Technical data Hexagonal part: 50 mm (1.97 in)		
used with model			
MX1 2 stroke			
350 SX-F			
450 SX-F 2014			
450 SX-F EU 2015			


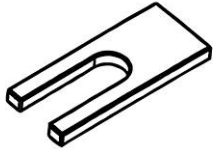
T14017 Ring wrench	
	450 SX-F US 2015
	450 SX-F 2016
	450 SX-F 2017
	450 SX-F 2018
	450 SX-F 2019
	450 SX-F 2020
	450 SX-F 2021
	450 SX-F 2022
	MX2 2 stroke
	250 SX-F 2014
	250 SX-F EU 2015
	250 SX-F US 2015
	250 SX-F 2016
	250 SX-F 2017
	250 SX-F 2018
	250 SX-F 2019
	250 SX-F 2020
	250 SX-F 2021
	250 SX-F 2022
	250 EXC-F 2017
	250 EXC-F 2018
	250 EXC-F 2019
	250 EXC-F 2020
	250 EXC-F 2021
	250 EXC-F 2022
	250 EXC-F Six Days 2017
	250 EXC-F Six Days 2018
	250 EXC-F Six Days 2019
	250 EXC-F Six Days 2020
	250 EXC-F Six Days 2021
	250 EXC-F Six Days 2022
	150 EXC
	250 EXC 2017
	250 EXC 2018
	250 EXC 2019
	250 EXC 2020
	250 EXC 2021
	250 EXC 2022
	250 EXC Six Days 2017
	250 EXC Six Days 2018
	250 EXC Six Days 2019
	250 EXC Six Days 2020
	250 EXC Six Days 2021
	250 EXC Six Days 2022
	350 EXC-F 2017
	350 EXC-F 2018
	350 EXC-F 2019
	350 EXC-F 2020
	350 EXC-F 2021
	350 EXC-F 2022
	350 EXC-F Six Days 2017
	350 EXC-F Six Days 2018
	350 EXC-F Six Days 2019

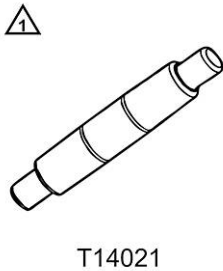
T14017 Ring wrench	
	350 EXC-F Six Days 2020
	350 EXC-F Six Days 2021
	350 EXC-F Six Days 2022
	450 EXC 2017
	450 EXC 2018
	450 EXC 2019
	450 EXC 2020
	450 EXC 2021
	450 EXC 2022
	450 EXC Six Days 2017
	450 EXC Six Days 2018
	450 EXC Six Days 2019
	450 EXC Six Days 2020
	450 EXC Six Days 2021
	450 EXC Six Days 2022
	300 EXC 2017
	300 EXC 2018
	300 EXC 2019
	300 EXC 2020
	300 EXC 2020
	300 EXC 2021
	300 EXC 2022
	300 EXC Six Days 2017
	300 EXC Six Days 2018
	300 EXC Six Days 2019
	300 EXC Six Days 2020
	300 EXC Six Days 2021
	300 EXC Six Days 2022
	500 EXC 2017
	500 EXC 2018
	500 EXC 2019
	500 EXC 2020
	500 EXC 2021
	500 EXC 2022
	500 EXC Six Days 2017
	500 EXC Six Days 2018
	500 EXC Six Days 2019
	500 EXC Six Days 2020
	500 EXC Six Days 2021
	500 EXC Six Days 2022
	Cross Country E1 2 stroke
	250 XC-F
	250 XC-W 2017
	250 XC-W 2018
	250 XC-W 2019
	250 XC-W 2020
	250 XC-W 2021
	250 XC-W 2022
	250 XC
	350 XC-F
	350 XCF-W 2020
	350 XCF-W 2021
	350 XCF-W 2022

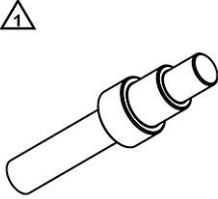
T14017 Ring wrench		
	450 XC-F 300 XC 300 XC-W 2017 300 XC-W 2018 300 XC-W 2019 300 XC-W 2020 300 XC-W 2021 300 XC-W 2022 300 XC-W Six Days 2017 300 XC-W Six Days 2018 300 XC-W Six Days 2019 300 XC-W Six Days 2020 500 XC-W 2020 500 XCF-W 2021 500 XCF-W 2022 Supermoto Competition 690 SMC R 2019 690 SMC R 2020 690 SMC R 2021 Travel Mid 1190 Adventure 1290 Super Adventure S 2021 1290 Super Adventure R 2021 690 Enduro R 2019 690 Enduro R 2020 690 Enduro R 2021 890 Duke R 1290 Super Duke R 2020 1290 Super Duke R / RR 2021	
	Service <input type="checkbox"/>	Repair <input checked="" type="checkbox"/>
		optional <input type="checkbox"/>

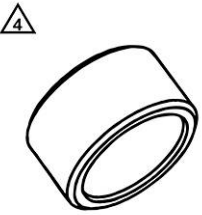
T14019 Filling tool	
 <p>T14019</p>	<p>Description/example of use</p> <p>Tool for filling the cartridge with nitrogen</p> <p>used with model</p> 150 SX 2014 150 SX 2015 250 SX 2014 250 SX 2015 250 SX 2016 350 SX-F 2014 350 SX-F 2015 450 SX-F 2014 450 SX-F EU 2015 450 SX-F US 2015 125 SX 2014 125 SX 2015 250 SX-F 2014 250 SX-F EU 2015 250 SX-F US 2015 150 XC 250 XC 2014

T14019 Filling tool			
	250 XC 2015		
	250 XC 2016		
	350 XC-F 2014		
	350 XC-F 2015		
	450 XC-F 2014		
	450 XC-F 2015		
	300 XC 2014		
	300 XC 2015		
	300 XC 2016		
	450 SMR 2014		
	Service	<input type="checkbox"/>	Repair
		optional	<input type="checkbox"/>

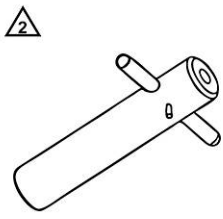
T14020 Support tool			
  T14020	Description/example of use Tool for holding the piston rod		
	used with model 150 SX 2014 150 SX 2015 250 SX 2014 250 SX 2015 250 SX 2016 350 SX-F 2014 350 SX-F 2015 450 SX-F 2014 450 SX-F EU 2015 450 SX-F US 2015 125 SX 2014 125 SX 2015 250 SX-F 2014 250 SX-F EU 2015 250 SX-F US 2015 150 XC 250 XC 2014 250 XC 2015 250 XC 2016 350 XC-F 2014 350 XC-F 2015 450 XC-F 2014 450 XC-F 2015 300 XC 2014 300 XC 2015 300 XC 2016 450 SMR 2014 790 Adventure R 2020 790 Adventure R Rally 890 Adventure R / Rally		
	Service	<input type="checkbox"/>	Repair
			<input checked="" type="checkbox"/>
		optional	<input type="checkbox"/>

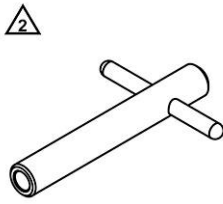
T14021 Calibrating unit		
 <p>T14021</p>	<p>Description/example of use Tool for calibrating components (DU bush)</p> <p>Technical data Diameter: 12 mm (0.47 in)</p> <p>used with model</p> <p>50 SX 50 SX Mini 50 SXS 50 SXS Mini 65 SX 85 SX 2020 85 SX 2021 85 SX 2022 Mini MX Electro 150 SX 2014 150 SX 2015 250 SX 2014 250 SX 2015 250 SX 2016 350 SX-F 2014 350 SX-F 2015 450 SX-F 2014 450 SX-F EU 2015 450 SX-F US 2015 125 SX 2014 125 SX 2015 250 SX-F 2014 250 SX-F EU 2015 250 SX-F US 2015 150 XC 250 XC 2014 250 XC 2015 250 XC 2016 350 XC-F 2014 350 XC-F 2015 450 XC-F 2014 450 XC-F 2015 300 XC 2014 300 XC 2015 300 XC 2016 450 SMR 2014 790 Adventure R 2020 790 Adventure R Rally 890 Adventure R / Rally 1290 Super Duke R / RR 2021</p>	
	Service <input type="checkbox"/>	Repair <input checked="" type="checkbox"/> optional <input type="checkbox"/>


T14022B Pressing tool		
 <p>T14022B</p>	<p>Description/example of use Tool for removing and installing components (DU bush)</p> <p>Technical data Diameter: 11.95 ... 21.4 mm (0.4705 ... 0.843 in)</p> <p>used with model</p> <p>50 SX 50 SX Mini 50 SXS 50 SXS Mini 65 SX Mini MX Electro 150 SX 2014 150 SX 2015 250 SX 2014 250 SX 2015 250 SX 2016 350 SX-F 2014 350 SX-F 2015 450 SX-F 2014 450 SX-F EU 2015 450 SX-F US 2015 125 SX 2014 125 SX 2015 250 SX-F 2014 250 SX-F EU 2015 250 SX-F US 2015 150 XC 250 XC 2014 250 XC 2015 250 XC 2016 350 XC-F 2014 350 XC-F 2015 450 XC-F 2014 450 XC-F 2015 300 XC 2014 300 XC 2015 300 XC 2016 450 SMR 2014</p>	
	Service <input type="checkbox"/>	Repair <input checked="" type="checkbox"/> optional <input type="checkbox"/>

T14023 Thread protection sleeve		
 <p>T14023</p>	<p>Description/example of use Tool for protecting components (thread of screw sleeve)</p> <p>Technical data Diameter: 24.5 mm (0.965 in)</p> <p>used with model</p> <p>150 SX 2014 150 SX 2015 250 SX 2014 250 SX 2015 250 SX 2016 350 SX-F 2014</p>	

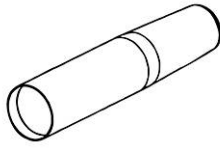
T14023 Thread protection sleeve		
	350 SX-F 2015 450 SX-F 2014 450 SX-F EU 2015 450 SX-F US 2015 125 SX 2014 125 SX 2015 250 SX-F 2014 250 SX-F EU 2015 250 SX-F US 2015 150 XC 250 XC 2014 250 XC 2015 250 XC 2016 350 XC-F 2014 350 XC-F 2015 450 XC-F 2014 450 XC-F 2015 300 XC 2014 300 XC 2015 300 XC 2016 450 SMR 2014	
	Service <input type="checkbox"/>	Repair <input checked="" type="checkbox"/>
		optional <input type="checkbox"/>

T14026S Support tool		
 <p>T14026S</p>	Description/example of use Tool for assembling the fork legs (pulling out piston rod) Technical data M14 Diameter: 25 mm (0.98 in) used with model 85 SX 2014 85 SX 2015 85 SX 2016 85 SX 2017 85 SX 2018 Freeride Dual Sport 2 stroke Freeride 350 Freeride E-SX Freeride E-XC 2015 Freeride E-XC 2016 Freeride E-XC 2017 Freeride E-XC EU 2018 Supermoto E-Ride	
	Service <input type="checkbox"/>	Repair <input checked="" type="checkbox"/>
		optional <input type="checkbox"/>

T14026S1 Support tool		
 <p>T14026S1</p>	<p>Description/example of use Tool for assembling the fork legs (pulling out piston rod)</p> <p>Technical data M12 Diameter: 17 mm (0.67 in) used with model</p> <p>Enduro E1 Enduro E2 Enduro E3 Freeride 250 F Freeride E-XC NG EU 2018 Freeride E-XC 2019 Freeride E-XC 2020 Freeride E-XC 2021 Freeride E-XC 2022 125 XC-W 150 XC-W 250 XCF-W 200 XC-W 250 XC-W 350 XCF-W 350 XCF-W Six Days 450 XC-W 300 XC-W 300 XC-W Six Days Cross Country E3 4 stroke Supermoto / Dual Sport 790 Adventure R 790 Adventure R Rally 890 Adventure R / Rally 1090 Adventure R 1190 Adventure R 1290 Super Adventure R Dual Sport Enduro RC 390 R EU 2018 RC 390 R US 2018 RC 390 R EU 2019 RC 390 R US 2019 Super Bike Big</p>	
	Service <input type="checkbox"/>	Repair <input checked="" type="checkbox"/> optional <input type="checkbox"/>

T14028 Ring wrench		
 <p>T14028</p>	<p>Description/example of use Tool for loosening and tightening components (screw cap)</p> <p>Technical data Hexagonal part: 35 mm (1.38 in) used with model</p> <p>890 Adventure R / Rally</p>	
	Service <input type="checkbox"/>	Repair <input checked="" type="checkbox"/> optional <input type="checkbox"/>

T14029 Mounting sleeve



T14029

Description/example of use

Tool for mounting components (seal ring)

Technical data

Diameter: 12.45 mm (0.4902 in)

used with model

- 150 SX 2014
- 150 SX 2015
- 250 SX 2014
- 250 SX 2015
- 250 SX 2016
- 350 SX-F 2014
- 350 SX-F 2015
- 450 SX-F 2014
- 450 SX-F EU 2015
- 450 SX-F US 2015
- 125 SX 2014
- 125 SX 2015
- 250 SX-F 2014
- 250 SX-F EU 2015
- 250 SX-F US 2015
- 150 XC
- 250 XC-F 2014
- 250 XC-F 2015
- 250 XC 2014
- 250 XC 2015
- 250 XC 2016
- 350 XC-F 2014
- 350 XC-F 2015
- 450 XC-F 2014
- 450 XC-F 2015
- 300 XC 2014
- 300 XC 2015
- 300 XC 2016
- 450 SMR 2014

Service <input type="checkbox"/>	Repair <input checked="" type="checkbox"/>	optional <input type="checkbox"/>
----------------------------------	--	-----------------------------------

T14030 Filling adapter



T14030

Description/example of use

Tool for bleeding and filling cartridge

Technical data

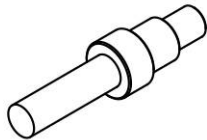
M4

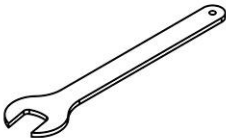
Diameter: 16 mm (0.63 in)

used with model

- 150 SX 2014
- 150 SX 2015
- 250 SX 2014
- 250 SX 2015
- 250 SX 2016
- 350 SX-F 2014
- 350 SX-F 2015
- 450 SX-F 2014
- 450 SX-F EU 2015
- 450 SX-F US 2015


T14030 Filling adapter		
	125 SX 2014	
	125 SX 2015	
	250 SX-F 2014	
	250 SX-F EU 2015	
	250 SX-F US 2015	
	150 XC	
	250 XC-F 2014	
	250 XC-F 2015	
	250 XC 2014	
	250 XC 2015	
	250 XC 2016	
	350 XC-F 2014	
	350 XC-F 2015	
	450 XC-F 2014	
	450 XC-F 2015	
	300 XC 2014	
	300 XC 2015	
	300 XC 2016	
	450 SMR 2014	
	Service	<input type="checkbox"/>

T14031 Pressing tool		
 <p>T14031</p>	Description/example of use Tool for removing and pressing in components (pilot bushing)	
	Technical data Diameter: 12 mm (0.47 in) used with model 85 SX 2021 85 SX 2022	
Service	<input type="checkbox"/>	Repair <input checked="" type="checkbox"/> optional <input type="checkbox"/>

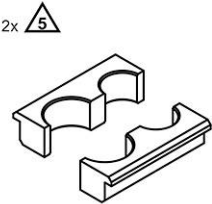
T14032 Open end wrench		
 <p>T14032</p>	Description/example of use Tool for disassembling and assembling the fork legs	
	Technical data Jaw opening: 22 mm (0.87 in) used with model 85 SX 2014 85 SX 2015 85 SX 2016 85 SX 2017 Enduro E1 2 stroke 250 EXC-F 2014 250 EXC-F 2015 250 EXC-F 2016 250 EXC-F Six Days 2014 250 EXC-F Six Days 2015 250 EXC-F Six Days 2016 250 EXC-F Factory Edition 200 EXC 250 EXC 2014 250 EXC 2015 250 EXC 2016	

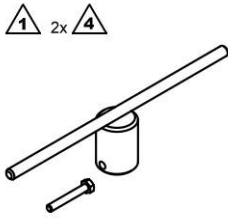
T14032 Open end wrench	
	250 EXC Six Days 2014
	250 EXC Six Days 2015
	250 EXC Six Days 2016
	250 EXC Factory Edition
	350 EXC-F 2014
	350 EXC-F 2015
	350 EXC-F 2016
	350 EXC-F Six Days 2014
	350 EXC-F Six Days 2015
	350 EXC-F Six Days 2016
	350 EXC-F Factory Edition
	450 EXC 2014
	450 EXC 2015
	450 EXC 2016
	450 EXC Six Days 2014
	450 EXC Six Days 2015
	450 EXC Six Days 2016
	450 EXC Factory Edition
	300 EXC 2014
	300 EXC 2015
	300 EXC 2016
	300 EXC Six Days 2014
	300 EXC Six Days 2015
	300 EXC Six Days 2016
	300 EXC Factory Edition
	500 EXC 2014
	500 EXC 2015
	500 EXC 2016
	500 EXC Six Days 2014
	500 EXC Six Days 2015
	500 EXC Six Days 2016
	Freeride Dual Sport 2 stroke
	Freeride 350
	Freeride E-SX
	Freeride E-XC 2015
	Freeride E-XC 2016
	Freeride E-XC 2017
	Freeride E-XC EU 2018
	250 XCF-W
	200 XC-W
	250 XC-W 2014
	250 XC-W 2015
	250 XC-W 2016
	350 XCF-W 2014
	350 XCF-W 2015
	350 XCF-W 2016
	350 XCF-W Six Days
	450 XC-W
	300 XC-W 2014
	300 XC-W 2015
	300 XC-W 2016
	300 XC-W Six Days 2014
	300 XC-W Six Days 2015


T14032 Open end wrench		
	300 XC-W Six Days 2016 500 XC-W 2014 500 XC-W 2015 500 XC-W 2016 690 SMC R 2014 690 SMC R 2015 690 SMC R 2016 690 SMC R 2017 Supermoto E-Ride 790 Adventure S 890 Adventure 1090 Adventure R 1190 Adventure R 1290 Super Adventure R 2017 1290 Super Adventure R 2018 1290 Super Adventure R 2019 1290 Super Adventure R 2020 690 Enduro R 2014 690 Enduro R 2015 690 Enduro R 2016 690 Enduro R 2017 690 Enduro R 2018 790 Duke 890 Duke 890 Duke R Super Bike Big	
	Service <input type="checkbox"/>	Repair <input checked="" type="checkbox"/>

T14033 Tweezers	
 <p>T14033</p>	<p>Description/example of use Tool for mounting components (check valve)</p> <p>used with model</p> 150 SX 2014 150 SX 2015 250 SX 2014 250 SX 2015 250 SX 2016 350 SX-F 2014 350 SX-F 2015 450 SX-F 2014 450 SX-F EU 2015 450 SX-F US 2015 125 SX 2014 125 SX 2015 250 SX-F 2014 250 SX-F EU 2015 250 SX-F US 2015 150 XC 250 XC-F 2014 250 XC-F 2015 250 XC 2014 250 XC 2015

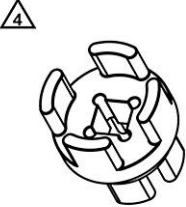
T14033 Tweezers		
	250 XC 2016 350 XC-F 2014 350 XC-F 2015 450 XC-F 2014 450 XC-F 2015 300 XC 2014 300 XC 2015 300 XC 2016 450 SMR 2014	
Service	<input type="checkbox"/>	Repair <input checked="" type="checkbox"/> optional <input type="checkbox"/>

T1403S Clamping stand		
 <p>T1403S</p>	Description/example of use Tool for clamping components (fork legs, outer fork tube) Technical data Diameter: 48 mm (1.89 in) Diameter: 60 mm (2.36 in) used with model 50 SX 50 SX Mini 50 SXS 50 SXS Mini 65 SX Mini MX Electro MX Enduro E1 Enduro E2 Enduro E3 Cross Country Supermoto Competition Supermoto / Dual Sport 790 Adventure R 790 Adventure R Rally 890 Adventure R / Rally 1090 Adventure 2017 1090 Adventure R 1190 Adventure 1190 Adventure R 1290 Super Adventure 1290 Super Adventure T 1290 Super Adventure S 1290 Super Adventure R Dual Sport Enduro Naked Big Touring	
Service	<input type="checkbox"/>	Repair <input checked="" type="checkbox"/> optional <input type="checkbox"/>

T1404S Mounting tool					
 <p>T1404S</p>	Description/example of use Tool for removing and installing the inside fork tube Technical data Diameter: 45 mm (1.77 in) used with model 85 SX 2014 85 SX 2015 85 SX 2016 85 SX 2017 Freeride Dual Sport 2 stroke Freeride 350 Freeride E-SX Freeride E-XC 2015 Freeride E-XC 2016 Freeride E-XC 2017 Freeride E-XC EU 2018 Supermoto E-Ride 890 Adventure R / Rally				
	Service	<input type="checkbox"/>	Repair	<input type="checkbox"/>	optional

T14040S Mounting tool					
 <p>T14040S</p>	Description/example of use Tool for holding when assembling fork legs Technical data Diameter: 48 mm (1.89 in) used with model MX Enduro E1 Enduro E2 2 stroke 350 EXC-F 350 EXC-F Six Days 350 EXC-F Factory Edition 450 EXC 2014 450 EXC 2015 450 EXC 2016 450 EXC 2017 450 EXC 2018 450 EXC 2020 450 EXC 2021 450 EXC 2022 450 EXC Six Days 2014 450 EXC Six Days 2015 450 EXC Six Days 2016 450 EXC Six Days 2017 450 EXC Six Days 2018 450 EXC Six Days 2020 450 EXC Six Days 2021 450 EXC Six Days 2022 450 EXC Factory Edition Enduro E3 2 stroke 500 EXC 2014 500 EXC 2015 500 EXC 2016				
	Service	<input type="checkbox"/>	Repair	<input type="checkbox"/>	optional

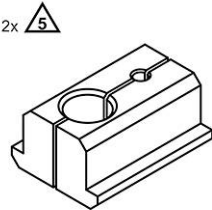

T14040S Mounting tool			
	500 EXC 2017		
	500 EXC 2018		
	500 EXC 2020		
	500 EXC 2021		
	500 EXC 2022		
	500 EXC Six Days 2014		
	500 EXC Six Days 2015		
	500 EXC Six Days 2016		
	500 EXC Six Days 2017		
	500 EXC Six Days 2018		
	500 EXC Six Days 2020		
	500 EXC Six Days 2021		
	500 EXC Six Days 2022		
	Cross Country		
	450 SMR 2021		
	450 SMR 2022		
	Supermoto / Dual Sport		
	790 Adventure R		
	790 Adventure R Rally		
	890 Adventure R / Rally		
	Travel Big		
	Dual Sport Enduro		
	Naked Big		
	Touring		
	Service <input type="checkbox"/>	Repair <input checked="" type="checkbox"/>	optional <input type="checkbox"/>

T14047 Groove nut wrench	
 <p>T14047</p>	<p>Description/example of use Tool for loosening and tightening components (screw cap)</p> <p>Technical data Drive: 1/2 in Narrow diameter: 34 mm (1.34 in) Wide diameter: 42.7 mm (1.681 in)</p> <p>used with model</p> <p>150 SX 2014 150 SX 2015 150 SX 2016 150 SX 2017 250 SX 2014 250 SX 2015 250 SX 2016 250 SX 2017 350 SX-F 2014 350 SX-F 2015 350 SX-F 2016 350 SX-F 2017 350 SX-F 2018 450 SX-F 2014 450 SX-F 2015 450 SX-F 2016 450 SX-F 2017 450 SX-F 2018 125 SX 2014</p>

T14047 Groove nut wrench

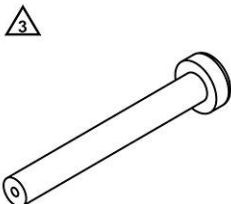
125 SX 2015
125 SX 2016
125 SX 2017
250 SX-F 2014
250 SX-F 2015
250 SX-F 2016
250 SX-F 2017
250 SX-F 2018
Enduro E1 2 stroke
250 EXC-F 2014
250 EXC-F 2015
250 EXC-F 2016
250 EXC-F Six Days 2014
250 EXC-F Six Days 2015
250 EXC-F Six Days 2016
250 EXC-F Factory Edition
200 EXC
250 EXC 2014
250 EXC 2015
250 EXC 2016
250 EXC Six Days 2014
250 EXC Six Days 2015
250 EXC Six Days 2016
250 EXC Factory Edition
350 EXC-F 2014
350 EXC-F 2015
350 EXC-F 2016
350 EXC-F Six Days 2014
350 EXC-F Six Days 2015
350 EXC-F Six Days 2016
350 EXC-F Factory Edition
450 EXC 2014
450 EXC 2015
450 EXC 2016
450 EXC Six Days 2014
450 EXC Six Days 2015
450 EXC Six Days 2016
450 EXC Factory Edition
300 EXC 2014
300 EXC 2015
300 EXC 2016
300 EXC Six Days 2014
300 EXC Six Days 2015
300 EXC Six Days 2016
300 EXC Factory Edition
500 EXC 2014
500 EXC 2015
500 EXC 2016
500 EXC Six Days 2014
500 EXC Six Days 2015
500 EXC Six Days 2016
150 XC
250 XC-F 2014

T14047 Groove nut wrench			
	250 XC-F 2015		
	250 XC-F 2016		
	250 XC-F 2017		
	250 XC-F 2018		
	250 XCF-W		
	200 XC-W		
	250 XC-W 2014		
	250 XC-W 2015		
	250 XC-W 2016		
	250 XC 2014		
	250 XC 2015		
	250 XC 2016		
	250 XC 2017		
	350 XC-F 2014		
	350 XC-F 2015		
	350 XC-F 2016		
	350 XC-F 2017		
	350 XC-F 2018		
	350 XCF-W 2014		
	350 XCF-W 2015		
	350 XCF-W 2016		
	350 XCF-W Six Days		
	450 XC-F 2014		
	450 XC-F 2015		
	450 XC-F 2016		
	450 XC-F 2017		
	450 XC-F 2018		
	450 XC-W		
	300 XC 2014		
	300 XC 2015		
	300 XC 2016		
	300 XC 2017		
	300 XC-W 2014		
	300 XC-W 2015		
	300 XC-W 2016		
	300 XC-W Six Days 2014		
	300 XC-W Six Days 2015		
	300 XC-W Six Days 2016		
	500 XC-W 2014		
	500 XC-W 2015		
	500 XC-W 2016		
	Service <input type="checkbox"/>	Repair <input checked="" type="checkbox"/>	optional <input type="checkbox"/>

T14049S Clamping stand	
 <p>2x </p> <p>T14049S</p>	<p>Description/example of use</p> <p>Tool for clamping components (piston rod, cartridge)</p> <p>Technical data</p> <p>Diameter: 8 mm (0.31 in)</p> <p>Diameter: 24.8 mm (0.976 in)</p> <p>used with model</p> <p>150 SX 2014</p> <p>150 SX 2015</p> <p>150 SX 2016</p>

T14049S Clamping stand	
	150 SX 2017
	250 SX 2014
	250 SX 2015
	250 SX 2016
	350 SX-F 2014
	350 SX-F 2015
	350 SX-F 2016
	450 SX-F 2014
	450 SX-F 2015
	125 SX 2014
	125 SX 2015
	125 SX 2016
	125 SX 2017
	250 SX-F 2014
	250 SX-F 2015
	250 SX-F EU 2016
	250 SX-F US 2016
	Enduro E1 2 stroke
	250 EXC-F 2014
	250 EXC-F 2015
	250 EXC-F 2016
	250 EXC-F Six Days 2014
	250 EXC-F Six Days 2015
	250 EXC-F Six Days 2016
	250 EXC-F Factory Edition
	200 EXC
	250 EXC 2014
	250 EXC 2015
	250 EXC 2016
	250 EXC Six Days 2014
	250 EXC Six Days 2015
	250 EXC Six Days 2016
	250 EXC Factory Edition
	350 EXC-F 2014
	350 EXC-F 2015
	350 EXC-F 2016
	350 EXC-F Six Days 2014
	350 EXC-F Six Days 2015
	350 EXC-F Six Days 2016
	350 EXC-F Factory Edition
	450 EXC 2014
	450 EXC 2015
	450 EXC 2016
	450 EXC Six Days 2014
	450 EXC Six Days 2015
	450 EXC Six Days 2016
	450 EXC Factory Edition
	300 EXC 2014
	300 EXC 2015
	300 EXC 2016
	300 EXC Six Days 2014
	300 EXC Six Days 2015
	300 EXC Six Days 2016

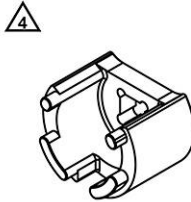
T14049S Clamping stand		
	300 EXC Factory Edition 500 EXC 2014 500 EXC 2015 500 EXC 2016 500 EXC Six Days 2014 500 EXC Six Days 2015 500 EXC Six Days 2016 150 XC 250 XC-F 2014 250 XC-F 2015 250 XC-F 2016 250 XCF-W 200 XC-W 250 XC-W 2014 250 XC-W 2015 250 XC-W 2016 250 XC 2014 250 XC 2015 250 XC 2016 350 XC-F 2014 350 XC-F 2015 350 XC-F 2016 350 XCF-W 2014 350 XCF-W 2015 350 XCF-W 2016 350 XCF-W Six Days 450 XC-F 2014 450 XC-F 2015 450 XC-W 300 XC 2014 300 XC 2015 300 XC 2016 300 XC-W 2014 300 XC-W 2015 300 XC-W 2016 300 XC-W Six Days 2014 300 XC-W Six Days 2015 300 XC-W Six Days 2016 500 XC-W 2014 500 XC-W 2015 500 XC-W 2016	
	Service <input type="checkbox"/>	Repair <input checked="" type="checkbox"/> optional <input type="checkbox"/>

T14051 Pressing tool	
 <p>T14051</p>	Description/example of use Tool for removing the cartridge from the fork leg Technical data Diameter: 27.5 mm (1.083 in) used with model 150 SX 2014 150 SX 2015 150 SX 2016 150 SX 2017

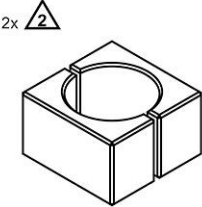
T14051 Pressing tool

250 SX 2014
250 SX 2015
250 SX 2016
350 SX-F 2014
350 SX-F 2015
350 SX-F 2016
450 SX-F 2014
450 SX-F 2015
125 SX 2014
125 SX 2015
125 SX 2016
125 SX 2017
250 SX-F 2014
250 SX-F 2015
250 SX-F EU 2016
250 SX-F US 2016
Enduro E1 2 stroke
250 EXC-F 2014
250 EXC-F 2015
250 EXC-F 2016
250 EXC-F Six Days 2014
250 EXC-F Six Days 2015
250 EXC-F Six Days 2016
250 EXC-F Factory Edition
200 EXC
250 EXC 2014
250 EXC 2015
250 EXC 2016
250 EXC Six Days 2014
250 EXC Six Days 2015
250 EXC Six Days 2016
250 EXC Factory Edition
350 EXC-F 2014
350 EXC-F 2015
350 EXC-F 2016
350 EXC-F Six Days 2014
350 EXC-F Six Days 2015
350 EXC-F Six Days 2016
350 EXC-F Factory Edition
450 EXC 2014
450 EXC 2015
450 EXC 2016
450 EXC Six Days 2014
450 EXC Six Days 2015
450 EXC Six Days 2016
450 EXC Factory Edition
300 EXC 2014
300 EXC 2015
300 EXC 2016
300 EXC Six Days 2014
300 EXC Six Days 2015
300 EXC Six Days 2016
300 EXC Factory Edition

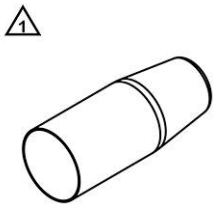
T14051 Pressing tool		
	500 EXC 2014 500 EXC 2015 500 EXC 2016 500 EXC Six Days 2014 500 EXC Six Days 2015 500 EXC Six Days 2016 150 XC 250 XC-F 2014 250 XC-F 2015 250 XC-F 2016 250 XCF-W 200 XC-W 250 XC-W 2014 250 XC-W 2015 250 XC-W 2016 250 XC 2014 250 XC 2015 250 XC 2016 350 XC-F 2014 350 XC-F 2015 350 XC-F 2016 350 XCF-W 2014 350 XCF-W 2015 350 XCF-W 2016 350 XCF-W Six Days 450 XC-F 2014 450 XC-F 2015 450 XC-W 300 XC 2014 300 XC 2015 300 XC 2016 300 XC-W 2014 300 XC-W 2015 300 XC-W 2016 300 XC-W Six Days 2014 300 XC-W Six Days 2015 300 XC-W Six Days 2016 500 XC-W 2014 500 XC-W 2015 500 XC-W 2016	
	Service <input type="checkbox"/>	Repair <input checked="" type="checkbox"/>
		optional <input type="checkbox"/>

T14071 Groove nut wrench	
 <p>T14071</p>	Description/example of use Tool for loosening and tightening components (screw cap) Technical data Drive: 1/2 in Diameter: 33 mm (1.3 in) used with model 1290 Super Adventure 1290 Super Adventure T 1290 Super Adventure S 2017 1290 Super Adventure S 2018

T14071 Groove nut wrench			
	1290 Super Adventure S 2019		
	1290 Super Adventure S 2020		
	Touring		
Service	<input type="checkbox"/>	Repair	<input checked="" type="checkbox"/>
		optional	<input type="checkbox"/>



T14072 Clamping stand	
 <p>T14072</p>	<p>Description/example of use Tool for clamping components (cartridge)</p> <p>Technical data Diameter: 37 mm (1.46 in)</p> <p>used with model</p> <ul style="list-style-type: none"> 150 SX 2016 150 SX 2017 150 SX 2018 150 SX 2019 150 SX 2020 150 SX 2021 150 SX 2022 250 SX 2017 250 SX 2018 250 SX 2019 250 SX 2020 250 SX 2021 250 SX 2022 350 SX-F 2016 350 SX-F 2017 350 SX-F 2018 350 SX-F 2019 350 SX-F 2020 350 SX-F 2021 350 SX-F 2022 450 SX-F 2016 450 SX-F 2017 450 SX-F 2018 450 SX-F 2019 450 SX-F 2020 450 SX-F 2021 450 SX-F 2022 125 SX 2016 125 SX 2017 125 SX 2018 125 SX 2019 125 SX 2020 125 SX 2021 125 SX 2022 250 SX-F 2016 250 SX-F 2017 250 SX-F 2018 250 SX-F 2019 250 SX-F 2020 250 SX-F 2021 250 SX-F 2022 350 EXC-F 2021



T14072 Clamping stand		
	350 EXC-F 2022 350 EXC-F Six Days 2021 350 EXC-F Six Days 2022 125 XC 250 XC-F 2016 250 XC-F 2017 250 XC-F 2018 250 XC-F 2019 250 XC-F 2020 250 XC-F 2021 250 XC-F 2022 250 XC 2017 250 XC 2018 250 XC 2019 250 XC 2020 250 XC 2021 250 XC 2022 350 XC-F 2016 350 XC-F 2017 350 XC-F 2018 350 XC-F 2019 350 XC-F 2020 350 XC-F 2021 350 XC-F 2022 350 XCF-W 2021 350 XCF-W 2022 450 XC-F 2016 450 XC-F 2017 450 XC-F 2018 450 XC-F 2019 450 XC-F 2020 450 XC-F 2021 450 XC-F 2022 300 XC 2017 300 XC 2018 300 XC 2019 300 XC 2020 300 XC 2021 300 XC 2022 450 SMR 2021 450 SMR 2022	
	Service <input type="checkbox"/>	Repair <input checked="" type="checkbox"/> optional <input type="checkbox"/>

T14073 Protecting sleeve	
 <p>T14073</p>	Description/example of use Tool for protecting components (thread of piston rod) Technical data Diameter: 11.5 mm (0.453 in) used with model 85 SX 2018 85 SX 2019 85 SX 2020 85 SX 2021

T14073 Protecting sleeve	
	85 SX 2022
	150 SX 2016
	150 SX 2017
	150 SX 2018
	150 SX 2019
	150 SX 2020
	150 SX 2021
	150 SX 2022
	250 SX 2017
	250 SX 2018
	250 SX 2019
	250 SX 2020
	250 SX 2021
	250 SX 2022
	350 SX-F 2016
	350 SX-F 2017
	350 SX-F 2018
	350 SX-F 2019
	350 SX-F 2020
	350 SX-F 2021
	350 SX-F 2022
	450 SX-F 2016
	450 SX-F 2017
	450 SX-F 2018
	450 SX-F 2019
	450 SX-F 2020
	450 SX-F 2021
	450 SX-F 2022
	125 SX 2016
	125 SX 2017
	125 SX 2018
	125 SX 2019
	125 SX 2020
	125 SX 2021
	125 SX 2022
	250 SX-F 2016
	250 SX-F 2017
	250 SX-F 2018
	250 SX-F 2019
	250 SX-F 2020
	250 SX-F 2021
	250 SX-F 2022
	350 EXC-F 2021
	350 EXC-F 2022
	350 EXC-F Six Days 2021
	350 EXC-F Six Days 2022
	125 XC
	250 XC-F 2016
	250 XC-F 2017
	250 XC-F 2018
	250 XC-F 2019
	250 XC-F 2020
	250 XC-F 2021

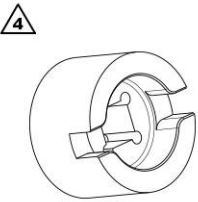
T14073 Protecting sleeve				
	250 XC-F 2022			
	250 XC 2017			
	250 XC 2018			
	250 XC 2019			
	250 XC 2020			
	250 XC 2021			
	250 XC 2022			
	350 XC-F 2016			
	350 XC-F 2017			
	350 XC-F 2018			
	350 XC-F 2019			
	350 XC-F 2020			
	350 XC-F 2021			
	350 XC-F 2022			
	350 XCF-W 2021			
	350 XCF-W 2022			
	450 XC-F 2016			
	450 XC-F 2017			
	450 XC-F 2018			
	450 XC-F 2019			
	450 XC-F 2020			
	450 XC-F 2021			
	450 XC-F 2022			
	300 XC 2017			
	300 XC 2018			
	300 XC 2019			
	300 XC 2020			
	300 XC 2021			
	300 XC 2022			
	450 SMR 2021			
	450 SMR 2022			
	Service	<input type="checkbox"/>	Repair	<input checked="" type="checkbox"/>
			optional	<input type="checkbox"/>

T14076 Pressing tool			
  T14076	Description/example of use		
	Tool for removing and pressing in components (pilot bushing)		
	Technical data		
	Diameter: 11.95 ... 14 mm (0.4705 ... 0.55 in)		
	used with model		
	890 Adventure R / Rally		
	1290 Super Duke R / RR 2021		
Service	<input type="checkbox"/>	Repair	<input type="checkbox"/>
		optional	<input checked="" type="checkbox"/>

T14084 Special socket			
  T14084	Description/example of use		
	Tool for loosening and tightening components (screw cap)		
	Technical data		
	Drive: 1/2 in		
	Diameter: 24 mm (0.94 in)		
	used with model		
	50 SX 2017		
	50 SX 2018		
	50 SX 2019		

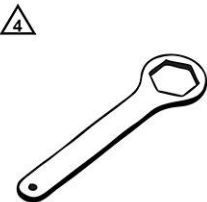
T14084 Special socket	
	50 SX 2020
	50 SX 2021
	50 SX 2022
	50 SX Mini 2017
	50 SX Mini 2018
	50 SX Mini 2019
	50 SX Mini 2020
	50 SX Mini 2021
	50 SX Mini 2022
	65 SX 2017
	65 SX 2018
	65 SX 2019
	65 SX 2020
	65 SX 2020
	65 SX 2021
	65 SX 2022
	Mini MX Electro
	150 SX 2018
	150 SX 2019
	150 SX 2020
	150 SX 2021
	150 SX 2022
	250 SX 2017
	250 SX 2018
	250 SX 2019
	250 SX 2020
	250 SX 2021
	250 SX 2022
	350 SX-F 2019
	350 SX-F 2020
	350 SX-F 2021
	350 SX-F 2022
	450 SX-F 2019
	450 SX-F 2020
	450 SX-F 2021
	450 SX-F 2022
	125 SX 2018
	125 SX 2019
	125 SX 2020
	125 SX 2021
	125 SX 2022
	250 SX-F 2019
	250 SX-F 2020
	250 SX-F 2021
	250 SX-F 2022
	350 EXC-F 2021
	350 EXC-F 2022
	350 EXC-F Six Days 2021
	350 EXC-F Six Days 2022
	125 XC
	250 XC-F 2019
	250 XC-F 2020
	250 XC-F 2021

T14084 Special socket			
	250 XC-F 2022		
	250 XC 2017		
	250 XC 2018		
	250 XC 2019		
	250 XC 2020		
	250 XC 2021		
	250 XC 2022		
	350 XC-F 2019		
	350 XC-F 2020		
	350 XC-F 2021		
	350 XC-F 2022		
	350 XCF-W 2021		
	350 XCF-W 2022		
	450 XC-F 2019		
	450 XC-F 2020		
	450 XC-F 2021		
	450 XC-F 2022		
	300 XC 2017		
	300 XC 2018		
	300 XC 2019		
	300 XC 2020		
	300 XC 2021		
	300 XC 2022		
	450 SMR 2021		
	450 SMR 2022		
	Service <input type="checkbox"/>	Repair <input checked="" type="checkbox"/>	optional <input type="checkbox"/>

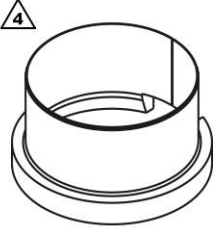
T14087 Special socket	
 <p>T14087</p>	<p>Description/example of use Tool for loosening and tightening components (preload adjuster)</p> <p>Technical data Drive: 1/2 in External diameter: 44 mm (1.73 in) Internal diameter: 29.5 mm (1.161 in)</p> <p>used with model</p> <p>250 EXC-F 2017 250 EXC-F 2018 250 EXC-F 2019 250 EXC-F 2020 250 EXC-F 2021 250 EXC-F 2022 250 EXC-F Six Days 2017 250 EXC-F Six Days 2018 250 EXC-F Six Days 2019 250 EXC-F Six Days 2020 250 EXC-F Six Days 2021 250 EXC-F Six Days 2022 150 EXC TPI 2022 250 EXC 2017 250 EXC 2018 250 EXC 2019 250 EXC 2020 250 EXC 2021</p>

T14087 Special socket	
	250 EXC 2022
	250 EXC Six Days 2017
	250 EXC Six Days 2018
	250 EXC Six Days 2019
	250 EXC Six Days 2020
	250 EXC Six Days 2021
	250 EXC Six Days 2022
	350 EXC-F 2017
	350 EXC-F 2018
	350 EXC-F 2019
	350 EXC-F 2020
	350 EXC-F 2021
	350 EXC-F 2022
	350 EXC-F Six Days 2017
	350 EXC-F Six Days 2018
	350 EXC-F Six Days 2019
	350 EXC-F Six Days 2020
	350 EXC-F Six Days 2021
	350 EXC-F Six Days 2022
	450 EXC 2017
	450 EXC 2018
	450 EXC 2019
	450 EXC 2020
	450 EXC 2021
	450 EXC 2022
	450 EXC Six Days 2017
	450 EXC Six Days 2018
	450 EXC Six Days 2019
	450 EXC Six Days 2020
	450 EXC Six Days 2021
	450 EXC Six Days 2022
	300 EXC 2017
	300 EXC 2018
	300 EXC TPI EU 2019
	300 EXC 2020
	300 EXC 2020
	300 EXC 2021
	300 EXC 2022
	300 EXC Six Days 2017
	300 EXC Six Days 2018
	300 EXC Six Days 2019
	300 EXC Six Days 2020
	300 EXC Six Days 2021
	300 EXC Six Days 2022
	500 EXC 2017
	500 EXC 2018
	500 EXC 2019
	500 EXC 2020
	500 EXC 2021
	500 EXC 2022
	500 EXC Six Days 2017
	500 EXC Six Days 2018
	500 EXC Six Days 2019


T14087 Special socket		
	500 EXC Six Days 2020	
	500 EXC Six Days 2021	
	500 EXC Six Days 2022	
	150 XC-W 2022	
	250 XC-W 2017	
	250 XC-W 2018	
	250 XC-W 2019	
	250 XC-W 2020	
	250 XC-W 2021	
	250 XC-W 2022	
	350 XCF-W 2020	
	350 XCF-W 2021	
	350 XCF-W 2022	
	300 XC-W 2017	
	300 XC-W 2018	
	300 XC-W 2019	
	300 XC-W 2020	
	300 XC-W 2021	
	300 XC-W 2022	
	300 XC-W Six Days 2017	
	300 XC-W Six Days 2018	
	300 XC-W Six Days 2019	
	300 XC-W Six Days 2020	
	500 XC-W 2020	
	500 XCF-W 2021	
	500 XCF-W 2022	
	790 Adventure R	
	790 Adventure R Rally	
	890 Adventure R / Rally	
	1290 Super Adventure R 2021	
	Service <input type="checkbox"/>	Repair <input checked="" type="checkbox"/>
		optional <input type="checkbox"/>

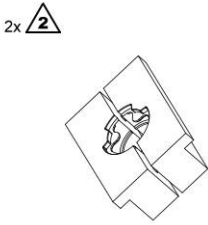
T14091 Ring wrench	
 <p>T14091</p>	<p>Description/example of use Tool for loosening and tightening components (screw cap)</p> <p>Technical data Hexagonal part: 45 mm (1.77 in)</p> <p>used with model</p> <p>85 SX 2018 85 SX 2019 85 SX 2020 85 SX 2021 85 SX 2022 Freeride 250 F Freeride E-XC NG EU 2018 Freeride E-XC 2019 Freeride E-XC 2020 Freeride E-XC 2021 Freeride E-XC 2022 790 Adventure R 2020</p>

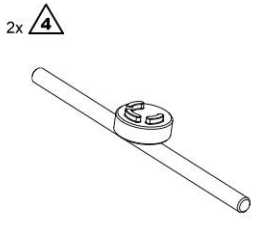

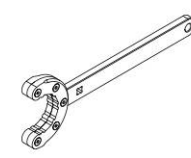

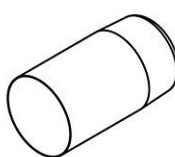

T14091 Ring wrench			
	790 Adventure R Rally		
	890 Adventure R / Rally		
	Travel Small		
Service	<input type="checkbox"/>	Repair	<input checked="" type="checkbox"/>
		optional	<input type="checkbox"/>

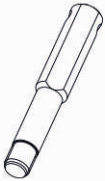


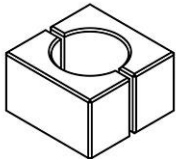
T14092 Mounting sleeve	
 <p>T14092</p>	<p>Description/example of use Tool for mounting components (piston rod in the air cartridge)</p> <p>Technical data Diameter: 34 mm (1.34 in)</p> <p>used with model</p> <ul style="list-style-type: none"> 85 SX 2018 85 SX 2019 85 SX 2020 85 SX 2021 85 SX 2022 150 SX 2018 150 SX 2019 150 SX 2020 150 SX 2021 150 SX 2022 250 SX 2020 250 SX 2021 250 SX 2022 350 SX-F 2018 350 SX-F 2019 350 SX-F 2020 350 SX-F 2021 350 SX-F 2022 450 SX-F Factory Edition US 2017 450 SX-F 2018 450 SX-F 2019 450 SX-F 2020 450 SX-F 2021 450 SX-F 2022 125 SX 2018 125 SX 2019 125 SX 2020 125 SX 2021 125 SX 2022 250 SX-F 2018 250 SX-F 2019 250 SX-F 2020 250 SX-F 2021 250 SX-F 2022 350 EXC-F 2021 350 EXC-F 2022 350 EXC-F Six Days 2021 350 EXC-F Six Days 2022 125 XC 250 XC-F 2018 250 XC-F 2019 250 XC-F 2020

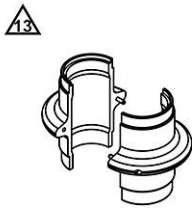
T14092 Mounting sleeve				
	250 XC-F 2021			
	250 XC-F 2022			
	250 XC 2020			
	250 XC 2021			
	250 XC 2022			
	350 XC-F 2018			
	350 XC-F 2019			
	350 XC-F 2020			
	350 XC-F 2021			
	350 XC-F 2022			
	350 XCF-W 2021			
	350 XCF-W 2022			
	450 XC-F 2018			
	450 XC-F 2019			
	450 XC-F 2020			
	450 XC-F 2021			
	450 XC-F 2022			
	300 XC 2020			
	300 XC 2021			
	300 XC 2022			
	450 SMR 2021			
	450 SMR 2022			
	Service	<input type="checkbox"/>	Repair	<input checked="" type="checkbox"/>
			optional	<input type="checkbox"/>

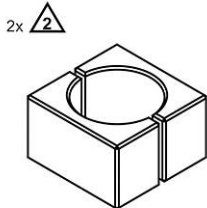
T14096 Ring wrench			
 <p>T14096</p>	<p>Description/example of use</p> <p>Tool for loosening and tightening components (screw cap)</p> <p>Technical data</p> <p>Hexagonal part: 27 mm (1.06 in)</p> <p>used with model</p> <p>1290 Super Duke R / RR 2021</p>		
	Service	<input type="checkbox"/>	Repair
		optional	<input type="checkbox"/>


T14098 Mounting tool			
 <p>T14098</p>	<p>Description/example of use</p> <p>Tool for positioning and centering components (piston)</p> <p>used with model</p> <p>890 Adventure R / Rally</p>		
	Service	<input type="checkbox"/>	Repair
		optional	<input checked="" type="checkbox"/>

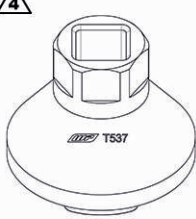
T14099 Mounting tool			
 <p>2x </p> <p>T14099</p>	Description/example of use Tool for removing and installing components (pressure stage unit)		
	Technical data Diameter: 21 mm (0.83 in) used with model 890 Adventure R / Rally		
Service	<input type="checkbox"/>	Repair	<input type="checkbox"/>
		optional	<input checked="" type="checkbox"/>
T14102 Mounting tool			
 <p></p> <p>T14102</p>	Description/example of use Tool for loosening and tightening components (seal ring retainer)		
	Technical data Drive: 3/8 in used with model 890 Adventure R / Rally		
Service	<input type="checkbox"/>	Repair	<input checked="" type="checkbox"/>
		optional	<input type="checkbox"/>
T512 Protecting sleeve			
 <p></p> <p>T512</p>	Description/example of use Tool for protecting components (inner tube)		
	Technical data Diameter: 43 mm (1.69 in) used with model 85 SX Freeride Supermoto E-Ride 790 Adventure S 890 Adventure 1050 Adventure 1090 Adventure 2018 1090 Adventure S 250 Adventure 2020 390 Adventure 125 Duke 2017 125 Duke 2018 125 Duke 2019 125 Duke 2020 125 Duke 2021 250 Duke 2017 250 Duke 2018 250 Duke 2019 250 Duke 2020 250 Duke 2021 390 Duke 2017 390 Duke 2018 390 Duke 2019 390 Duke 2020 390 Duke 2021 690 Duke 2014 690 Duke 2015 690 Duke 2016		

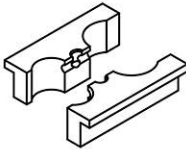
T512 Protecting sleeve			
	690 Duke 2017 690 Duke R 790 Duke 890 Duke 890 Duke R RC 390 R EU 2018 RC 390 R US 2018		
	Service	<input type="checkbox"/>	Repair <input checked="" type="checkbox"/> optional <input type="checkbox"/>
T514 Support tool			
 <p>T514</p>	Description/example of use Tool for assembling the fork legs (pulling out piston rod) Technical data M 9.5 Diameter: 9.8 mm (0.386 in) Diameter: 12 mm (0.47 in) used with model 1290 Super Duke R / RR 2021		
	Service	<input type="checkbox"/>	Repair <input checked="" type="checkbox"/> optional <input type="checkbox"/>
T519 Distance piece			
 <p>T519</p>	Description/example of use Tool for pretensioning the cartridge during bleeding and filling Technical data Diameter: 20 mm (0.79 in) used with model 1290 Super Duke R / RR 2021		
	Service	<input type="checkbox"/>	Repair <input checked="" type="checkbox"/> optional <input type="checkbox"/>
T524 Ring wrench			
 <p>T524</p>	Description/example of use Tool for loosening and tightening components (preload adjuster) Technical data Hexagonal part: 38 mm (1.5 in) used with model RC 390 R EU 2018 RC 390 R US 2018 RC 390 R EU 2019 RC 390 R US 2019 Super Bike Big		
	Service	<input type="checkbox"/>	Repair <input checked="" type="checkbox"/> optional <input type="checkbox"/>
T526S Clamping stand			
 <p>T526S</p>	Description/example of use Tool for clamping components (inner tube) Technical data Diameter: 32 mm (1.26 in) used with model Super Bike Big		
	Service	<input type="checkbox"/>	Repair <input checked="" type="checkbox"/> optional <input type="checkbox"/>

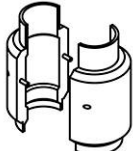
T528S Mounting tool					
 <p>T528S</p>	<p>Description/example of use Tool for holding when assembling fork legs</p> <p>Technical data Diameter: 43 mm (1.69 in)</p> <p>used with model 85 SX Freeride Supermoto E-Ride 790 Adventure S 890 Adventure 1050 Adventure 1090 Adventure 2018 1090 Adventure S Travel Small Naked Small Naked Mid 1290 Super Duke R / RR 2021 RC 125 RC 200 RC 250 RC 390 2014 RC 390 2015 RC 390 2016 RC 390 2017 RC 390 2018 RC 390 EU 2019 RC 390 AU 2019 RC 390 JP 2019 RC 390 US 2019 RC 390 AR 2019 RC 390 CN 2019 RC 390 MY 2019 RC 390 PH 2019 RC 390 TH 2019 RC 390 2020 RC 390 2021</p>				
	Service	<input type="checkbox"/>	Repair	<input checked="" type="checkbox"/>	optional

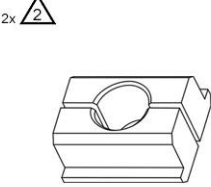
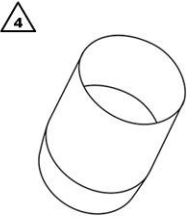
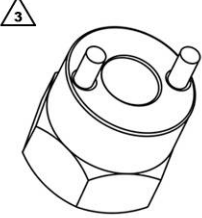
T531S Clamping stand					
 <p>T531S</p>	<p>Description/example of use Tool for clamping components (air cartridge)</p> <p>Technical data Diameter: 38 mm (1.5 in)</p> <p>used with model 85 SX 2018 85 SX 2019 85 SX 2020 85 SX 2021 85 SX 2022</p>				
	Service	<input type="checkbox"/>	Repair	<input checked="" type="checkbox"/>	optional

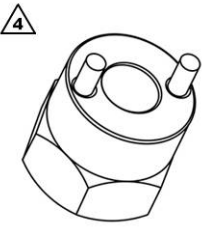
T532S Adapter			
 <p>T532S</p>	Description/example of use Tool for measuring the flow rate		
	Technical data Diameter: 23 mm (0.91 in) used with model 890 Adventure R / Rally	for use with T1291	
Service	<input type="checkbox"/>	Repair	<input checked="" type="checkbox"/>
		optional	<input type="checkbox"/>

T537 Socket			
 <p>T537</p>	Description/example of use Tool for loosening and tightening components (screw cap)		
	Technical data Jaw opening: 22 mm (0.87 in) used with model 1290 Super Duke R / RR 2021		
Service	<input type="checkbox"/>	Repair	<input checked="" type="checkbox"/>
		optional	<input type="checkbox"/>


T612S Clamping stand			
 <p>T612S</p>	Description/example of use Tool for clamping components (outer tube, fork leg)		
	Technical data Diameter: 40 mm (1.57 in) Diameter: 54 mm (2.13 in) used with model 85 SX Freeride Supermoto E-Ride 790 Adventure S 890 Adventure 1050 Adventure 1090 Adventure 2018 1090 Adventure S 1190 Adventure 2014 1190 Adventure 2015 Travel Small Naked Small Naked Mid Sport Bike		
Service	<input type="checkbox"/>	Repair	<input checked="" type="checkbox"/>
		optional	<input type="checkbox"/>

T724S Mounting tool			
 <p>T724S</p>	Description/example of use Tool for holding when assembling fork legs		
	Technical data Diameter: 35 mm (1.38 in) used with model 50 SX 50 SX Mini 50 SXS		

T724S Mounting tool			
	50 SXS Mini 65 SX Mini MX Electro		
	Service <input type="checkbox"/>	Repair <input checked="" type="checkbox"/>	optional <input type="checkbox"/>
T725S Clamping stand			
 <p>T725S</p>	Description/example of use Tool for clamping components (screw cap) Technical data Diameter: 35 mm (1.38 in) used with model 1290 Super Duke R / RR 2021		
	Service <input type="checkbox"/>	Repair <input checked="" type="checkbox"/>	optional <input type="checkbox"/>
T726 Protecting sleeve			
 <p>T726</p>	Description/example of use Tool for protecting components (inner tube) Technical data Diameter: 35 mm (1.38 in) used with model 50 SX 50 SX Mini 50 SXS 50 SXS Mini 65 SX Mini MX Electro		
	Service <input type="checkbox"/>	Repair <input checked="" type="checkbox"/>	optional <input type="checkbox"/>
T727S Socket			
 <p>T727S</p>	Description/example of use Tool for loosening and tightening components (sliding bushing support) Technical data Hexagonal part: 32 mm (1.26 in) Hole diameter: 14 mm (0.55 in) Pin diameter: 5 mm (0.2 in) used with model 50 SX 50 SX Mini 50 SXS 50 SXS Mini 65 SX Mini MX Electro		
	Service <input type="checkbox"/>	Repair <input checked="" type="checkbox"/>	optional <input type="checkbox"/>

T729 Socket		
 <p>T729</p>	<p>Description/example of use Tool for loosening and tightening components (sliding bushing support)</p> <p>Technical data Hexagonal part: 32 mm (1.26 in) Hole diameter: 14 mm (0.55 in) Pin diameter: 3.8 mm (0.15 in)</p> <p>used with model</p>	
	<p>125 Duke 2015</p> <p>125 Duke 2016</p> <p>200 Duke 2015</p> <p>200 Duke 2016</p> <p>200 Duke 2017</p> <p>200 Duke 2018</p> <p>200 Duke 2019</p> <p>200 Duke 2020</p> <p>200 DUKE AR 2021</p> <p>200 DUKE 2 AR 2021</p> <p>200 DUKE CO 2021</p> <p>200 DUKE 2 CO 2021</p> <p>200 DUKE B.D. EU 2021</p> <p>200 DUKE B.D. 2 EU 2021</p> <p>200 DUKE B.D. 3 EU 2021</p> <p>200 Duke 4 EU 2021</p> <p>250 Duke 2015</p> <p>250 Duke 2016</p> <p>250 Duke 2019</p> <p>250 Duke 2020</p> <p>250 Duke 2021</p> <p>390 Duke 2014</p> <p>390 Duke 2015</p> <p>390 Duke 2016</p> <p>RC 125 2015</p> <p>RC 125 2016</p> <p>RC 125 2017</p> <p>RC 125 2018</p> <p>RC 125 2019</p> <p>RC 125 2020</p> <p>RC 200 2015</p> <p>RC 200 2016</p> <p>RC 200 2017</p> <p>RC 200 2018</p> <p>RC 200 2019</p> <p>RC 200 2020</p> <p>RC 200 2021</p> <p>RC 250</p> <p>RC 390 2015</p> <p>RC 390 2016</p> <p>RC 390 2017</p> <p>RC 390 2018</p> <p>RC 390 2020</p> <p>RC 390 2021</p>	
	<p>Service <input type="checkbox"/></p>	<p>Repair <input checked="" type="checkbox"/></p>
		<p>optional <input type="checkbox"/></p>

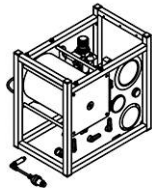
21.1 Overview



Vacuum pump (T1240S) (🔧 p. 251)

Spring tensioner (T14050S) (🔧 p. 252)

T1240S Vacuum pump



T1240S

Description/example of use

Tool for bleeding and filling dampers

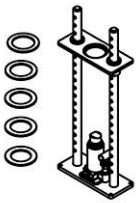
used with model

- 50 SX 2017
- 50 SX 2018
- 50 SX 2019
- 50 SX 2020
- 50 SX 2021
- 50 SX 2022
- 50 SX Mini 2017
- 50 SX Mini 2018
- 50 SX Mini 2019
- 50 SX Mini 2020
- 50 SX Mini 2021
- 50 SX Mini 2022
- 65 SX
- 85 SX
- Mini MX Electro
- MX
- Enduro E1
- Enduro E2
- Enduro E3
- Freeride
- Cross Country
- Supermoto
- 790 Adventure R
- 790 Adventure R Rally
- 890 Adventure R / Rally
- 1090 Adventure R
- 1190 Adventure R
- 1290 Super Adventure R
- Dual Sport Enduro
- 690 Duke R
- 890 Duke R
- Naked Big
- RC 390 R EU 2018
- RC 390 R US 2018
- RC 390 R EU 2019
- RC 390 R US 2019
- Super Bike Big


matching tools / articles are

T1245S

Service	<input type="checkbox"/>	Repair	<input checked="" type="checkbox"/>	optional	<input type="checkbox"/>
---------	--------------------------	--------	-------------------------------------	----------	--------------------------

T14050S Spring tensioner		
 <p>T14050S</p>	<p>Description/example of use</p> <p>Tool for removing and installing springs</p> <p>used with model</p> <p>65 SX</p> <p>Freeride Dual Sport 2 stroke</p> <p>Freeride 350</p> <p>Freeride E-SX</p> <p>Freeride E-XC 2015</p> <p>Freeride E-XC 2016</p> <p>Freeride E-XC 2017</p> <p>Freeride E-XC EU 2018</p> <p>690 SMC R 2019</p> <p>690 SMC R 2020</p> <p>690 SMC R 2021</p> <p>Supermoto E-Ride</p> <p>Travel Enduro</p> <p>690 Enduro R 2019</p> <p>690 Enduro R 2020</p> <p>690 Enduro R 2021</p> <p>Naked Small</p> <p>Naked Mid</p> <p>1290 Super Duke R 2020</p> <p>1290 Super Duke R / RR 2021</p> <p>RC 125</p> <p>RC 200</p> <p>RC 250</p> <p>RC 390 2014</p> <p>RC 390 2015</p> <p>RC 390 2016</p> <p>RC 390 2017</p> <p>RC 390 2018</p> <p>RC 390 EU 2019</p> <p>RC 390 AU 2019</p> <p>RC 390 JP 2019</p> <p>RC 390 US 2019</p> <p>RC 390 AR 2019</p> <p>RC 390 CN 2019</p> <p>RC 390 MY 2019</p> <p>RC 390 PH 2019</p> <p>RC 390 TH 2019</p> <p>RC 390 2020</p> <p>RC 390 2021</p> <p>Touring</p>	
	Service <input type="checkbox"/>	Repair <input checked="" type="checkbox"/> optional <input type="checkbox"/>

21.2 Wall tool organizer overview



Hook wrench (T106S) (📖 p. 253)
Depth micrometer (T107S) (📖 p. 257)
Mounting sleeve (T1201) (📖 p. 258)
Clamping stand (T1202S) (📖 p. 258)
Mounting sleeve (T1204) (📖 p. 258)
Calibrating unit (T1205) (📖 p. 259)
Pressing tool (T1206) (📖 p. 259)
Pressing tool (T1207S) (📖 p. 260)
Centering sleeve (T1214) (📖 p. 261)
Mounting sleeve (T1215) (📖 p. 262)
Pin wrench (T1218) (📖 p. 264)
Filling adapter (T12128) (📖 p. 265)
Filling adapter (T1245S) (📖 p. 265)
Pin wrench (T125S) (📖 p. 265)
Pressing tool (T129) (📖 p. 266)
Filling adapter (T1296) (📖 p. 266)
Socket (T1299S) (📖 p. 268)
Mounting sleeve (T1309) (📖 p. 268)
Socket (T1318S) (📖 p. 269)
Clamping bush (T1323) (📖 p. 269)
Mounting tool (T145S) (📖 p. 269)
Mounting tool (T146) (📖 p. 269)
Clamping bush (T147) (📖 p. 269)
Pressing tool (T1504) (📖 p. 270)
Clamping bush (T15067) (📖 p. 270)
Mounting sleeve (T15077) (📖 p. 270)
Clamping bush (T15080) (📖 p. 270)
Mounting tool (T150S) (📖 p. 271)
Mounting sleeve (T1515) (📖 p. 271)
Hook wrench (T1533) (📖 p. 273)
Mounting sleeve (T1554) (📖 p. 273)
Filling adapter (T1565) (📖 p. 275)
Hook wrench (T157S) (📖 p. 278)
Socket (T16015S) (📖 p. 278)
Socket (T17002S) (📖 p. 278)
Filling tool (T170S1) (📖 p. 279)
Mounting tool (T175) (📖 p. 279)
Hook wrench (T304) (📖 p. 279)
Mounting sleeve (T313) (📖 p. 280)
Clamping stand (T506) (📖 p. 280)

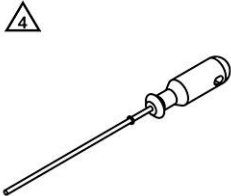
T106S Hook wrench	
<p>T106S</p>	<p>Description/example of use Tool for tensioning and releasing the springs (two units)</p> <p>Technical data Diameter: 68 ... 75 mm (2.68 ... 2.95 in) used with model 50 SX 2014 50 SX 2015 50 SX 2016</p>

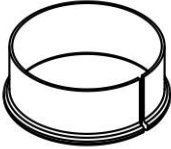
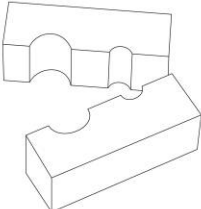

T106S Hook wrench	
	50 SX Mini 2014
	50 SX Mini 2015
	50 SX Mini 2016
	50 SXS
	50 SXS Mini
	65 SX
	85 SX 2014
	85 SX 2015
	85 SX 2016
	85 SX 2017
	150 SX 2014
	150 SX 2015
	150 SX 2016
	250 SX 2014
	250 SX 2015
	250 SX 2016
	350 SX-F 2014
	350 SX-F 2015
	350 SX-F 2016
	450 SX-F 2014
	450 SX-F 2015
	450 SX-F 2016
	125 SX 2014
	125 SX 2015
	125 SX 2016
	250 SX-F 2014
	250 SX-F 2015
	250 SX-F 2016
	Enduro E1 2 stroke
	250 EXC-F 2014
	250 EXC-F 2015
	250 EXC-F 2016
	250 EXC-F Six Days 2014
	250 EXC-F Six Days 2015
	250 EXC-F Six Days 2016
	250 EXC-F Factory Edition
	200 EXC
	250 EXC 2014
	250 EXC 2015
	250 EXC 2016
	250 EXC Six Days 2014
	250 EXC Six Days 2015
	250 EXC Six Days 2016
	250 EXC Factory Edition
	350 EXC-F 2014
	350 EXC-F 2015
	350 EXC-F 2016
	350 EXC-F Six Days 2014
	350 EXC-F Six Days 2015
	350 EXC-F Six Days 2016
	350 EXC-F Factory Edition
	450 EXC 2014
	450 EXC 2015

T106S Hook wrench	
	450 EXC 2016
	450 EXC Six Days 2014
	450 EXC Six Days 2015
	450 EXC Six Days 2016
	450 EXC Factory Edition
	300 EXC 2014
	300 EXC 2015
	300 EXC 2016
	300 EXC Six Days 2014
	300 EXC Six Days 2015
	300 EXC Six Days 2016
	300 EXC Factory Edition
	500 EXC 2014
	500 EXC 2015
	500 EXC 2016
	500 EXC Six Days 2014
	500 EXC Six Days 2015
	500 EXC Six Days 2016
	Freeride Dual Sport 2 stroke
	Freeride 350
	Freeride E-SX
	Freeride E-XC 2015
	Freeride E-XC 2016
	Freeride E-XC 2017
	Freeride E-XC EU 2018
	150 XC
	250 XC-F 2014
	250 XC-F 2015
	250 XC-F 2016
	250 XCF-W
	200 XC-W
	250 XC-W 2014
	250 XC-W 2015
	250 XC-W 2016
	250 XC 2014
	250 XC 2015
	250 XC 2016
	350 XC-F 2014
	350 XC-F 2015
	350 XC-F 2016
	350 XCF-W 2014
	350 XCF-W 2015
	350 XCF-W 2016
	350 XCF-W Six Days
	450 XC-F 2014
	450 XC-F 2015
	450 XC-F 2016
	450 XC-W
	300 XC 2014
	300 XC 2015
	300 XC 2016
	300 XC-W 2014
	300 XC-W 2015

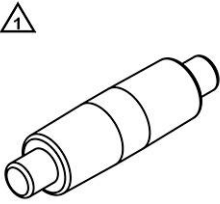
T106S Hook wrench	
	300 XC-W 2016
	300 XC-W Six Days 2014
	300 XC-W Six Days 2015
	300 XC-W Six Days 2016
	500 XC-W 2014
	500 XC-W 2015
	500 XC-W 2016
	450 SMR 2014
	690 SMC R 2014
	690 SMC R 2015
	690 SMC R 2016
	Supermoto E-Ride
	790 Adventure S
	890 Adventure
	Travel Small
	690 Enduro R 2014
	690 Enduro R 2015
	690 Enduro R 2016
	690 Enduro R 2018
	Naked Small
	690 Duke
	690 Duke R
	790 Duke
	890 Duke
	1290 Super Duke R 2014
	1290 Super Duke R 2015
	1290 Super Duke R 2016
	1290 Super Duke R 2017
	1290 Super Duke R 2018
	1290 Super Duke R 2019
	1290 Super Duke R Special Edition
	RC 125
	RC 200
	RC 250
	RC 390 2014
	RC 390 2015
	RC 390 2016
	RC 390 2017
	RC 390 EU 2018
	RC 390 AU 2018
	RC 390 JP 2018
	RC 390 US 2018
	RC 390 AR 2018
	RC 390 CN 2018
	RC 390 CO 2018
	RC 390 MY 2018
	RC 390 PH 2018
	RC 390 TH 2018
	RC 390 EU 2019
	RC 390 AU 2019
	RC 390 JP 2019
	RC 390 US 2019
	RC 390 AR 2019

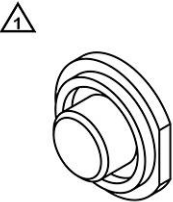
T106S Hook wrench			
	RC 390 CN 2019		
	RC 390 MY 2019		
	RC 390 PH 2019		
	RC 390 TH 2019		
	RC 390 2020		
	RC 390 2021		
	Super Bike Big		
	Service	<input checked="" type="checkbox"/>	Repair
			<input type="checkbox"/>
			optional
			<input type="checkbox"/>

T107S Depth micrometer	
 <p>T107S</p>	<p>Description/example of use</p> <p>Tool for determining distances</p>
	<p>used with model</p> <p>50 SX 2017</p> <p>50 SX 2018</p> <p>50 SX 2019</p> <p>50 SX 2020</p> <p>50 SX 2021</p> <p>50 SX 2022</p> <p>50 SX Mini 2017</p> <p>50 SX Mini 2018</p> <p>50 SX Mini 2019</p> <p>50 SX Mini 2020</p> <p>50 SX Mini 2021</p> <p>50 SX Mini 2022</p> <p>65 SX</p> <p>85 SX</p> <p>Mini MX Electro</p> <p>MX</p> <p>Enduro E1</p> <p>Enduro E2</p> <p>Enduro E3</p> <p>Freeride</p> <p>Cross Country</p> <p>Supermoto</p> <p>790 Adventure R</p> <p>790 Adventure R Rally</p> <p>890 Adventure R / Rally</p> <p>1090 Adventure R</p> <p>1190 Adventure R</p> <p>1290 Super Adventure R</p> <p>Dual Sport Enduro</p> <p>690 Duke 2014</p> <p>690 Duke 2015</p> <p>690 Duke 2016</p> <p>690 Duke 2017</p> <p>690 Duke R</p> <p>890 Duke R</p> <p>Naked Big</p> <p>RC 390 R EU 2018</p> <p>RC 390 R US 2018</p>

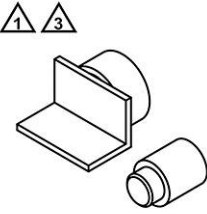
T107S Depth micrometer			
		RC 390 R EU 2019	
		RC 390 R US 2019	
		Super Bike Big	
		Service <input type="checkbox"/>	Repair <input checked="" type="checkbox"/> optional <input type="checkbox"/>
T1201 Mounting sleeve			
 <p>T1201</p>		Description/example of use	
		Tool for removing and installing components (damper cartridge)	
		Technical data	
		Diameter: 54 mm (2.13 in)	
		used with model	
		890 Adventure R / Rally	
		Service <input type="checkbox"/>	Repair <input type="checkbox"/> optional <input checked="" type="checkbox"/>
T1202S Clamping stand			
 <p>T1202S</p>		Description/example of use	
		Tool for clamping components (fluid barrier needle)	
		Technical data	
		Diameter: 10 mm (0.39 in)	
		Diameter: 18 mm (0.71 in)	
		used with model	
		690 SMC R 2019	
		690 SMC R 2020	
		690 SMC R 2021	
		790 Adventure R	
		790 Adventure R Rally	
		890 Adventure R / Rally	
		690 Enduro R 2019	
		690 Enduro R 2020	
		690 Enduro R 2021	
		1290 Super Duke R 2020	
		1290 Super Duke R / RR 2021	
		Service <input type="checkbox"/>	Repair <input checked="" type="checkbox"/> optional <input type="checkbox"/>
T1204 Mounting sleeve			
 <p>T1204</p>		Description/example of use	
		Tool for mounting and pressing out components (dirt scraper, DU bush)	
		Technical data	
		Diameter: 25.5 ... 30.5 mm (1.004 ... 1.201 in)	
		used with model	
		50 SX	
		50 SX Mini	
		50 SXS	
		50 SXS Mini	
		65 SX 2014	
		65 SX 2015	
		65 SX 2016	
		65 SX 2017	
		65 SX 2018	
		65 SX 2020	
		65 SX 2020	
		65 SX 2021	

T1204 Mounting sleeve		
	65 SX 2022 85 SX Mini MX Electro MX Enduro E1 Enduro E2 Enduro E3 Freeride Cross Country Supermoto Competition Supermoto E-Ride 790 Adventure R 2020 790 Adventure R Rally 890 Adventure R / Rally 1190 Adventure R 1290 Super Duke R 2014 1290 Super Duke R 2015 1290 Super Duke R 2016 1290 Super Duke R 2020 1290 Super Duke R Special Edition	
	Service <input type="checkbox"/>	Repair <input checked="" type="checkbox"/>

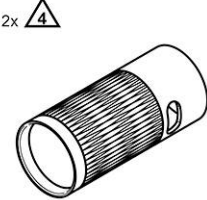
T1205 Calibrating unit		
 <p>T1205</p>	Description/example of use Tool for calibrating components (DU bush) Technical data Diameter: 18 mm (0.71 in) used with model MX Enduro E1 Enduro E2 Enduro E3 Freeride Cross Country Supermoto Competition Supermoto E-Ride 790 Adventure R 2020 790 Adventure R Rally 890 Adventure R / Rally 1290 Super Duke R / RR 2021	
	Service <input type="checkbox"/>	Repair <input checked="" type="checkbox"/>

T1206 Pressing tool		
 <p>T1206</p>	Description/example of use Tool for pressing in components (heim joint) Technical data Diameter: 15 ... 30 mm (0.59 ... 1.18 in) used with model Mini MX Enduro E1 Enduro E2 Enduro E3	
	Service <input type="checkbox"/>	Repair <input checked="" type="checkbox"/>

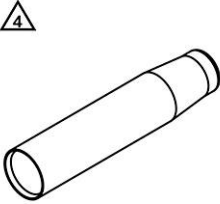
T1206 Pressing tool			
	Freeride		
	Cross Country		
	Supermoto		
	Travel Mid		
	1090 Adventure R		
	1190 Adventure R		
	1290 Super Adventure S 2021		
	1290 Super Adventure R		
	Dual Sport Enduro		
	690 Duke 2014		
	690 Duke 2015		
	690 Duke 2016		
	690 Duke 2017		
	690 Duke R		
	790 Duke		
	890 Duke		
	890 Duke R		
Naked Big			
RC 390 R EU 2018			
RC 390 R US 2018			
RC 390 R EU 2019			
RC 390 R US 2019			
Super Bike Big			
Service		<input type="checkbox"/>	Repair
			<input checked="" type="checkbox"/>
			optional <input type="checkbox"/>

T1207S Pressing tool	
 <p>T1207S</p>	<p>Description/example of use</p> <p>Tool for pressing in components (heim joint)</p> <p>used with model</p> <p>Mini</p> <p>MX</p> <p>Enduro E1</p> <p>Enduro E2</p> <p>Enduro E3</p> <p>Freeride</p> <p>Cross Country</p> <p>Supermoto</p> <p>Travel Mid</p> <p>Travel Big</p> <p>Dual Sport Enduro</p> <p>690 Duke 2014</p> <p>690 Duke 2015</p> <p>690 Duke 2016</p> <p>690 Duke 2017</p> <p>690 Duke R</p> <p>790 Duke</p> <p>890 Duke</p> <p>890 Duke R</p> <p>Naked Big</p> <p>RC 390 R EU 2018</p> <p>RC 390 R US 2018</p> <p>RC 390 R EU 2019</p>

T1207S Pressing tool			
		RC 390 R US 2019	
		Super Bike Big	
		Touring	
Service		<input type="checkbox"/>	Repair
		<input checked="" type="checkbox"/>	optional
		<input type="checkbox"/>	

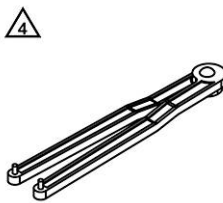
T1214 Centering sleeve	
 <p>T1214</p>	<p>Description/example of use Tool for centering components (plunger of piston rod)</p> <p>Technical data Diameter: 50 mm (1.97 in)</p> <p>used with model</p> <p>Enduro E1 2 stroke</p> <p>250 EXC-F 2014</p> <p>250 EXC-F 2015</p> <p>250 EXC-F 2016</p> <p>250 EXC-F Six Days 2014</p> <p>250 EXC-F Six Days 2015</p> <p>250 EXC-F Six Days 2016</p> <p>250 EXC-F Factory Edition</p> <p>200 EXC</p> <p>250 EXC 2014</p> <p>250 EXC 2015</p> <p>250 EXC 2016</p> <p>250 EXC Six Days 2014</p> <p>250 EXC Six Days 2015</p> <p>250 EXC Six Days 2016</p> <p>250 EXC Factory Edition</p> <p>350 EXC-F 2014</p> <p>350 EXC-F 2015</p> <p>350 EXC-F 2016</p> <p>350 EXC-F Six Days 2014</p> <p>350 EXC-F Six Days 2015</p> <p>350 EXC-F Six Days 2016</p> <p>350 EXC-F Factory Edition</p> <p>450 EXC 2014</p> <p>450 EXC 2015</p> <p>450 EXC 2016</p> <p>450 EXC Six Days 2014</p> <p>450 EXC Six Days 2015</p> <p>450 EXC Six Days 2016</p> <p>450 EXC Factory Edition</p> <p>300 EXC 2014</p> <p>300 EXC 2015</p> <p>300 EXC 2016</p> <p>300 EXC Six Days 2014</p> <p>300 EXC Six Days 2015</p> <p>300 EXC Six Days 2016</p> <p>300 EXC Factory Edition</p> <p>500 EXC 2014</p> <p>500 EXC 2015</p> <p>500 EXC 2016</p> <p>500 EXC Six Days 2014</p> <p>500 EXC Six Days 2015</p>

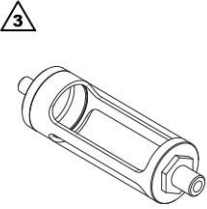
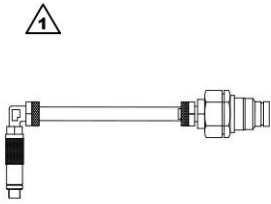
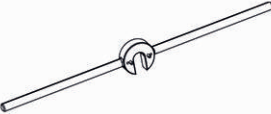
T1214 Centering sleeve		
	500 EXC Six Days 2016	
	250 XCF-W	
	200 XC-W	
	250 XC-W 2014	
	250 XC-W 2015	
	250 XC-W 2016	
	350 XCF-W 2014	
	350 XCF-W 2015	
	350 XCF-W 2016	
	350 XCF-W Six Days	
	450 XC-W	
	300 XC-W 2014	
	300 XC-W 2015	
	300 XC-W 2016	
	300 XC-W Six Days 2014	
	300 XC-W Six Days 2015	
	300 XC-W Six Days 2016	
	500 XC-W 2014	
	500 XC-W 2015	
	500 XC-W 2016	
Service	<input type="checkbox"/>	Repair
		<input checked="" type="checkbox"/>
		optional
		<input type="checkbox"/>

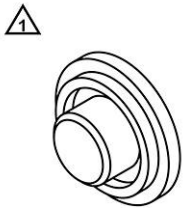
T1215 Mounting sleeve		
 <p>T1215</p>	Description/example of use	Tool for mounting components (seal ring retainer of piston rod)
	Technical data	Diameter: 18 mm (0.71 in)
	used with model	
	150 SX 2014	
	150 SX 2015	
	150 SX 2016	
	250 SX 2014	
	250 SX 2015	
	250 SX 2016	
	350 SX-F 2014	
	350 SX-F 2015	
	350 SX-F 2016	
	450 SX-F 2014	
	450 SX-F 2015	
	450 SX-F 2016	
	450 SX-F 2017	
	450 SX-F EU 2018	
	450 SX-F US 2018	
	125 SX 2014	
	125 SX 2015	
	125 SX 2016	
	250 SX-F 2014	
	250 SX-F 2015	
	250 SX-F 2016	
	Enduro E1 2 stroke	
250 EXC-F 2014		
250 EXC-F 2015		
250 EXC-F 2016		

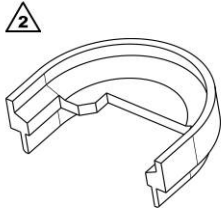
T1215 Mounting sleeve	
	250 EXC-F Six Days 2014
	250 EXC-F Six Days 2015
	250 EXC-F Six Days 2016
	250 EXC-F Factory Edition
	200 EXC
	250 EXC 2014
	250 EXC 2015
	250 EXC 2016
	250 EXC Six Days 2014
	250 EXC Six Days 2015
	250 EXC Six Days 2016
	250 EXC Factory Edition
	350 EXC-F 2014
	350 EXC-F 2015
	350 EXC-F 2016
	350 EXC-F Six Days 2014
	350 EXC-F Six Days 2015
	350 EXC-F Six Days 2016
	350 EXC-F Factory Edition
	450 EXC 2014
	450 EXC 2015
	450 EXC 2016
	450 EXC Six Days 2014
	450 EXC Six Days 2015
	450 EXC Six Days 2016
	450 EXC Factory Edition
	300 EXC 2014
	300 EXC 2015
	300 EXC 2016
	300 EXC Six Days 2014
	300 EXC Six Days 2015
	300 EXC Six Days 2016
	300 EXC Factory Edition
	500 EXC 2014
	500 EXC 2015
	500 EXC 2016
	500 EXC Six Days 2014
	500 EXC Six Days 2015
	500 EXC Six Days 2016
	150 XC
	250 XC-F 2014
	250 XC-F 2015
	250 XC-F 2016
	250 XCF-W
	200 XC-W
	250 XC-W 2014
	250 XC-W 2015
	250 XC-W 2016
	250 XC 2014
	250 XC 2015
	250 XC 2016
	350 XC-F 2014
	350 XC-F 2015

T1215 Mounting sleeve			
	350 XC-F 2016		
	350 XCF-W 2014		
	350 XCF-W 2015		
	350 XCF-W 2016		
	350 XCF-W Six Days		
	450 XC-F 2014		
	450 XC-F 2015		
	450 XC-F 2016		
	450 XC-F 2017		
	450 XC-F 2018		
	450 XC-W		
	300 XC 2014		
	300 XC 2015		
	300 XC 2016		
	300 XC-W 2014		
	300 XC-W 2015		
	300 XC-W 2016		
	300 XC-W Six Days 2014		
	300 XC-W Six Days 2015		
	300 XC-W Six Days 2016		
	500 XC-W 2014		
	500 XC-W 2015		
	500 XC-W 2016		
	790 Adventure R 2020		
	790 Adventure R Rally		
	890 Adventure R / Rally		
	1090 Adventure 2017		
	1090 Adventure R		
	1290 Super Adventure R		
	Service <input type="checkbox"/>	Repair <input checked="" type="checkbox"/>	optional <input type="checkbox"/>

T1218 Pin wrench	
 <p>T1218</p>	<p>Description/example of use Tool for removing components (rebound damping adjustment of piston rod)</p> <p>Technical data adjustable Diameter: 3 mm (0.12 in) used with model</p> <p>50 SX 2017 50 SX 2018 50 SX 2019 50 SX 2020 50 SX 2021 50 SX 2022 50 SX Mini 2017 50 SX Mini 2018 50 SX Mini 2019 50 SX Mini 2020 50 SX Mini 2021 50 SX Mini 2022 65 SX 2017 65 SX 2018 65 SX 2019</p>

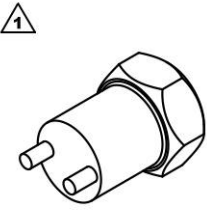
T1218 Pin wrench			
	65 SX 2020 65 SX 2020 65 SX 2021 65 SX 2022 85 SX 2014 85 SX 2015 85 SX 2016 85 SX 2017 Mini MX Electro 1290 Super Duke R / RR 2021		
	Service	<input type="checkbox"/>	Repair <input checked="" type="checkbox"/> optional <input type="checkbox"/>
T12128 Filling adapter			
 <p>T12128</p>	Description/example of use Bleeding adapter for the vacuum pump, for filling and bleeding the damper		
	used with model 1290 Super Adventure R 2021 890 Duke R 1290 Super Duke R 2020 1290 Super Duke R / RR 2021		
Service	<input type="checkbox"/>	Repair <input checked="" type="checkbox"/>	optional <input type="checkbox"/>
T1245S Filling adapter			
 <p>T1245S</p>	Description/example of use Adapter for the vacuum pump, for filling and bleeding the damper		
	for use with T1240S used with model 450 SMR 2021 450 SMR 2022 1290 Super Adventure R 2021 890 Duke R 2021 1290 Super Duke R / RR 2021		
Service	<input type="checkbox"/>	Repair <input checked="" type="checkbox"/>	optional <input type="checkbox"/>
T125S Pin wrench			
 <p>T125S</p>	Description/example of use Tool for removing and installing components (seal ring retainer or locking cap)		
	Technical data Pin diameter: 6 mm (0.24 in) used with model 890 Adventure R / Rally 1290 Super Duke R / RR 2021		
Service	<input type="checkbox"/>	Repair <input checked="" type="checkbox"/>	optional <input type="checkbox"/>


T129 Pressing tool		
 <p>T129</p>	<p>Description/example of use Tool for pressing in components (heim joint)</p> <p>Technical data Diameter: 15 ... 30 mm (0.59 ... 1.18 in)</p> <p>used with model</p> <p>50 SX 2014 50 SX 2015 50 SX 2016 50 SX 2017 50 SX 2018 50 SX 2019 50 SX 2020 50 SX Mini 2014 50 SX Mini 2015 50 SX Mini 2016 50 SX Mini 2017 50 SX Mini 2018 50 SX Mini 2019 50 SX Mini 2020 50 SXS 50 SXS Mini 690 SMC R 2014 690 SMC R 2015 690 SMC R 2016 690 SMC R 2017 690 Enduro R 2014 690 Enduro R 2015 690 Enduro R 2016 690 Enduro R 2017 690 Enduro R 2018 690 Duke 2014 690 Duke 2015 690 Duke 2016 690 Duke 2017 690 Duke R Super Bike Big</p>	
	<p>Service <input type="checkbox"/></p>	<p>Repair <input checked="" type="checkbox"/></p>

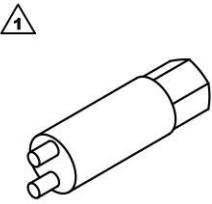




T1296 Filling adapter		
 <p>T1296</p>	<p>Description/example of use Adapter for filling tool for filling the damper with nitrogen</p> <p>for use with T170S1</p> <p>used with model</p> <p>50 SX 2017 50 SX 2018 50 SX 2019 50 SX 2020 50 SX 2021 50 SX 2022 50 SX Mini 2017 50 SX Mini 2018 50 SX Mini 2019</p>	

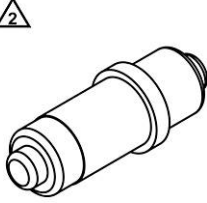



T1296 Filling adapter	
	50 SX Mini 2020
	50 SX Mini 2021
	50 SX Mini 2022
	Mini MX Electro
	150 SX 2017
	150 SX 2018
	150 SX 2019
	150 SX 2020
	150 SX 2021
	150 SX 2022
	250 SX 2017
	250 SX 2018
	250 SX 2019
	250 SX 2020
	250 SX 2021
	250 SX 2022
	350 SX-F 2017
	350 SX-F 2018
	350 SX-F 2019
	350 SX-F 2020
	350 SX-F 2021
	350 SX-F 2022
	450 SX-F 2017
	450 SX-F 2018
	450 SX-F 2019
	450 SX-F 2020
	450 SX-F 2021
	450 SX-F 2022
	125 SX 2017
	125 SX 2018
	125 SX 2019
	125 SX 2020
	125 SX 2021
	125 SX 2022
	250 SX-F 2017
	250 SX-F 2018
	250 SX-F 2019
	250 SX-F 2020
	250 SX-F 2021
	250 SX-F 2022
	250 EXC-F 2014
	250 EXC-F 2015
	250 EXC-F 2016
	250 EXC-F Six Days 2014
	250 EXC-F Six Days 2015
	250 EXC-F Six Days 2016
	250 EXC-F Factory Edition
	125 XC
	250 XC-F 2017
	250 XC-F 2018
	250 XC-F 2019
	250 XC-F 2020
	250 XC-F 2021


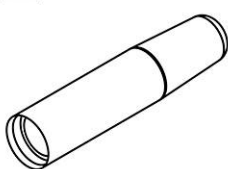
T1296 Filling adapter				
	250 XC-F 2022			
	250 XCF-W			
	250 XC 2017			
	250 XC 2018			
	250 XC 2019			
	250 XC 2020			
	250 XC 2021			
	250 XC 2022			
	350 XC-F 2017			
	350 XC-F 2018			
	350 XC-F 2019			
	350 XC-F 2020			
	350 XC-F 2021			
	350 XC-F 2022			
	450 XC-F 2017			
	450 XC-F 2018			
	450 XC-F 2019			
	450 XC-F 2020			
	450 XC-F 2021			
	450 XC-F 2022			
	300 XC 2017			
	300 XC 2018			
	300 XC 2019			
	300 XC 2020			
	300 XC 2021			
	300 XC 2022			
	450 SMR 2021			
	450 SMR 2022			
	Service	<input type="checkbox"/>	Repair	<input checked="" type="checkbox"/>
			optional	<input type="checkbox"/>

T1299S Socket			
 <p>T1299S</p>	Description/example of use Tool for removing and installing components (valve housing)		
	Technical data Hexagonal part: 19 mm (0.75 in) Diameter: 16 mm (0.63 in) Pin diameter: 3.5 mm (0.138 in) used with model 890 Adventure R / Rally		
Service	<input type="checkbox"/>	Repair	<input type="checkbox"/>
		optional	<input checked="" type="checkbox"/>

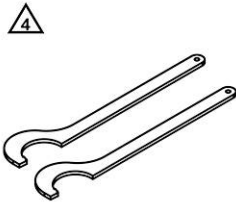
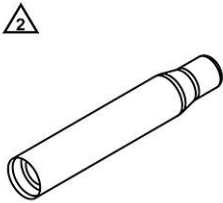
T1309 Mounting sleeve			
 <p>T1309</p>	Description/example of use Tool for mounting components (floating piston)		
	Technical data Diameter: 51.95 mm (2.0453 in) used with model 890 Adventure R / Rally		
Service	<input type="checkbox"/>	Repair	<input type="checkbox"/>
		optional	<input checked="" type="checkbox"/>

T1318S Socket			
 <p>T1318S</p>	Description/example of use Tool for removing and installing components (rebound damping adjuster)		
	Technical data Hexagonal part: 10 mm (0.39 in) Diameter: 8.8 ... 11.9 mm (0.346 ... 0.469 in) Pin diameter: 3 mm (0.12 in)		
used with model		890 Adventure R / Rally	
Service	<input type="checkbox"/>	Repair	<input type="checkbox"/>
		optional	<input checked="" type="checkbox"/>
T1323 Clamping bush			
 <p>T1323</p>	Description/example of use Tool for removing and pressing in components (piston of preload adjuster)		
	used with model 1290 Super Duke R / RR 2021		
Service	<input type="checkbox"/>	Repair	<input type="checkbox"/>
		optional	<input checked="" type="checkbox"/>
T145S Mounting tool			
 <p>T145S</p>	Description/example of use Tool for removing and installing components (reservoir)		
	used with model 890 Adventure R / Rally 1290 Super Duke R / RR 2021		
Service	<input type="checkbox"/>	Repair	<input type="checkbox"/>
		optional	<input checked="" type="checkbox"/>
T146 Mounting tool			
 <p>T146</p>	Description/example of use Tool for mounting and removing components (damper cartridge)		
	used with model 890 Adventure R / Rally 1290 Super Duke R 2020 1290 Super Duke R / RR 2021		matching tools / articles are T15067
Service	<input type="checkbox"/>	Repair	<input checked="" type="checkbox"/>
		optional	<input type="checkbox"/>
T147 Clamping bush			
 <p>T147</p>	Description/example of use Tool for removing and pressing in components (piston of preload adjuster)		
	used with model 1290 Super Duke R 2020 1290 Super Duke R / RR 2021		
Service	<input type="checkbox"/>	Repair	<input checked="" type="checkbox"/>
		optional	<input type="checkbox"/>

T1504 Pressing tool			
 <p>T1504</p>	Description/example of use Tool for positioning components (DU bush in seal ring retainer)		
	Technical data Diameter: 18 mm (0.71 in)		
used with model MX Enduro E1 Enduro E2 Enduro E3 Freeride Cross Country Supermoto Competition Supermoto E-Ride 790 Adventure R 2020 790 Adventure R Rally 890 Adventure R / Rally 1290 Super Duke R / RR 2021			
Service	<input type="checkbox"/>	Repair	<input checked="" type="checkbox"/>
		optional	<input type="checkbox"/>
T15067 Clamping bush			
 <p>T15067</p>	Description/example of use Tool for mounting and removing components (damper cartridge)		
	for use with T146 T175		
used with model 1290 Super Duke R / RR 2021			
Service	<input type="checkbox"/>	Repair	<input type="checkbox"/>
		optional	<input checked="" type="checkbox"/>
T15077 Mounting sleeve			
 <p>T15077</p>	Description/example of use Tool for removing and installing components (shock absorber compensating tank)		
	Technical data Diameter: 58 mm (2.28 in)		
used with model 890 Adventure R / Rally			
Service	<input type="checkbox"/>	Repair	<input type="checkbox"/>
		optional	<input checked="" type="checkbox"/>
T15080 Clamping bush			
 <p>T15080</p>	Description/example of use Tool for mounting and removing components (damper cartridge)		
	used with model 890 Adventure R / Rally		
Service	<input type="checkbox"/>	Repair	<input type="checkbox"/>
		optional	<input checked="" type="checkbox"/>

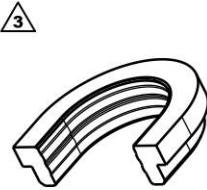
T150S Mounting tool			
 <p>T150S</p>	<p>Description/example of use</p> <p>Tool for pressing in components (DU bush in seal ring retainer)</p>		
	<p>used with model</p> <p>85 SX 2020</p> <p>85 SX 2021</p> <p>85 SX 2022</p> <p>MX</p> <p>Enduro E1</p> <p>Enduro E2</p> <p>Enduro E3</p> <p>Freeride</p> <p>Cross Country</p> <p>Supermoto Competition</p> <p>Supermoto E-Ride</p> <p>790 Adventure R 2020</p> <p>790 Adventure R Rally</p> <p>890 Adventure R / Rally</p>		
Service <input type="checkbox"/>		Repair <input checked="" type="checkbox"/>	optional <input type="checkbox"/>
T1515 Mounting sleeve			
 <p>T1515</p>	<p>Description/example of use</p> <p>Tool for mounting components (seal ring retainer on piston rod)</p>		
	<p>Technical data</p> <p>Diameter: 18 mm (0.71 in)</p> <p>used with model</p> <p>85 SX 2014</p> <p>85 SX 2015</p> <p>85 SX 2016</p> <p>85 SX 2017</p> <p>150 SX 2017</p> <p>150 SX 2018</p> <p>150 SX 2019</p> <p>150 SX 2020</p> <p>150 SX 2021</p> <p>150 SX 2022</p> <p>250 SX 2017</p> <p>250 SX 2018</p> <p>250 SX 2019</p> <p>250 SX 2020</p> <p>250 SX 2021</p> <p>250 SX 2022</p> <p>350 SX-F 2017</p> <p>350 SX-F 2018</p> <p>350 SX-F 2019</p> <p>350 SX-F 2020</p> <p>350 SX-F 2021</p> <p>350 SX-F 2022</p> <p>450 SX-F 2017</p> <p>450 SX-F 2018</p> <p>450 SX-F 2019</p> <p>450 SX-F 2020</p> <p>450 SX-F 2021</p>		

T1515 Mounting sleeve	
	450 SX-F 2022
	125 SX 2017
	125 SX 2018
	125 SX 2019
	125 SX 2020
	125 SX 2021
	125 SX 2022
	250 SX-F 2017
	250 SX-F 2018
	250 SX-F 2019
	250 SX-F 2020
	250 SX-F 2021
	250 SX-F 2022
	125 XC
	250 XC-F 2017
	250 XC-F 2018
	250 XC-F 2019
	250 XC-F 2020
	250 XC-F 2021
	250 XC-F 2022
	250 XC 2017
	250 XC 2018
	250 XC 2019
	250 XC 2020
	250 XC 2021
	250 XC 2022
	350 XC-F 2017
	350 XC-F 2018
	350 XC-F 2019
	350 XC-F 2020
	350 XC-F 2021
	350 XC-F 2022
	450 XC-F 2017
	450 XC-F 2018
	450 XC-F 2019
	450 XC-F 2020
	450 XC-F 2021
	450 XC-F 2022
	300 XC 2017
	300 XC 2018
	300 XC 2019
	300 XC 2020
	300 XC 2021
	300 XC 2022
	450 SMR 2021
	450 SMR 2022
	Supermoto / Dual Sport
	Dual Sport Enduro
	690 Duke 2014
	690 Duke 2015
	690 Duke 2016

T1515 Mounting sleeve			
	690 Duke 2017		
	690 Duke R		
	890 Duke R		
	Service <input type="checkbox"/>	Repair <input checked="" type="checkbox"/>	optional <input type="checkbox"/>
T1533 Hook wrench			
 <p>T1533</p>	Description/example of use		
	Tool for tensioning and releasing the springs (2 units)		
	Technical data		
	Diameter: 59 mm (2.32 in)		
	used with model		
	50 SX		
	50 SX Mini		
	50 SXS		
	50 SXS Mini		
	65 SX		
	Mini MX Electro		
	Service <input checked="" type="checkbox"/>	Repair <input type="checkbox"/>	optional <input type="checkbox"/>
T1554 Mounting sleeve			
 <p>T1554</p>	Description/example of use		
	Tool for mounting components (seal ring retainer on piston rod)		
	Technical data		
	Diameter: 18 mm (0.71 in)		
	used with model		
	85 SX 2018		
	85 SX 2019		
	85 SX 2020		
	85 SX 2021		
	85 SX 2022		
	250 EXC-F 2017		
	250 EXC-F 2018		
	250 EXC-F 2019		
	250 EXC-F 2020		
	250 EXC-F 2021		
	250 EXC-F 2022		
	250 EXC-F Six Days 2017		
	250 EXC-F Six Days 2018		
	250 EXC-F Six Days 2019		
	250 EXC-F Six Days 2020		
	250 EXC-F Six Days 2021		
	250 EXC-F Six Days 2022		
	150 EXC		
	250 EXC 2017		
	250 EXC 2018		
	250 EXC 2019		
	250 EXC 2020		
	250 EXC 2021		
	250 EXC 2022		
	250 EXC Six Days 2017		
	250 EXC Six Days 2018		
	250 EXC Six Days 2019		
	250 EXC Six Days 2020		

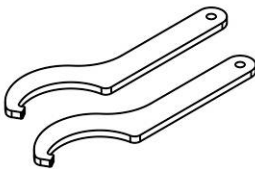

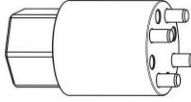
T1554 Mounting sleeve	
	250 EXC Six Days 2021
	250 EXC Six Days 2022
	350 EXC-F 2017
	350 EXC-F 2018
	350 EXC-F 2019
	350 EXC-F 2020
	350 EXC-F 2021
	350 EXC-F 2022
	350 EXC-F Six Days 2017
	350 EXC-F Six Days 2018
	350 EXC-F Six Days 2019
	350 EXC-F Six Days 2020
	350 EXC-F Six Days 2021
	350 EXC-F Six Days 2022
	450 EXC 2017
	450 EXC 2018
	450 EXC 2019
	450 EXC 2020
	450 EXC 2021
	450 EXC 2022
	450 EXC Six Days 2017
	450 EXC Six Days 2018
	450 EXC Six Days 2019
	450 EXC Six Days 2020
	450 EXC Six Days 2021
	450 EXC Six Days 2022
	300 EXC 2017
	300 EXC 2018
	300 EXC 2019
	300 EXC 2020
	300 EXC 2020
	300 EXC 2021
	300 EXC 2022
	300 EXC Six Days 2017
	300 EXC Six Days 2018
	300 EXC Six Days 2019
	300 EXC Six Days 2020
	300 EXC Six Days 2021
	300 EXC Six Days 2022
	500 EXC 2017
	500 EXC 2018
	500 EXC 2019
	500 EXC 2020
	500 EXC 2021
	500 EXC 2022
	500 EXC Six Days 2017
	500 EXC Six Days 2018
	500 EXC Six Days 2019
	500 EXC Six Days 2020
	500 EXC Six Days 2021
	500 EXC Six Days 2022
	Freeride
	125 XC-W

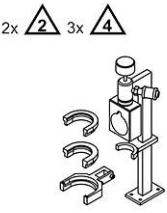
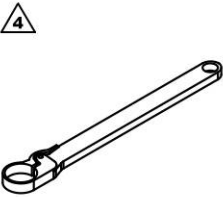
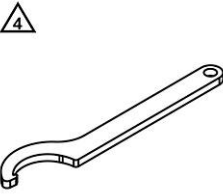
T1554 Mounting sleeve		
	150 XC-W 250 XC-W 2017 250 XC-W 2018 250 XC-W 2019 250 XC-W 2020 250 XC-W 2021 250 XC-W 2022 350 XCF-W 2020 350 XCF-W 2021 350 XCF-W 2022 300 XC-W 2017 300 XC-W 2018 300 XC-W 2019 300 XC-W 2020 300 XC-W 2021 300 XC-W 2022 300 XC-W Six Days 2017 300 XC-W Six Days 2018 300 XC-W Six Days 2019 300 XC-W Six Days 2020 500 XC-W 2020 500 XCF-W 2021 500 XCF-W 2022 Supermoto E-Ride 790 Adventure R 790 Adventure R Rally 890 Adventure R / Rally 1190 Adventure R 1290 Super Duke R 2014 1290 Super Duke R 2015 1290 Super Duke R 2016 1290 Super Duke R 2017 1290 Super Duke R 2018 1290 Super Duke R 2019 1290 Super Duke R Special Edition RC 390 R EU 2018 RC 390 R US 2018 RC 390 R EU 2019 RC 390 R US 2019	
	Service <input type="checkbox"/>	Repair <input checked="" type="checkbox"/> optional <input type="checkbox"/>

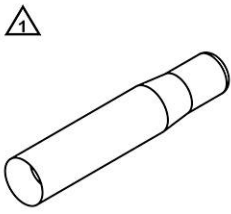
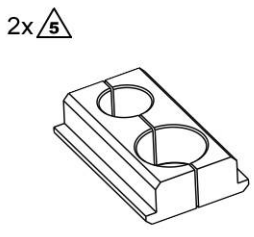
T1565 Filling adapter	
 <p>T1565</p>	<p>Description/example of use</p> <p>Adapter for filling tool for filling the damper with nitrogen for use with T170S1</p> <p>used with model</p> <p>85 SX 2018 85 SX 2019 85 SX 2020 85 SX 2021 85 SX 2022 250 EXC-F 2017</p>


T1565 Filling adapter	
	250 EXC-F 2018
	250 EXC-F 2019
	250 EXC-F 2020
	250 EXC-F 2021
	250 EXC-F 2022
	250 EXC-F Six Days 2017
	250 EXC-F Six Days 2018
	250 EXC-F Six Days 2019
	250 EXC-F Six Days 2020
	250 EXC-F Six Days 2021
	250 EXC-F Six Days 2022
	150 EXC
	250 EXC 2017
	250 EXC 2018
	250 EXC 2019
	250 EXC 2020
	250 EXC 2021
	250 EXC 2022
	250 EXC Six Days 2017
	250 EXC Six Days 2018
	250 EXC Six Days 2019
	250 EXC Six Days 2020
	250 EXC Six Days 2021
	250 EXC Six Days 2022
	350 EXC-F 2017
	350 EXC-F 2018
	350 EXC-F 2019
	350 EXC-F 2020
	350 EXC-F 2021
	350 EXC-F 2022
	350 EXC-F Six Days 2017
	350 EXC-F Six Days 2018
	350 EXC-F Six Days 2019
	350 EXC-F Six Days 2020
	350 EXC-F Six Days 2021
	350 EXC-F Six Days 2022
	450 EXC 2017
	450 EXC 2018
	450 EXC 2019
	450 EXC 2020
	450 EXC 2021
	450 EXC 2022
	450 EXC-F Six Days US 2017
	450 EXC Six Days 2018
	450 EXC Six Days 2019
	450 EXC Six Days 2020
	450 EXC Six Days 2021
	450 EXC Six Days 2022
	300 EXC 2017
	300 EXC 2018
	300 EXC 2019
	300 EXC 2020
	300 EXC 2020


T1565 Filling adapter	
	300 EXC 2021
	300 EXC 2022
	300 EXC Six Days 2017
	300 EXC Six Days 2018
	300 EXC Six Days 2019
	300 EXC Six Days 2020
	300 EXC Six Days 2021
	300 EXC Six Days 2022
	500 EXC 2017
	500 EXC 2018
	500 EXC 2019
	500 EXC 2020
	500 EXC 2021
	500 EXC 2022
	500 EXC Six Days 2017
	500 EXC Six Days 2018
	500 EXC Six Days 2019
	500 EXC Six Days 2020
	500 EXC Six Days 2021
	500 EXC Six Days 2022
	Freeride 250 F
	Freeride E-XC NG EU 2018
	Freeride E-XC 2019
	Freeride E-XC 2020
	Freeride E-XC 2021
	Freeride E-XC 2022
	125 XC-W
	150 XC-W
	250 XC-W 2017
	250 XC-W 2018
	250 XC-W 2019
	250 XC-W 2020
	250 XC-W 2021
	250 XC-W 2022
	350 XCF-W 2020
	350 XCF-W 2021
	350 XCF-W 2022
	300 XC-W 2017
	300 XC-W 2018
	300 XC-W 2019
	300 XC-W 2020
	300 XC-W 2021
	300 XC-W 2022
	300 XC-W Six Days 2017
	300 XC-W Six Days 2018
	300 XC-W Six Days 2019
	300 XC-W Six Days 2020
	500 XC-W 2020
	500 XCF-W 2021
	500 XCF-W 2022
	790 Adventure R
	790 Adventure R Rally


T1565 Filling adapter			
	890 Adventure R / Rally 1290 Super Duke R 2020 1290 Super Duke R / RR 2021		
	Service	<input type="checkbox"/>	Repair optional <input type="checkbox"/>
T157S Hook wrench			
 <p>T157S</p>	Description/example of use Tool for tensioning and releasing the springs (2 units)		
	Technical data Diameter: 70 mm (2.76 in)		
used with model 690 Duke 2014 690 Duke 2015 690 Duke 2016 690 Duke 2017 690 Duke R			
Service	<input checked="" type="checkbox"/>	Repair	<input type="checkbox"/> optional <input type="checkbox"/>
T16015S Socket			
 <p>T16015S</p>	Description/example of use Tool for loosening and tightening components (click disc for compression adjuster)		
	Technical data Hexagonal part: 15 mm (0.59 in) Pin diameter: 3 mm (0.12 in)		
used with model 890 Adventure R / Rally			
Service	<input type="checkbox"/>	Repair	<input checked="" type="checkbox"/> optional <input type="checkbox"/>
T17002S Socket			
 <p>T17002S</p>	Description/example of use Tool for loosening and tightening components (rebound damping adjuster)		
	Technical data Hexagonal part: 22 mm (0.87 in) Pin diameter: 3 mm (0.12 in)		
used with model 790 Adventure R 2020 790 Adventure R Rally 890 Adventure R / Rally 1290 Super Duke R 2020 1290 Super Duke R / RR 2021 RC 390 R EU 2018 RC 390 R US 2018 RC 390 R EU 2019 RC 390 R US 2019			
Service	<input type="checkbox"/>	Repair	<input checked="" type="checkbox"/> optional <input type="checkbox"/>


T170S1 Filling tool			
 <p>T170S1</p>	<p>Description/example of use</p> <p>Tool for filling the damper with nitrogen</p>		
	<p>used with model</p> <p>Mini</p> <p>MX</p> <p>Enduro E1</p> <p>Enduro E2</p> <p>Enduro E3</p> <p>Freeride</p> <p>Cross Country</p> <p>Supermoto</p> <p>790 Adventure R</p> <p>790 Adventure R Rally</p> <p>890 Adventure R / Rally</p> <p>1090 Adventure R</p> <p>1190 Adventure R</p> <p>1290 Super Adventure R</p> <p>Dual Sport Enduro</p> <p>690 Duke 2014</p> <p>690 Duke 2015</p> <p>690 Duke 2016</p> <p>690 Duke 2017</p> <p>690 Duke R</p> <p>890 Duke R</p> <p>Naked Big</p> <p>RC 390 R EU 2018</p> <p>RC 390 R US 2018</p> <p>RC 390 R EU 2019</p> <p>RC 390 R US 2019</p> <p>Super Bike Big</p>	<p>matching tools / articles are</p> <p>T1296</p> <p>T1565</p>	<p>Service <input type="checkbox"/></p> <p>Repair <input checked="" type="checkbox"/></p> <p>optional <input type="checkbox"/></p>
T175 Mounting tool			
 <p>T175</p>	<p>Description/example of use</p> <p>Tool for mounting and removing components (damper cartridge)</p>		
	<p>used with model</p> <p>890 Adventure R / Rally</p>	<p>matching tools / articles are</p> <p>T15067</p>	<p>Service <input type="checkbox"/></p> <p>Repair <input type="checkbox"/></p> <p>optional <input checked="" type="checkbox"/></p>
T304 Hook wrench			
 <p>T304</p>	<p>Description/example of use</p> <p>Tool for tensioning and releasing the springs</p>		
	<p>Technical data</p> <p>Diameter: 58 ... 62 mm (2.28 ... 2.44 in)</p> <p>used with model</p> <p>50 SX</p> <p>50 SX Mini</p> <p>50 SXS</p>		






T304 Hook wrench			
	50 SXS Mini 65 SX Mini MX Electro		
	Service	<input checked="" type="checkbox"/>	Repair optional <input type="checkbox"/>
T313 Mounting sleeve			
 <p>T313</p>	Description/example of use Tool for mounting components (seal ring retainer on piston rod) Technical data Diameter: 14 mm (0.55 in) used with model 50 SX 50 SX Mini 50 SXS 50 SXS Mini 65 SX Mini MX Electro Super Bike Big		
	Service	<input type="checkbox"/>	Repair <input checked="" type="checkbox"/> optional <input type="checkbox"/>
T506 Clamping stand			
 <p>T506</p>	Description/example of use Tool for clamping components Technical data Diameter: 43 mm (1.69 in) Diameter: 57 mm (2.24 in) used with model 1290 Super Duke R / RR 2021		
	Service	<input type="checkbox"/>	Repair <input checked="" type="checkbox"/> optional <input type="checkbox"/>






1086001 Tool panel			
 1086001	Description/example of use Grey perforated panel for hanging tools, the number of tool panels required is determined by size of the tools and the specific local circumstances (one unit included)		
	Technical data Wall mounting elements included: 9 pcs Width: 1,050 mm (41.34 in) Height: 1,000 mm (39.37 in)		
		matching tools / articles are 2286003 2286005 2286007	
Service	<input checked="" type="checkbox"/>	Repair	<input type="checkbox"/>
		optional	<input type="checkbox"/>






1086002 Tool panel			
 1086002	Description/example of use Grey perforated panel for hanging tools, the number of tool panels required is determined by size of the tools and the specific local circumstances (one unit included)		
	Technical data Wall mounting elements included: 6 pcs Width: 525 mm (20.67 in) Height: 1,000 mm (39.37 in)		
		matching tools / articles are 2286004 2286006 2286008	
Service	<input checked="" type="checkbox"/>	Repair	<input type="checkbox"/>
		optional	<input type="checkbox"/>






2286003 KTM header			
 2286003	Description/example of use Sticker with KTM logo for sticking on the tool panel		
	Technical data Width: 1,050 mm (41.34 in) Height: 98 mm (3.86 in)		for use with 1086001
Service	<input checked="" type="checkbox"/>	Repair	<input type="checkbox"/>
		optional	<input type="checkbox"/>





2286004 KTM header			
 2286004	Description/example of use Sticker with KTM logo for sticking on the tool panel		
	Technical data Width: 525 mm (20.67 in) Height: 98 mm (3.86 in)		for use with 1086002
Service	<input checked="" type="checkbox"/>	Repair	<input type="checkbox"/>
		optional	<input type="checkbox"/>

2286005 GROUP header			
 <p>2286005</p>	Description/example of use Sticker with group logo for sticking on the tool panel Technical data for use with Width: 1,050 mm (41.34 in) 1086001 Height: 98 mm (3.86 in)		
	Service	<input checked="" type="checkbox"/>	Repair optional
2286006 GROUP header			
 <p>2286006</p>	Description/example of use Sticker with group logo for sticking on the tool panel Technical data for use with Width: 525 mm (20.67 in) 1086002 Height: 98 mm (3.86 in)		
	Service	<input checked="" type="checkbox"/>	Repair optional
2286007 WP header			
 <p>2286007</p>	Description/example of use Sticker with WP logo for sticking on the tool panel Technical data for use with Width: 1,050 mm (41.34 in) 1086001 Height: 98 mm (3.86 in)		
	Service	<input checked="" type="checkbox"/>	Repair optional
2286008 WP header			
 <p>2286008</p>	Description/example of use Sticker with WP logo for sticking on the tool panel Technical data for use with Width: 525 mm (20.67 in) 1086002 Height: 98 mm (3.86 in)		
	Service	<input checked="" type="checkbox"/>	Repair optional
4086601 Label kit			
 <p>4086601</p>	Description/example of use Sheet of labels including magnets covering all images of current tools which are supplied with brackets and magnetic labels. Scope changes continually as new tools are added		
	Spare parts		

4086602 WP label kit	
 <p>4086602</p>	<p>Description/example of use</p> <p>Sheet of labels including magnets covering all images of current tools which are supplied with brackets and magnetic labels. Scope changes continually as new tools are added</p>
Spare parts	
3287001 Clamp	
 <p>3287001</p>	<p>Description/example of use</p> <p>Clamp for hanging tool (1 kit = 10 units), including screws and nuts</p> <p>Technical data</p> <p>For tool with diameter: 0 ... 20 mm (0 ... 0.79 in)</p>
Spare parts	
3287002 Clamp	
 <p>3287002</p>	<p>Description/example of use</p> <p>Clamp for hanging tool (1 kit = 10 units), including screws and nuts</p> <p>Technical data</p> <p>For tool with diameter: 15 ... 30 mm (0.59 ... 1.18 in)</p>
Spare parts	
3287003 Clamp	
 <p>3287003</p>	<p>Description/example of use</p> <p>Clamp for hanging tool (1 kit = 10 units), including screws and nuts</p> <p>Technical data</p> <p>For tool with diameter: 25 ... 40 mm (0.98 ... 1.57 in)</p>
Spare parts	
3287004 Hook	
 <p>3287004</p>	<p>Description/example of use</p> <p>Hook for hanging tool (1 kit = 10 units), including screws and nuts</p> <p>Technical data</p> <p>Lightweight version</p> <p>Hook length: 60 mm (2.36 in)</p>
Spare parts	

3287005 Hook	
 3287005	Description/example of use Hook for hanging tool (1 kit = 10 units), including screws and nuts Technical data Lightweight version Hook length: 100 mm (3.94 in)
Spare parts	
3287006 Hook	
 3287006	Description/example of use Hook for hanging tool (1 kit = 5 units), including screws and nuts Technical data Heavy duty design Hook length: 120 mm (4.72 in)
Spare parts	
3287007 Hook	
 3287007	Description/example of use Hook for hanging tool (1 kit = 5 units), including screws and nuts Technical data Heavy duty design Hook length: 200 mm (7.87 in)
Spare parts	
3287008 Hook	
 3287008	Description/example of use Hook for hanging tool (1 set = 10 units), incl. screws and nuts Technical data Heavy duty, straight design Hook length: 100 mm (3.94 in)
Spare parts	
3287009 Hook	
 3287009	Description/example of use Hook for hanging tool (1 set = 5 units), incl. screws and nuts Technical data Rubberized version Hook length: 100 mm (3.94 in)
Spare parts	

3287010 Hook	
 3287010	Description/example of use Hook for hanging tool (1 set = 10 units), incl. screws and nuts Technical data U-shaped design Hook length: 100 mm (3.94 in)
Spare parts	
3287011 Magnet holder	
 3287011	Description/example of use Magnet for holding tool (1 set = 5 units) Technical data Diameter: 45 mm (1.77 in)
Spare parts	
3287012 Metal box	
 3287012	Description/example of use Small wire mesh tray for keeping tools, including screws and nuts Technical data Length: 160 mm (6.3 in) Width: 110 mm (4.33 in) Height: 50 mm (1.97 in)
Spare parts	
3287013 Clamp	
 3287013	Description/example of use Clamp for hanging tool (1 kit = 5 units), including screws and nuts Technical data For tool with diameter: 35 ... 70 mm (1.38 ... 2.76 in)
Spare parts	
3287014 Hook	
 3287014	Description/example of use Hook for hanging tool (1 kit = 5 units), including screws and nuts Technical data Angled version Hook length: 100 mm (3.94 in)
Spare parts	

3287015 Hook	
 <p>3287015</p>	<p>Description/example of use Hook for hanging tool (1 set = 5 units), incl. screws and nuts</p> <p>Technical data Angled version Hook length: 200 mm (7.87 in)</p>
Spare parts	
3287016 Metal box	
 <p>3287016</p>	<p>Description/example of use Large wire mesh tray for keeping tools, incl. screws and nuts</p> <p>Technical data Length: 270 mm (10.63 in) Width: 150 mm (5.91 in) Height: 50 mm (1.97 in)</p>
Spare parts	
3287017 Hook	
 <p>3287017</p>	<p>Description/example of use Hook for hanging tool (1 set = 10 units), incl. screws and nuts</p> <p>Technical data Circular design Diameter: 35 mm (1.38 in)</p>
Spare parts	
3287018 Hook	
 <p>3287018</p>	<p>Description/example of use Hook for hanging tool (1 set = 10 units), incl. screws and nuts</p> <p>Technical data U-shaped design Hook length: 50 mm (1.97 in)</p>
Spare parts	

KTM	
Offroad	
Mini	
Mini MX	
Mini MX 2 stroke	
50 SX	
50 SX 2014	50 SX 2014
50 SX 2015	50 SX 2015
50 SX 2016	50 SX 2016
50 SX 2017	50 SX 2017
50 SX 2018	50 SX 2018
50 SX 2019	50 SX 2019
50 SX 2020	50 SX 2020
50 SX 2021	50 SX 2021 50 SX FACTORY EDITION US 2021
50 SX 2022	50 SX 2022 50 SX FACTORY EDITION US 2022
50 SX Mini	
50 SX Mini 2014	50 SX Mini 2014
50 SX Mini 2015	50 SX Mini 2015
50 SX Mini 2016	50 SX Mini 2016
50 SX Mini 2017	50 SX Mini 2017
50 SX Mini 2018	50 SX Mini 2018
50 SX Mini 2019	50 SX Mini 2019
50 SX Mini 2020	50 SX Mini 2020
50 SX Mini 2021	50 SX MINI 2021
50 SX Mini 2022	50 SX MINI 2022
50 SXS	
50 SXS 2016	50 SXS 2016
50 SXS Mini	
50 SXS Mini 2016	50 SXS Mini 2016
65 SX	
65 SX 2014	65 SX 2014

					65 SX 2015
					65 SX 2015
					65 SX 2016
					65 SX 2016
					65 SX 2017
					65 SX 2017
					65 SX 2018
					65 SX 2018
					65 SX 2019
					65 SX 2019
					65 SX 2020
					65 SX 2020
					65 SX 2020
					65 SX 2020
					65 SX 2021
					65 SX 2021
					65 SX 2022
					65 SX 2022
				85 SX	
					85 SX 2014
					85 SX 17/14 2014
					85 SX 19/16 2014
					85 SX 2015
					85 SX 17/14 2015
					85 SX 19/16 2015
					85 SX 2016
					85 SX 17/14 2016
					85 SX 19/16 2016
					85 SX 2017
					85 SX 17/14 2017
					85 SX 19/16 2017
					85 SX 2018
					85 SX 17/14 2018
					85 SX 19/16 2018
					85 SX 2019
					85 SX 17/14 2019
					85 SX 19/16 2019
					85 SX 2020
					85 SX 17/14 2020
					85 SX 19/16 2020
					85 SX 2021
					85 SX 17/14 2021
					85 SX 19/16 2021
					85 SX 2022
					85 SX 17/14 2022
					85 SX 19/16 2022
				Mini MX Electro	
				SX-E	
					SX-E 5 2020
					SX-E 5 2020
					SX-E 5 2021
					SX-E 5 2021
					SX-E 5 2022
					SX-E 5 2022

MX
MX1
MX1 2 stroke
150 SX
150 SX 2014
150 SX EU 2014
150 SX US 2014
150 SX 2015
150 SX EU 2015
150 SX US 2015
150 SX 2016
150 SX EU 2016
150 SX US 2016
150 SX 2017
150 SX EU 2017
150 SX US 2017
150 SX 2018
150 SX EU 2018
150 SX US 2018
150 SX 2019
150 SX EU 2019
150 SX US 2019
150 SX 2020
150 SX EU 2020
150 SX US 2020
150 SX 2021
150 SX 2021
150 SX 2022
150 SX 2022
250 SX
250 SX 2014
250 SX EU 2014
250 SX US 2014
250 SX 2015
250 SX EU 2015
250 SX US 2015
250 SX 2016
250 SX EU 2016
250 SX US 2016
250 SX 2017
250 SX EU 2017
250 SX US 2017
250 SX 2018
250 SX EU 2018
250 SX US 2018
250 SX 2019
250 SX EU 2019
250 SX US 2019
250 SX 2020
250 SX EU 2020
250 SX US 2020
250 SX 2021
250 SX 2021
250 SX 2022

250 SX 2022

MX1 4 stroke**350 SX-F****350 SX-F 2014**

350 SX-F EU 2014

350 SX-F US 2014

350 SX-F 2015

350 SX-F EU 2015

350 SX-F US 2015

350 SX-F 2016

350 SX-F EU 2016

350 SX-F US 2016

350 SX-F 2017

350 SX-F EU 2017

350 SX-F US 2017

350 SX-F 2018

350 SX-F EU 2018

350 SX-F US 2018

350 SX-F 2019

350 SX-F EU 2019

350 SX-F US 2019

350 SX-F 2020

350 SX-F EU 2020

350 SX-F US 2020

350 SX-F 2021

350 SX-F EU 2021

350 SX-F US 2021

350 SX-F 2022

350 SX-F EU 2022

350 SX-F US 2022

450 SX-F**450 SX-F 2014**

450 SX-F EU 2014

450 SX-F US 2014

450 SX-F Factory Edition US 2014

450 SX-F 2015

450 SX-F EU 2015

450 SX-F US 2015

450 SX-F Factory Edition US 2015

450 SX-F 2016

450 SX-F EU 2016

450 SX-F US 2016

450 SX-F Factory Edition US 2016

450 SX-F 2017

450 SX-F EU 2017

450 SX-F US 2017

450 SX-F Factory Edition US 2017

450 SX-F 2018

450 SX-F EU 2018

450 SX-F US 2018

450 SX-F Factory Edition US 2018

450 SX-F 2019

450 SX-F EU 2019

450 SX-F US 2019

450 SX-F FACTORY EDITION US 2019
450 SX-F HERLINGS REPLICA EU 2019

450 SX-F 2020

450 SX-F EU 2020
450 SX-F US 2020
450 SX-F Factory Edition US 2020
450 SX-F CAIROLI EU 2020

450 SX-F 2021

450 SX-F EU 2021
450 SX-F US 2021
450 SX-F FACTORY EDITION US 2021

450 SX-F 2022

450 SX-F EU 2022
450 SX-F US 2022
450 SX-F FACTORY EDITION US 2022

MX2**MX2 2 stroke****125 SX****125 SX 2014**

125 SX EU 2014
125 SX US 2014

125 SX 2015

125 SX EU 2015
125 SX US 2015

125 SX 2016

125 SX EU 2016
125 SX US 2016

125 SX 2017

125 SX EU 2017
125 SX US 2017

125 SX 2018

125 SX EU 2018
125 SX US 2018

125 SX 2019

125 SX EU 2019
125 SX US 2019

125 SX 2020

125 SX EU 2020
125 SX US 2020

125 SX 2021

125 SX 2021

125 SX 2022

125 SX 2022

MX2 4 stroke**250 SX-F****250 SX-F 2014**

250 SX-F EU 2014
250 SX-F US 2014

250 SX-F 2015

250 SX-F EU 2015
250 SX-F US 2015
250 SX-F Factory Edition US 2015

250 SX-F 2016

250 SX-F EU 2016

250 SX-F US 2016
250 SX-F Factory Edition US 2016

250 SX-F 2017

250 SX-F EU 2017
250 SX-F US 2017
250 SX-F Factory Edition US 2017

250 SX-F 2018

250 SX-F EU 2018
250 SX-F US 2018

250 SX-F 2019

250 SX-F EU 2019
250 SX-F US 2019

250 SX-F 2020

250 SX-F EU 2020
250 SX-F PRADO EU 2020
250 SX-F US 2020

250 SX-F 2021

250 SX-F EU 2021
250 SX-F TROY LEE DESIGNS EU 2021
250 SX-F US 2021

250 SX-F 2022

250 SX-F EU 2022
250 SX-F US 2022

Enduro**Enduro E1****Enduro E1 2 stroke****125 EXC****125 EXC 2014**

125 EXC EU 2014

125 EXC 2015

125 EXC EU 2015

125 EXC 2016

125 EXC EU 2016

125 EXC Six Days**125 EXC Six Days 2014**

125 EXC Six Days EU 2014

125 EXC Six Days 2015

125 EXC Six Days EU 2015

125 EXC Six Days 2016

125 EXC Six Days EU 2016

125 EXC Factory Edition**125 EXC Factory Edition 2015**

125 EXC Factory Edition EU 2015

Enduro E1 4 stroke**250 EXC-F****250 EXC-F 2014**

250 EXC-F EU 2014
250 EXC-F AU 2014

250 EXC-F 2015

250 EXC-F EU 2015
250 EXC-F AU 2015
250 EXC-F BR 2015

250 EXC-F 2016

250 EXC-F EU 2016

250 EXC-F AU 2016

250 EXC-F BR 2016

250 EXC-F 2017

250 EXC-F EU 2017

250 EXC-F AU 2017

250 EXC-F US 2017

250 EXC-F BR 2017

250 EXC-F 2018

250 EXC-F EU 2018

250 EXC-F AU 2018

250 EXC-F US 2018

250 EXC-F BR 2018

250 EXC-F AR 2018

250 EXC-F 2019

250 EXC-F EU 2019

250 EXC-F AU 2019

250 EXC-F US 2019

250 EXC-F BR 2019

250 EXC-F AR 2019

250 EXC-F 2020

250 EXC-F EU 2020

250 EXC-F BR 2020

250 EXC-F 2021

250 EXC-F EU 2021

250 EXC-F BR 2021

250 EXC-F 2022

250 EXC-F EU 2022

250 EXC-F BR 2022

250 EXC-F Six Days**250 EXC-F Six Days 2014**

250 EXC-F Six Days EU 2014

250 EXC-F Six Days 2015

250 EXC-F Six Days EU 2015

250 EXC-F Six Days 2016

250 EXC-F Six Days EU 2016

250 EXC-F Six Days 2017

250 EXC-F Six Days EU 2017

250 EXC-F Six Days 2018

250 EXC-F Six Days EU 2018

250 EXC-F Six Days 2019

250 EXC-F Six Days EU 2019

250 EXC-F Six Days 2020

250 EXC-F SIX DAYS EU 2020

250 EXC-F Six Days 2021

250 EXC-F SIX DAYS EU 2021

250 EXC-F Six Days 2022

250 EXC-F SIX DAYS EU 2022

250 EXC-F Factory Edition**250 EXC-F Factory Edition 2015**

250 EXC-F Factory Edition EU 2015

Enduro E2**Enduro E2 2 stroke****150 EXC****150 EXC TPI 2020**

					150 EXC TPI EU 2020
				150 EXC TPI 2021	
					150 EXC TPI EU 2021
				150 EXC TPI 2022	
					150 EXC TPI EU 2022
			200 EXC		
				200 EXC 2014	
					200 EXC EU 2014
					200 EXC AU 2014
				200 EXC 2015	
					200 EXC EU 2015
					200 EXC AU 2015
				200 EXC 2016	
					200 EXC EU 2016
					200 EXC AU 2016
			250 EXC		
				250 EXC 2014	
					250 EXC EU 2014
					250 EXC AU 2014
				250 EXC 2015	
					250 EXC EU 2015
					250 EXC AU 2015
				250 EXC 2016	
					250 EXC EU 2016
					250 EXC AU 2016
				250 EXC 2017	
					250 EXC EU 2017
					250 EXC AU 2017
				250 EXC 2018	
					250 EXC TPI EU 2018
					250 EXC AU 2018
				250 EXC 2019	
					250 EXC TPI EU 2019
				250 EXC 2020	
					250 EXC TPI EU 2020
				250 EXC 2021	
					250 EXC TPI EU 2021
				250 EXC 2022	
					250 EXC TPI EU 2022
			250 EXC Six Days		
				250 EXC Six Days 2014	
					250 EXC Six Days EU 2014
				250 EXC Six Days 2015	
					250 EXC Six Days EU 2015
				250 EXC Six Days 2016	
					250 EXC Six Days EU 2016
				250 EXC Six Days 2017	
					250 EXC Six Days EU 2017
				250 EXC Six Days 2018	
					250 EXC Six Days TPI EU 2018
				250 EXC Six Days 2019	
					250 EXC Six Days TPI EU 2019
				250 EXC Six Days 2020	
					250 EXC Six Days TPI EU 2020

250 EXC Six Days 2021

250 EXC SIX DAYS TPI EU 2021

250 EXC Six Days 2022

250 EXC SIX DAYS TPI EU 2022

250 EXC Factory Edition**250 EXC Factory Edition 2015**

250 EXC Factory Edition EU 2015

Enduro E2 4 stroke**350 EXC-F****350 EXC-F 2014**

350 EXC-F EU 2014

350 EXC-F AU 2014

350 EXC-F US 2014

350 EXC-F 2015

350 EXC-F EU 2015

350 EXC-F AU 2015

350 EXC-F US 2015

350 EXC-F BR 2015

350 EXC-F 2016

350 EXC-F EU 2016

350 EXC-F AU 2016

350 EXC-F US 2016

350 EXC-F BR 2016

350 EXC-F 2017

350 EXC-F EU 2017

350 EXC-F AU 2017

350 EXC-F US 2017

350 EXC-F BR 2017

350 EXC-F 2018

350 EXC-F EU 2018

350 EXC-F AU 2018

350 EXC-F US 2018

350 EXC-F BR 2018

350 EXC-F 2019

350 EXC-F EU 2019

350 EXC-F AU 2019

350 EXC-F US 2019

350 EXC-F BR 2019

350 EXC-F 2020

350 EXC-F EU 2020

350 EXC-F US 2020

350 EXC-F BR 2020

350 EXC-F 2021

350 EXC-F EU 2021

350 EXC-F US 2021

350 EXC-F BR 2021

350 EXC-F WESS EU 2021

350 EXC-F 2022

350 EXC-F EU 2022

350 EXC-F AR 2022

350 EXC-F BR 2022

350 EXC-F US 2022

350 EXC-F FACTORY EDITION EU 2022

350 EXC-F Six Days

350 EXC-F Six Days 2014

350 EXC-F Six Days EU 2014

350 EXC-F Six Days 2015

350 EXC-F Six Days EU 2015

350 EXC-F Six Days 2016

350 EXC-F Six Days EU 2016

350 EXC-F Six Days 2017

350 EXC-F Six Days EU 2017

350 EXC-F Six Days 2018

350 EXC-F Six Days EU 2018

350 EXC-F Six Days BR 2018

350 EXC-F Six Days 2019

350 EXC-F Six Days EU 2019

350 EXC-F Six Days BR 2019

350 EXC-F Six Days 2020

350 EXC-F SIX DAYS EU 2020

350 EXC-F SIX DAYS BR 2020

350 EXC-F Six Days 2021

350 EXC-F SIX DAYS EU 2021

350 EXC-F SIX DAYS BR 2021

350 EXC-F SIX DAYS CN 2021

350 EXC-F Six Days 2022

350 EXC-F SIX DAYS EU 2022

350 EXC-F SIX DAYS BR 2022

350 EXC-F SIX DAYS ASEAN 2022

350 EXC-F SIX DAYS CN 2022

350 EXC-F Factory Edition**350 EXC-F Factory Edition 2015**

350 EXC-F Factory Edition EU 2015

450 EXC**450 EXC 2014**

450 EXC EU 2014

450 EXC AU 2014

450 EXC 2015

450 EXC EU 2015

450 EXC AU 2015

450 EXC 2016

450 EXC EU 2016

450 EXC AU 2016

450 EXC 2017

450 EXC-F EU 2017

450 EXC-F AU 2017

450 EXC 2018

450 EXC-F EU 2018

450 EXC-F AU 2018

450 EXC 2019

450 EXC-F EU 2019

450 EXC-F AU 2019

450 EXC 2020

450 EXC-F EU 2020

450 EXC 2021

450 EXC-F EU 2021

450 EXC 2022

450 EXC-F EU 2022

450 EXC Six Days**450 EXC Six Days 2014**

450 EXC Six Days EU 2014

450 EXC Six Days 2015

450 EXC Six Days EU 2015

450 EXC Six Days 2016

450 EXC Six Days EU 2016

450 EXC Six Days 2017

450 EXC-F Six Days EU 2017

450 EXC-F Six Days US 2017

450 EXC Six Days 2018

450 EXC-F Six Days EU 2018

450 EXC-F Six Days US 2018

450 EXC Six Days 2019

450 EXC-F Six Days EU 2019

450 EXC-F Six Days US 2019

450 EXC Six Days 2020

450 EXC-F Six Days EU 2020

450 EXC Six Days 2021

450 EXC-F SIX DAYS EU 2021

450 EXC Six Days 2022

450 EXC-F SIX DAYS EU 2022

450 EXC Factory Edition**450 EXC Factory Edition 2015**

450 EXC Factory Edition EU 2015

Enduro E3**Enduro E3 2 stroke****300 EXC****300 EXC 2014**

300 EXC EU 2014

300 EXC AU 2014

300 EXC 2015

300 EXC EU 2015

300 EXC AU 2015

300 EXC BR 2015

300 EXC 2016

300 EXC EU 2016

300 EXC AU 2016

300 EXC BR 2016

300 EXC 2017

300 EXC EU 2017

300 EXC AU 2017

300 EXC BR 2017

300 EXC 2018

300 EXC TPI EU 2018

300 EXC AU 2018

300 EXC BR 2018

300 EXC 2019

300 EXC TPI EU 2019

300 EXC BR 2019

300 EXC 2020

300 EXC TPI EU 2020

300 EXC BR 2020

300 EXC TPI ERZBERGRODEO EU 2020

300 EXC 2020

300 EXC TPI EU 2020
 300 EXC BR 2020
 300 EXC TPI ERZBERGRODEO EU 2020

300 EXC 2021

300 EXC TPI EU 2021
 300 EXC TPI ERZBERGRODEO EU 2021
 300 EXC BR 2021

300 EXC 2022

300 EXC TPI EU 2022
 300 EXC TPI ERZBERGRODEO EU 2022
 300 EXC BR 2022

300 EXC Six Days**300 EXC Six Days 2014**

300 EXC Six Days EU 2014

300 EXC Six Days 2015

300 EXC Six Days EU 2015

300 EXC Six Days 2016

300 EXC Six Days EU 2016

300 EXC Six Days 2017

300 EXC Six Days EU 2017

300 EXC Six Days 2018

300 EXC Six Days TPI EU 2018

300 EXC Six Days 2019

300 EXC Six Days TPI EU 2019

300 EXC Six Days 2020

300 EXC Six Days TPI EU 2020

300 EXC Six Days 2021

300 EXC SIX DAYS TPI EU 2021
 300 EXC SIX DAYS TPI CN 2021

300 EXC Six Days 2022

300 EXC SIX DAYS TPI EU 2022
 300 EXC SIX DAYS TPI CN 2022
 300 EXC SIX DAYS TPI ASEAN 2022

300 EXC Factory Edition**300 EXC Factory Edition 2015**

300 EXC Factory Edition EU 2015

Enduro E3 4 stroke**500 EXC****500 EXC 2014**

500 EXC EU 2014
 500 EXC AU 2014
 500 EXC US 2014

500 EXC 2015

500 EXC EU 2015
 500 EXC AU 2015
 500 EXC US 2015

500 EXC 2016

500 EXC EU 2016
 500 EXC AU 2016
 500 EXC US 2016

500 EXC 2017

500 EXC-F EU 2017
 500 EXC-F AU 2017

500 EXC-F US 2017

500 EXC 2018

500 EXC-F EU 2018

500 EXC-F AU 2018

500 EXC-F US 2018

500 EXC 2019

500 EXC-F EU 2019

500 EXC-F AU 2019

500 EXC-F US 2019

500 EXC 2020

500 EXC-F EU 2020

500 EXC-F US 2020

500 EXC 2021

500 EXC-F EU 2021

500 EXC-F US 2021

500 EXC 2022

500 EXC-F EU 2022

500 EXC-F US 2022

500 EXC Six Days**500 EXC Six Days 2014**

500 EXC Six Days EU 2014

500 EXC Six Days 2015

500 EXC Six Days EU 2015

500 EXC Six Days 2016

500 EXC Six Days EU 2016

500 EXC Six Days US 2016

500 EXC Six Days 2017

500 EXC-F Six Days EU 2017

500 EXC Six Days 2018

500 EXC-F Six Days EU 2018

500 EXC Six Days 2019

500 EXC-F Six Days EU 2019

500 EXC Six Days 2020

500 EXC-F Six Days EU 2020

500 EXC-F Six Days US 2020

500 EXC Six Days 2021

500 EXC-F SIX DAYS EU 2021

500 EXC-F SIX DAYS US 2021

500 EXC Six Days 2022

500 EXC-F SIX DAYS EU 2022

500 EXC-F SIX DAYS US 2022

Rally**Rally 4 stroke****450 Rally****450 Rally 2014**

450 RALLY Factory Replica 2014

450 Rally 2015

450 RALLY Factory Replica 2015

450 Rally 2016

450 RALLY Factory Replica 2016

450 Rally 2017

450 RALLY Factory Replica 2017

450 RALLY Factory Replica US 2017

450 Rally 2019

450 RALLY Factory Replica 2019

450 Rally 2020

450 RALLY Factory Replica 2020

450 Rally 2021

450 RALLY FACTORY REPLICA 2021

450 Rally 2022

450 RALLY FACTORY REPLICA 2022

Freeride**Freeride Dual Sport****Freeride Dual Sport 2 stroke****Freeride 250 R****Freeride 250 R 2014**

Freeride 250 R EU 2014

Freeride 250 R AU 2014

Freeride 250 R 2015

Freeride 250 R EU 2015

Freeride 250 R AU 2015

Freeride 250 R US 2015

Freeride 250 R 2016

Freeride 250 R EU 2016

Freeride 250 R AU 2016

Freeride 250 R US 2016

Freeride 250 R 2017

Freeride 250 R EU 2017

Freeride 250 R US 2017

Freeride Dual Sport 4 stroke**Freeride 250 F****Freeride 250 F 2018**

Freeride 250 F EU 2018

Freeride 250 F 2019

Freeride 250 F EU 2019

Freeride 250 F 2020

Freeride 250 F EU 2020

Freeride 350**Freeride 350 2014**

Freeride 350 EU 2014

Freeride 350 AU 2014

Freeride 350 2015

Freeride 350 EU 2015

Freeride 350 AU 2015

Freeride 350 2016

Freeride 350 EU 2016

Freeride 350 AU 2016

Freeride 350 2017

Freeride 350 EU 2017

Freeride 350 AU 2017

Freeride E-Ride**Freeride E-Ride Electro****Freeride E-SX****Freeride E-SX 2014**

Freeride E-SX EU 2014

Freeride E-SX 2015

Freeride E-SX EU 2015

Freeride E-SX 2016

Freeride E-SX EU 2016

Freeride E-XC**Freeride E-XC 2015**

Freeride E-XC EU 2015

Freeride E-XC 2016

Freeride E-XC EU 2016

Freeride E-XC 2017

Freeride E-XC EU 2017

Freeride E-XC 2018

Freeride E-XC EU 2018

Freeride E-XC NG EU 2018

Freeride E-XC 2019

Freeride E-XC EU 2019

Freeride E-XC 2020

Freeride E-XC EU 2020

Freeride E-XC 2021

FREERIDE E-XC EU 2021

Freeride E-XC 2022

FREERIDE E-XC EU 2022

Cross Country**Cross Country E1****Cross Country E1 2 stroke****125 XC****125 XC 2021**

125 XC US 2021

125 XC 2022

125 XC US 2022

125 XC-W**125 XC-W 2017**

125 XC-W EU 2017

125 XC-W 2018

125 XC-W EU 2018

125 XC-W 2019

125 XC-W EU 2019

150 XC**150 XC 2014**

150 XC US 2014

150 XC-W**150 XC-W 2017**

150 XC-W US 2017

150 XC-W 2018

150 XC-W US 2018

150 XC-W 2019

150 XC-W US 2019

150 XC-W 2020

150 XC-W TPI US 2020

150 XC-W 2021

150 XC-W TPI US 2021

150 XC-W 2022

150 XC-W TPI US 2022

Cross Country E1 4 stroke**250 XC-F****250 XC-F 2014**

250 XC-F US 2014

- 250 XC-F 2015**
- 250 XC-F US 2015
- 250 XC-F 2016**
- 250 XC-F US 2016
- 250 XC-F 2017**
- 250 XC-F US 2017
- 250 XC-F 2018**
- 250 XC-F US 2018
- 250 XC-F 2019**
- 250 XC-F US 2019
- 250 XC-F 2020**
- 250 XC-F US 2020
- 250 XC-F 2021**
- 250 XC-F US 2021
- 250 XC-F 2022**
- 250 XC-F US 2022

250 XCF-W

- 250 XCF-W 2014**
- 250 XCF-W US 2014
- 250 XCF-W 2015**
- 250 XCF-W US 2015
- 250 XCF-W 2016**
- 250 XCF-W US 2016

Cross Country E2

Cross Country E2 2 stroke

200 XC-W

- 200 XC-W 2014**
- 200 XC-W US 2014
- 200 XC-W 2015**
- 200 XC-W US 2015
- 200 XC-W 2016**
- 200 XC-W US 2016

250 XC-W

- 250 XC-W 2014**
- 250 XC-W US 2014
- 250 XC-W 2015**
- 250 XC-W US 2015
- 250 XC-W 2016**
- 250 XC-W US 2016
- 250 XC-W 2017**
- 250 XC-W US 2017
- 250 XC-W 2018**
- 250 XC-W US 2018
- 250 XC-W TPI US 2018
- 250 XC-W 2019**
- 250 XC-W TPI US 2019
- 250 XC-W 2020**
- 250 XC-W TPI US 2020
- 250 XC-W 2021**
- 250 XC-W TPI US 2021
- 250 XC-W 2022**
- 250 XC-W TPI US 2022

250 XC

- 250 XC 2014**

250 XC US/EU 2014

250 XC 2015

250 XC US/EU 2015

250 XC 2016

250 XC US/EU 2016

250 XC 2017

250 XC US 2017

250 XC 2018

250 XC US 2018

250 XC 2019

250 XC US 2019

250 XC 2020

250 XC TPI US 2020

250 XC 2021

250 XC TPI US 2021

250 XC 2022

250 XC TPI US 2022

Cross Country E2 4 stroke**350 XC-F****350 XC-F 2014**

350 XC-F US 2014

350 XC-F 2015

350 XC-F US 2015

350 XC-F 2016

350 XC-F US 2016

350 XC-F 2017

350 XC-F US 2017

350 XC-F 2018

350 XC-F US 2018

350 XC-F 2019

350 XC-F US 2019

350 XC-F 2020

350 XC-F US 2020

350 XC-F 2021

350 XC-F US 2021

350 XC-F US KAILUB RUSSELL 2021

350 XC-F 2022

350 XC-F US 2022

350 XC-F US FACTORY EDITION 2022

350 XCF-W**350 XCF-W 2014**

350 XCF-W US 2014

350 XCF-W 2015

350 XCF-W US 2015

350 XCF-W 2016

350 XCF-W US 2016

350 XCF-W 2020

350 XCF-W US 2020

350 XCF-W 2021

350 XCF-W US 2021

350 XCF-W 2022

350 XCF-W US 2022

350 XCF-W Six Days**350 XCF-W Six Days 2014**

350 XCF-W Six Days US 2014

350 XCF-W Six Days 2015

350 XCF-W Six Days US 2015

350 XCF-W Six Days 2016

350 XCF-W Six Days US 2016

450 XC-F**450 XC-F 2014**

450 XC-F US 2014

450 XC-F 2015

450 XC-F US 2015

450 XC-F 2016

450 XC-F US 2016

450 XC-F 2017

450 XC-F US 2017

450 XC-F 2018

450 XC-F US 2018

450 XC-F 2019

450 XC-F US 2019

450 XC-F 2020

450 XC-F US 2020

450 XC-F 2021

450 XC-F US 2021

450 XC-F 2022

450 XC-F US 2022

450 XC-W**450 XC-W 2014**

450 XC-W US 2014

450 XC-W 2015

450 XC-W US 2015

450 XC-W 2016

450 XC-W US 2016

Cross Country E3**Cross Country E3 2 stroke****300 XC****300 XC 2014**

300 XC US/EU 2014

300 XC 2015

300 XC US/EU 2015

300 XC 2016

300 XC US/EU 2016

300 XC 2017

300 XC US 2017

300 XC 2018

300 XC US 2018

300 XC 2019

300 XC US 2019

300 XC 2020

300 XC TPI US 2020

300 XC 2021

300 XC TPI US 2021

300 XC 2022

300 XC TPI US 2022

300 XC-W**300 XC-W 2014**

				300 XC-W US 2014
			300 XC-W 2015	
				300 XC-W US 2015
			300 XC-W 2016	
				300 XC-W US 2016
			300 XC-W 2017	
				300 XC-W US 2017
			300 XC-W 2018	
				300 XC-W US 2018
			300 XC-W 2019	
				300 XC-W TPI US 2019
			300 XC-W 2020	
				300 XC-W TPI US 2020
				300 XC-W TPI ERZBERGRODEO US 2020
			300 XC-W 2021	
				300 XC-W TPI US 2021
				300 XC-W TPI ERZBERGRODEO US 2021
			300 XC-W 2022	
				300 XC-W TPI US 2022
				300 XC-W TPI ERZBERGRODEO US 2022
			300 XC-W Six Days	
			300 XC-W Six Days 2014	
				300 XC-W Six Days US 2014
			300 XC-W Six Days 2015	
				300 XC-W Six Days US 2015
			300 XC-W Six Days 2016	
				300 XC-W Six Days US 2016
			300 XC-W Six Days 2017	
				300 XC-W Six Days US 2017
			300 XC-W Six Days 2018	
				300 XC-W Six Days US 2018
			300 XC-W Six Days 2019	
				300 XC-W Six Days TPI US 2019
			300 XC-W Six Days 2020	
				300 XC-W Six Days TPI US 2020
			Cross Country E3 4 stroke	
			500 XC-W	
			500 XC-W 2014	
				500 XC-W US 2014
			500 XC-W 2015	
				500 XC-W US 2015
			500 XC-W 2016	
				500 XC-W US 2016
			500 XC-W 2020	
				500 XCF-W US 2020
			500 XCF-W 2021	
				500 XCF-W US 2021
			500 XCF-W 2022	
				500 XCF-W US 2022
	Street			
		Supermoto		
			Supermoto Competition	
				Supermoto Competition 4 stroke
				450 SMR

450 SMR 2014

450 SMR 2014

450 SMR 2021

450 SMR 2021

450 SMR 2022

450 SMR 2022

Supermoto / Dual Sport**Supermoto / Dual Sport SM Mid****690 SMC R****690 SMC R 2014**

690 SMC R EU 2014

690 SMC R AU 2014

690 SMC R 2015

690 SMC R EU 2015

690 SMC R 2016

690 SMC R EU 2016

690 SMC R AU 2016

690 SMC R 2017

690 SMC R EU 2017

690 SMC R 2019

690 SMC R EU 2019

690 SMC R US 2019

690 SMC R 2020

690 SMC R EU 2020

690 SMC R US 2020

690 SMC R 2021

690 SMC R EU 2021

690 SMC R US 2021

Supermoto E-Ride**Supermoto E-Ride Electro****Freeride E-SM****Freeride E-SM 2015**

Freeride E-SM EU 2015

Freeride E-SM 2016

Freeride E-SM EU 2016

Travel**Travel Enduro****Travel Mid****790 Adventure R****790 Adventure R 2019**

790 Adventure R EU 2019

790 Adventure R US 2019

790 Adventure R 2020

790 Adventure R EU 2020

790 Adventure R US 2020

790 Adventure R ASEAN 2020

790 Adventure R CN 2020

790 Adventure R PH 2020

790 Adventure R 2021

790 ADVENTURE R ASEAN 2021

790 ADVENTURE R AR 2021

790 ADVENTURE R CN 2021

790 ADVENTURE R PH 2021

790 Adventure S

790 Adventure S 2019

790 Adventure EU 2019

790 Adventure US 2019

790 Adventure S 2020

790 Adventure EU 2020

790 Adventure US 2020

790 Adventure ASEAN 2020

790 Adventure CN 2020

790 Adventure IN 2020

790 Adventure PH 2020

790 Adventure S 2021

790 ADVENTURE AR 2021

790 ADVENTURE ASEAN 2021

790 ADVENTURE CN 2021

790 ADVENTURE PH 2021

790 Adventure R Rally**790 Adventure R Rally 2020**

790 Adventure R Rally EU 2020

790 Adventure R Rally US 2020

890 Adventure**890 Adventure 2021**

890 ADVENTURE EU 2021

890 ADVENTURE L EU 2021

890 ADVENTURE US 2021

890 Adventure R / Rally**890 Adventure R / Rally 2021**

890 ADVENTURE R EU 2021

890 ADVENTURE R US 2021

890 ADVENTURE R RALLY EU 2021

890 ADVENTURE R RALLY US 2021

Travel Big**1050 Adventure****1050 Adventure 2015**

1050 Adventure EU 2015

1050 Adventure AU 2015

1050 Adventure 2016

1050 Adventure EU 2016

1050 Adventure AU 2016

1050 Adventure MY 2016

1090 Adventure**1090 Adventure 2017**

1090 Adventure EU 2017

1090 Adventure L EU 2017

1090 Adventure CN 2017

1090 Adventure 2018

1090 Adventure EU 2018

1090 Adventure L EU 2018

1090 Adventure CN 2018

1090 Adventure R**1090 Adventure R 2017**

1090 Adventure R EU 2017

1090 Adventure R US 2017

1090 Adventure R 2018

1090 Adventure R EU 2018

1090 Adventure R US 2018

1090 Adventure R CN 2018

1090 Adventure R 2019

1090 Adventure R EU 2019

1090 Adventure R US 2019

1090 Adventure S**1090 Adventure S 2019**

1090 Adventure S EU 2019

1090 Adventure L EU 2019

1190 Adventure**1190 Adventure 2014**

1190 Adventure EU 2014

1190 Adventure FR 2014

1190 Adventure AU 2014

1190 Adventure JP 2014

1190 Adventure US 2014

1190 Adventure CN 2014

1190 Adventure 2015

1190 Adventure EU 2015

1190 Adventure FR 2015

1190 Adventure AU 2015

1190 Adventure JP 2015

1190 Adventure US 2015

1190 Adventure BR 2015

1190 Adventure CN 2015

1190 Adventure 2016

1190 Adventure EU 2016

1190 Adventure FR 2016

1190 Adventure AU 2016

1190 Adventure JP 2016

1190 Adventure US 2016

1190 Adventure CN 2016

1190 Adventure R**1190 Adventure R 2014**

1190 Adventure R EU 2014

1190 Adventure R FR 2014

1190 Adventure R AU 2014

1190 Adventure R JP 2014

1190 Adventure R US 2014

1190 Adventure R CN 2014

1190 Adventure R 2015

1190 Adventure R EU 2015

1190 Adventure R FR 2015

1190 Adventure R AU 2015

1190 Adventure R JP 2015

1190 Adventure R US 2015

1190 Adventure R CN 2015

1190 Adventure R 2016

1190 Adventure R EU 2016

1190 Adventure R FR 2016

1190 Adventure R AU 2016

1190 Adventure R JP 2016

1190 Adventure R US 2016

1290 Super Adventure

1290 Super Adventure 2015

1290 Super Adventure EU 2015
 1290 Super Adventure FR 2015
 1290 Super Adventure AU 2015
 1290 Super Adventure JP 2015
 1290 Super Adventure US 2015
 1290 Super Adventure CN 2015

1290 Super Adventure 2016

1290 Super Adventure EU 2016
 1290 Super Adventure FR 2016
 1290 Super Adventure AU 2016
 1290 Super Adventure JP 2016
 1290 Super Adventure US 2016
 1290 Super Adventure CN 2016

1290 Super Adventure T**1290 Super Adventure T 2017**

1290 Super Adventure T EU 2017
 1290 Super Adventure T US 2017

1290 Super Adventure S**1290 Super Adventure S 2017**

1290 Super Adventure S EU 2017
 1290 Super Adventure S AU 2017
 1290 Super Adventure S JP 2017
 1290 Super Adventure S CN 2017

1290 Super Adventure S 2018

1290 Super Adventure S EU 2018
 1290 Super Adventure S US 2018
 1290 Super Adventure S JP 2018
 1290 Super Adventure S CN 2018

1290 Super Adventure S 2019

1290 Super Adventure S EU 2019
 1290 Super Adventure S US 2019
 1290 Super Adventure S JP 2019
 1290 Super Adventure S CN 2019

1290 Super Adventure S 2020

1290 Super Adventure S EU 2020
 1290 Super Adventure S US 2020
 1290 Super Adventure S CN 2020

1290 Super Adventure S 2021

1290 SUPER ADVENTURE S EU 2021
 1290 SUPER ADVENTURE S JP 2021
 1290 SUPER ADVENTURE S CN 2021

1290 Super Adventure R**1290 Super Adventure R 2017**

1290 Super Adventure R EU 2017
 1290 Super Adventure R TKC EU 2017
 1290 Super Adventure R TKC AU 2017
 1290 Super Adventure R TKC JP 2017
 1290 Super Adventure R TKC US 2017

1290 Super Adventure R 2018

1290 Super Adventure R EU 2018
 1290 Super Adventure R TKC EU 2018
 1290 Super Adventure R TKC CN 2018
 1290 Super Adventure R TKC JP 2018

1290 Super Adventure R TKC US 2018

1290 Super Adventure R 2019

1290 Super Adventure R EU 2019
 1290 Super Adventure R TKC EU 2019
 1290 Super Adventure R TKC CN 2019
 1290 Super Adventure R TKC JP 2019
 1290 Super Adventure R TKC US 2019

1290 Super Adventure R 2020

1290 Super Adventure R EU 2020
 1290 Super Adventure R TKC EU 2020
 1290 Super Adventure R TKC CN 2020
 1290 Super Adventure R TKC US 2020

1290 Super Adventure R 2021

1290 SUPER ADVENTURE R EU 2021
 1290 SUPER ADVENTURE R OT EU 2021
 1290 SUPER ADVENTURE R CN 2021
 1290 SUPER ADVENTURE R OT JP 2021

Travel Small**250 Adventure****250 Adventure 2020**

250 ADVENTURE AR 2020
 250 ADVENTURE B.D. ASEAN 2020
 250 ADVENTURE B.D. AU 2020
 250 ADVENTURE CKD BR 2020
 250 ADVENTURE CN 2020
 250 ADVENTURE CKD CN 2020
 250 ADVENTURE CKD CO 2020
 250 ADVENTURE B.D. EU 2020
 250 ADVENTURE B.D. 2 EU 2020
 250 ADVENTURE B.D. JP 2020
 250 ADVENTURE CKD MY 2020
 250 ADVENTURE CKD PH 2020
 250 ADVENTURE CKD TH 2020
 250 Adventure US 2020

250 Adventure 2021

250 ADVENTURE AR 2021
 250 ADVENTURE CO 2021
 250 ADVENTURE EU 2021
 250 ADVENTURE B.D. EU 2021
 250 ADVENTURE JP 2021
 250 ADVENTURE MY 2021
 250 ADVENTURE TH 2021

390 Adventure**390 Adventure 2020**

390 Adventure AR 2020
 390 Adventure AU 2020
 390 Adventure BR 2020
 390 Adventure CN 2020
 390 Adventure CO 2020
 390 Adventure EU 2020
 390 Adventure B.D. EU 2020
 390 Adventure B.D. 2 EU 2020
 390 Adventure JP 2020
 390 Adventure MY 2020

390 Adventure PH 2020
 390 Adventure TH 2020
 390 Adventure US 2020

390 Adventure 2021

390 ADVENTURE AR 2021
 390 ADVENTURE AU 2021
 390 ADVENTURE CN 2021
 390 ADVENTURE CN 2 2021
 390 ADVENTURE CO 2021
 390 ADVENTURE EU 2021
 390 ADVENTURE B.D. EU 2021
 390 ADVENTURE B.D. 2 EU 2021
 390 ADVENTURE JP 2021
 390 ADVENTURE MY 2021
 390 ADVENTURE PH 2021
 390 ADVENTURE TH 2021
 390 ADVENTURE US 2021

Dual Sport Enduro

Dual Sport Enduro Mid

690 Enduro R

690 Enduro R 2014

690 Enduro R EU 2014
 690 Enduro R AU 2014
 690 Enduro R US 2014

690 Enduro R 2015

690 Enduro R EU 2015
 690 Enduro R AU 2015
 690 Enduro R US 2015

690 Enduro R 2016

690 Enduro R EU 2016
 690 Enduro R AU 2016
 690 Enduro R US 2016

690 Enduro R 2017

690 Enduro R EU 2017
 690 Enduro R US 2017

690 Enduro R 2018

690 Enduro R EU 2018
 690 Enduro R US 2018

690 Enduro R 2019

690 Enduro R EU 2019
 690 Enduro R US 2019

690 Enduro R 2020

690 Enduro R EU 2020
 690 Enduro R US 2020

690 Enduro R 2021

690 ENDURO R EU 2021
 690 ENDURO R US 2021

Naked Bike

Naked Bike Naked

Naked Small

125 Duke

125 Duke 2014

125 Duke EU 2014

125 Duke 2015

125 Duke EU 2015

125 Duke 2016

125 Duke EU 2016

125 Duke 2017

125 Duke EU 2017

125 Duke 2018

125 Duke EU 2018

125 Duke B.D. EU 2018

125 Duke 2019

125 Duke EU 2019

125 Duke B.D. EU 2019

125 Duke 2020

125 Duke EU 2020

125 Duke B.D. EU 2020

125 Duke 2021

125 DUKE EU 2021

125 DUKE B.D. EU 2021

200 Duke**200 Duke 2014**

200 Duke EU 2014

200 Duke AR 2014

200 Duke ASIA 2014

200 Duke CN 2014

200 Duke 2015 CO 2014

200 Duke MY 2014

200 Duke 2015

200 Duke EU 2015

200 Duke AR 2015

200 Duke ASIA 2015

200 Duke BR 2015

200 Duke CN 2015

200 Duke 2016 CO 2015

200 Duke MY 2015

200 Duke TH 2015

200 Duke 2016

200 Duke EU 2016

200 Duke AR 2016

200 Duke ASEAN 2016

200 Duke 2017 BR 2016

200 Duke CN 2016

200 Duke 2017 CO 2016

200 Duke MY 2016

200 Duke TH 2016

200 Duke 2017

200 Duke EU 2017

200 Duke AR 2017

200 Duke BR 2017

200 Duke CN 2017

200 Duke 2018 CO 2017

200 Duke MY 2017

200 Duke PH 2017

200 Duke TH 2017

200 Duke 2018

200 Duke EU 2018

200 Duke B.D. EU 2018
200 Duke AR 2018
200 Duke BR 2018
200 Duke CO 2018
200 Duke MY 2018
200 Duke PH 2018
200 Duke TH 2018

200 Duke 2019

200 Duke EU 2019
200 Duke B.D. EU 2019
200 Duke B.D. ASEAN EU 2019
200 Duke AR 2019
200 Duke B.D. AR 2019
200 Duke BR 2019
200 Duke B.D. BR 2019
200 Duke CO 2019
200 Duke B.D. CO 2019
200 Duke MY 2019
200 Duke PH 2019
200 Duke TH 2019

200 Duke 2020

200 Duke AR 2020
200 Duke B.D. AR 2020
200 Duke ASEAN 2020
200 Duke BR 2020
200 Duke B.D. BR 2020
200 Duke CO 2020
200 Duke B.D. CO 2020
200 Duke EU 2020
200 Duke B.D. EU 2020
200 Duke B.D. 2 EU 2020
200 Duke MY 2020
200 Duke B.D. MY 2020
200 Duke PH 2020
200 Duke B.D. PH 2020
200 Duke AR 2020
200 Duke B.D. ASEAN 2020
200 Duke ASEAN 2020
200 Duke BR 2020
200 Duke CO 2020
200 Duke EU 2020
200 Duke B.D. EU 2020
200 Duke MY 2020
200 Duke PH 2020
200 Duke TH 2020
200 Duke US 2020

200 Duke 2021

200 DUKE AR 2021
200 DUKE 2 AR 2021
200 DUKE CO 2021
200 DUKE 2 CO 2021
200 DUKE B.D. EU 2021
200 DUKE B.D. 2 EU 2021
200 DUKE B.D. 3 EU 2021

200 Duke 4 EU 2021
 200 DUKE AR 2021
 200 DUKE CO 2021
 200 DUKE EU 2021
 200 DUKE B.D. EU 2021
 200 DUKE MY 2021
 200 DUKE PH 2021
 200 DUKE TH 2021
 200 DUKE US 2021

250 Duke**250 Duke 2015**

250 Duke EU 2015
 250 Duke MY 2015

250 Duke 2016

250 Duke EU 2016
 250 Duke JP 2016
 250 Duke MY 2016
 250 Duke TH 2016

250 Duke 2017

250 Duke EU 2017
 250 Duke JP 2017
 250 Duke AR 2017
 250 Duke BR 2017
 250 Duke 2018 CO 2017
 250 Duke MY 2017
 250 Duke PH 2017
 250 Duke TH 2017

250 Duke 2018

250 Duke EU 2018
 250 Duke B.D. EU 2018
 250 Duke JP 2018
 250 Duke AR 2018
 250 Duke BR 2018
 250 Duke CO 2018
 250 Duke MY 2018
 250 Duke PH 2018
 250 Duke TH 2018
 250 Duke CN 2018

250 Duke 2019

250 Duke B.D. EU 2019
 250 Duke B.D. 2 EU 2019
 250 Duke B.D. ASEAN EU 2019
 250 Duke B.D. ASEAN 2 EU 2019
 250 Duke JP 2019
 250 Duke AR 2019
 250 Duke CO 2019
 250 Duke MY 2019
 250 Duke PH 2019
 250 Duke TH 2019
 250 Duke CN 2019

250 Duke 2020

250 Duke B.D. EU 2020
 250 Duke B.D. 2 EU 2020
 250 Duke B.D 3 EU 2020

250 Duke B.D. 4 EU 2020
250 Duke B.D. ASEAN 2020
250 Duke B.D. 2 ASEAN 2020
250 Duke B.D. 3 ASEAN 2020
250 Duke B.D. 4 ASEAN 2020
250 Duke JP 2020
250 Duke AR 2020
250 Duke CO 2020
250 Duke MY 2020
250 Duke PH 2020
250 Duke TH 2020
250 Duke CN 2020
250 Duke BR 2020

250 Duke 2021

250 DUKE B.D. EU 2021
250 DUKE B.D. 2 EU 2021
250 DUKE B.D. 3 EU 2021
250 DUKE B.D. 4 EU 2021
250 DUKE B.D. ASEAN 2021
250 DUKE B.D. 3 ASEAN 2021
250 DUKE JP 2021
250 DUKE AR 2021
250 DUKE MY 2021
250 DUKE TH 2021
250 DUKE CN 2021

390 Duke**390 Duke 2014**

390 Duke EU 2014
390 Duke AU 2014
390 Duke JP 2014
390 Duke US 2014
390 Duke AR 2014
390 Duke ASIA 2014
390 Duke CN 2014
390 Duke 2015 CO 2014
390 Duke MY 2014

390 Duke 2015

390 Duke EU 2015
390 Duke AU 2015
390 Duke JP 2015
390 Duke US 2015
390 Duke AR 2015
390 Duke ASIA 2015
390 Duke BR 2015
390 Duke CN 2015
390 Duke 2016 CO 2015
390 Duke MY 2015
390 Duke TH 2015

390 Duke 2016

390 Duke EU 2016
390 Duke AU 2016
390 Duke JP 2016
390 Duke US 2016
390 Duke AR 2016

390 Duke ASIA 2016
390 Duke 2017 BR 2016
390 Duke 2017 CO 2016
390 Duke TH 2016

390 Duke 2017

390 Duke EU 2017
390 Duke AU 2017
390 Duke JP 2017
390 Duke US 2017
390 Duke AR 2017
390 Duke BR 2017
390 Duke 2018 CO 2017
390 Duke MY 2017
390 Duke PH 2017

390 Duke 2018

390 Duke EU 2018
390 Duke B.D. EU 2018
390 Duke AU 2018
390 Duke JP 2018
390 Duke US 2018
390 Duke AR 2018
390 Duke BR 2018
390 Duke CO 2018
390 Duke MY 2018
390 Duke PH 2018
390 Duke TH 2018
390 Duke CN 2018

390 Duke 2019

390 Duke EU 2019
390 Duke B.D. EU 2019
390 Duke AU 2019
390 Duke JP 2019
390 Duke US 2019
390 Duke AR 2019
390 Duke BR 2019
390 Duke CO 2019
390 Duke MY 2019
390 Duke PH 2019
390 Duke TH 2019
390 Duke CN 2019

390 Duke 2020

390 Duke EU 2020
390 Duke B.D. EU 2020
390 Duke B.D. 2 EU 2020
390 Duke AU 2020
390 Duke JP 2020
390 Duke US 2020
390 Duke AR 2020
390 Duke BR 2020
390 Duke CO 2020
390 Duke MY 2020
390 Duke PH 2020
390 Duke TH 2020
390 Duke CN 2020

390 Duke 2021

390 DUKE EU 2021
 390 DUKE B.D. EU 2021
 390 DUKE B.D. 2 EU 2021
 390 DUKE B.D. 3 EU 2021
 390 DUKE AU 2021
 390 DUKE JP 2021
 390 DUKE AR 2021
 390 DUKE BR 2021
 390 DUKE CO 2021
 390 DUKE MY 2021
 390 DUKE PH 2021
 390 DUKE TH 2021
 390 DUKE CN 2021
 390 DUKE US 2021

Naked Mid**690 Duke****690 Duke 2014**

690 Duke EU 2014
 690 Duke AU 2014
 690 Duke US 2014

690 Duke 2015

690 Duke EU 2015
 690 Duke US 2015
 690 Duke CN 2015

690 Duke 2016

690 Duke EU 2016
 690 Duke US 2016
 690 Duke CN 2016

690 Duke 2017

690 Duke EU 2017
 690 Duke US 2017
 690 Duke CN 2017

690 Duke 2018

690 Duke EU 2018
 690 Duke US 2018

690 Duke 2019

690 Duke EU 2019

690 Duke R**690 Duke R 2014**

690 Duke R EU 2014
 690 Duke R AU 2014
 690 Duke R MY 2014

690 Duke R 2015

690 Duke R EU 2015
 690 Duke R AU 2015

690 Duke R 2016

690 Duke R EU 2016
 690 Duke R AU 2016

690 Duke R 2017

690 Duke R EU 2017

790 Duke**790 Duke 2018**

790 Duke EU 2018

790 Duke L EU 2018

790 Duke 2019

790 Duke EU 2019

790 Duke L EU 2019

790 Duke US 2019

790 Duke CN 2019

790 Duke 2020

790 DUKE EU 2020

790 DUKE L EU 2020

790 DUKE US 2020

790 DUKE CN 2020

790 DUKE CKD CN 2020

790 DUKE ASEAN 2020

790 DUKE IN 2020

790 DUKE PH 2020

790 Duke 2021

790 DUKE CN 2021

790 DUKE ASEAN 2021

790 DUKE PH 2021

890 Duke**890 Duke 2021**

890 DUKE EU 2021

890 DUKE L EU 2021

890 DUKE US 2021

890 Duke R**890 Duke R 2020**

890 DUKE R EU 2020

890 DUKE R US 2020

890 Duke R 2021

890 DUKE R EU 2021

890 DUKE R US 2021

Naked Big**1290 Super Duke R****1290 Super Duke R 2014**

1290 Super Duke R EU 2014

1290 Super Duke R FR 2014

1290 Super Duke R AU 2014

1290 Super Duke R US 2014

1290 Super Duke R 2015

1290 Super Duke R EU 2015

1290 Super Duke R FR 2015

1290 Super Duke R AU 2015

1290 Super Duke R US 2015

1290 Super Duke R CN 2015

1290 Super Duke R 2016

1290 Super Duke R EU 2016

1290 Super Duke R FR 2016

1290 Super Duke R AU 2016

1290 Super Duke R US 2016

1290 Super Duke R CN 2016

1290 Super Duke R 2017

1290 Super Duke R EU 2017

1290 Super Duke R AU 2017

1290 Super Duke R JP 2017

1290 Super Duke R US 2017

1290 Super Duke R 2018

1290 Super Duke R EU 2018

1290 Super Duke R JP 2018

1290 Super Duke R US 2018

1290 Super Duke R 2019

1290 Super Duke R EU 2019

1290 Super Duke R JP 2019

1290 Super Duke R US 2019

1290 Super Duke R 2020

1290 Super Duke R EU 2020

1290 Super Duke R JP 2020

1290 Super Duke R US 2020

1290 Super Duke R / RR 2021

1290 SUPER DUKE R EU 2021

1290 SUPER DUKE R US 2021

1290 SUPER DUKE R JP 2021

1290 SUPER DUKE R CN 2021

1290 SUPER DUKE RR EU 2021

1290 Super Duke R Special Edition**1290 Super Duke R Special Edition 2016**

1290 Super Duke R Special Edition EU 2016

1290 Super Duke R Special Edition FR 2016

1290 Super Duke R Special Edition AU 2016

1290 Super Duke R Special Edition US 2016

Sport Bike**Super Bike****Super Bike Small****RC 125****RC 125 2014**

RC 125 EU 2014

RC 125 2015

RC 125 EU 2015

RC 125 2016

RC 125 EU 2016

RC 125 2017

RC 125 EU 2017

RC 125 2018

RC 125 EU 2018

RC 125 2019

RC 125 EU 2019

RC 125 2020

RC 125 EU 2020

RC 200**RC 200 2014**

RC 200 EU 2014

RC 200 ASIA 2014

RC 200 MY 2014

RC 200 2015

RC 200 EU 2015

RC 200 ASIA 2015

RC 200 2016 CO 2015

RC 200 MY 2015

RC 200 TH 2015

RC 200 2016

RC 200 EU 2016
RC 200 AR 2016
RC 200 ASIA 2016
RC 200 2017 CO 2016
RC 200 MY 2016
RC 200 TH 2016

RC 200 2017

RC 200 EU 2017
RC 200 AR 2017
RC 200 2018 CO 2017
RC 200 MY 2017
RC 200 PH 2017
RC 200 TH 2017

RC 200 2018

RC 200 EU 2018
RC 200 AR 2018
RC 200 CO 2018
RC 200 MY 2018
RC 200 PH 2018
RC 200 TH 2018

RC 200 2019

RC 200 EU 2019
RC 200 AR 2019
RC 200 CO 2019
RC 200 MY 2019
RC 200 PH 2019
RC 200 TH 2019

RC 200 2020

RC 200 EU 2020
RC 200 AR 2020
RC 200 CO 2020
RC 200 MY 2020
RC 200 PH 2020
RC 200 TH 2020

RC 200 2021

RC 200 CO 2021
RC 200 MY 2021
RC 200 PH 2021
RC 200 EU 2021

RC 250**RC 250 2015**

RC 250 EU 2015
RC 250 MY 2015

RC 250 2016

RC 250 EU 2016
RC 250 JP 2016
RC 250 MY 2016
RC 250 TH 2016

RC 250 2017

RC 250 EU 2017
RC 250 JP 2017
RC 250 MY 2017

RC 390

RC 390 2014

RC 390 EU 2014
RC 390 AU 2014
RC 390 JP 2014
RC 390 US 2014
RC 390 ASIA 2014
RC 390 MY 2014

RC 390 2015

RC 390 EU 2015
RC 390 AU 2015
RC 390 JP 2015
RC 390 US 2015
RC 390 ASIA 2015
RC 390 CN 2015
RC 390 2016 CO 2015
RC 390 MY 2015
RC 390 TH 2015

RC 390 2016

RC 390 EU 2016
RC 390 EU 2016
RC 390 ADAC CUP EU 2016
RC 390 AU 2016
RC 390 JP 2016
RC 390 US 2016
RC 390 CUP US 2016
RC 390 ASIA 2016
RC 390 CN 2016
RC 390 2017 CO 2016
RC 390 MY 2016
RC 390 TH 2016
RC 390 TH 2016

RC 390 2017

RC 390 EU 2017
RC 390 AU 2017
RC 390 JP 2017
RC 390 US 2017
RC 390 AR 2017
RC 390 CN 2017
RC 390 2018 CO 2017
RC 390 MY 2017
RC 390 PH 2017
RC 390 TH 2017

RC 390 2018

RC 390 EU 2018
RC 390 AU 2018
RC 390 JP 2018
RC 390 US 2018
RC 390 AR 2018
RC 390 CN 2018
RC 390 CO 2018
RC 390 MY 2018
RC 390 PH 2018
RC 390 TH 2018
RC 390 R EU 2018

RC 390 R US 2018

RC 390 2019

RC 390 EU 2019
 RC 390 AU 2019
 RC 390 JP 2019
 RC 390 US 2019
 RC 390 AR 2019
 RC 390 CN 2019
 RC 390 MY 2019
 RC 390 PH 2019
 RC 390 TH 2019
 RC 390 R EU 2019
 RC 390 R US 2019

RC 390 2020

RC 390 EU 2020
 RC 390 B.D. EU 2020
 RC 390 AU 2020
 RC 390 JP 2020
 RC 390 US 2020
 RC 390 AR 2020
 RC 390 CN 2020
 RC 390 CO 2020
 RC 390 MY 2020
 RC 390 PH 2020
 RC 390 TH 2020

RC 390 2021

RC 390 B.D. EU 2021
 RC 390 AU 2021
 RC 390 JP 2021
 RC 390 US 2021
 RC 390 CN 2021
 RC 390 TH 2021

Super Bike Big**1190 RC8 R****1190 RC8 R 2014**

1190 RC8 R EU/GB 2014
 1190 RC8 R FR 2014
 1190 RC8 R JP 2014
 1190 RC8 R US 2014

1190 RC8 R 2015

1190 RC8 R EU/GB 2015
 1190 RC8 R FR 2015
 1190 RC8 R JP 2015
 1190 RC8 R US 2015

Touring**Sports Tourer****Sports Tourer Big****1290 Super Duke GT****1290 Super Duke GT 2016**

1290 Super Duke GT EU 2016
 1290 Super Duke GT AU 2016
 1290 Super Duke GT JP 2016
 1290 Super Duke GT US 2016

1290 Super Duke GT 2017

					1290 Super Duke GT EU 2017
					1290 Super Duke GT JP 2017
					1290 Super Duke GT US 2017
					1290 Super Duke GT CN 2017
					1290 Super Duke GT 2018
					1290 Super Duke GT EU 2018
					1290 Super Duke GT JP 2018
					1290 Super Duke GT US 2018
					1290 Super Duke GT CN 2018
					1290 Super Duke GT 2019
					1290 Super Duke GT EU 2019
					1290 Super Duke GT JP 2019
					1290 Super Duke GT US 2019
					1290 Super Duke GT CN 2019
					1290 Super Duke GT 2020
					1290 Super Duke GT EU 2020
					1290 Super Duke GT JP 2020
					1290 Super Duke GT US 2020
					1290 Super Duke GT 2021
					1290 SUPER DUKE GT EU 2021



3206267en

18.11.2021

